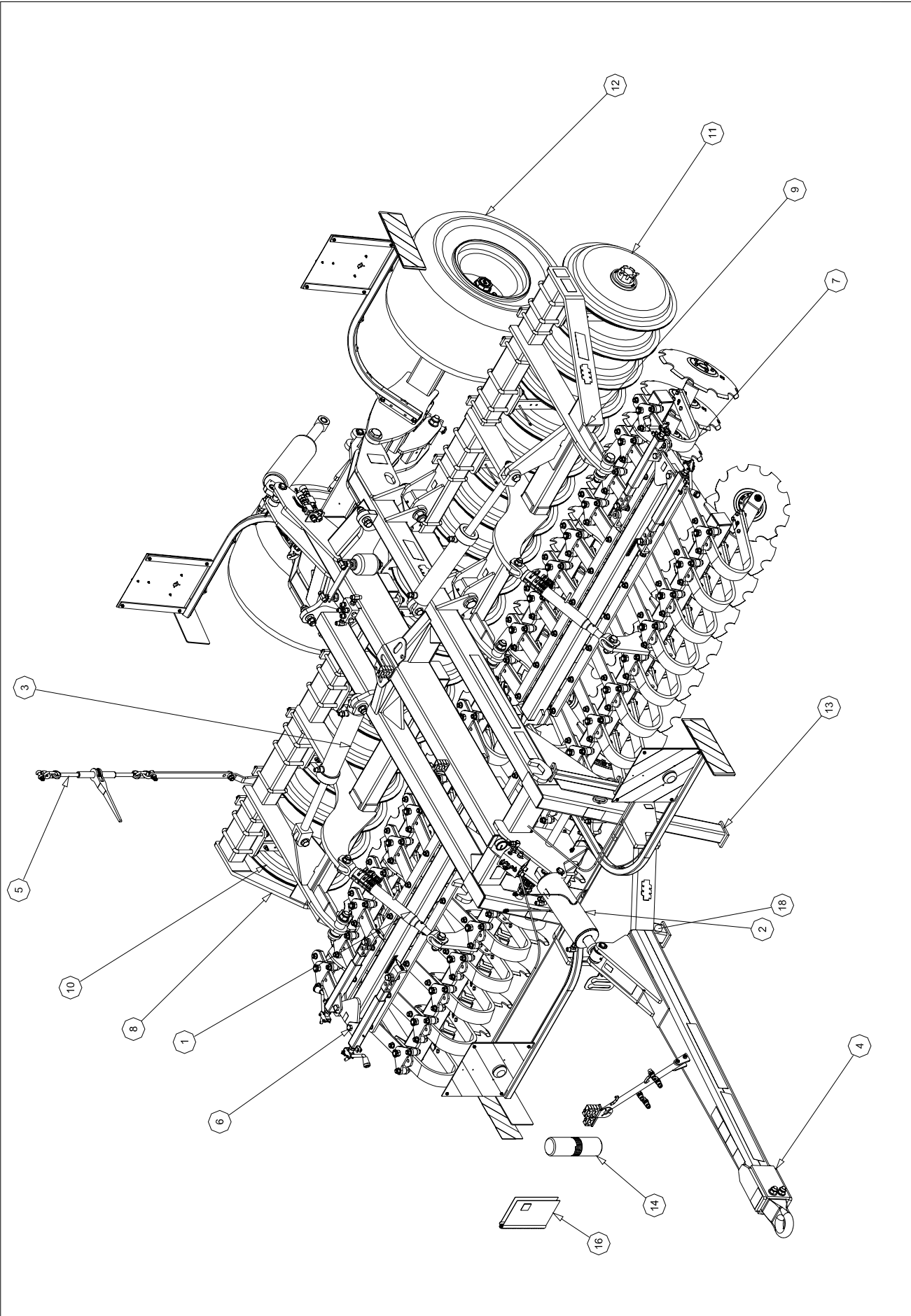


## 7. Parts & Assembly


### Table of contents

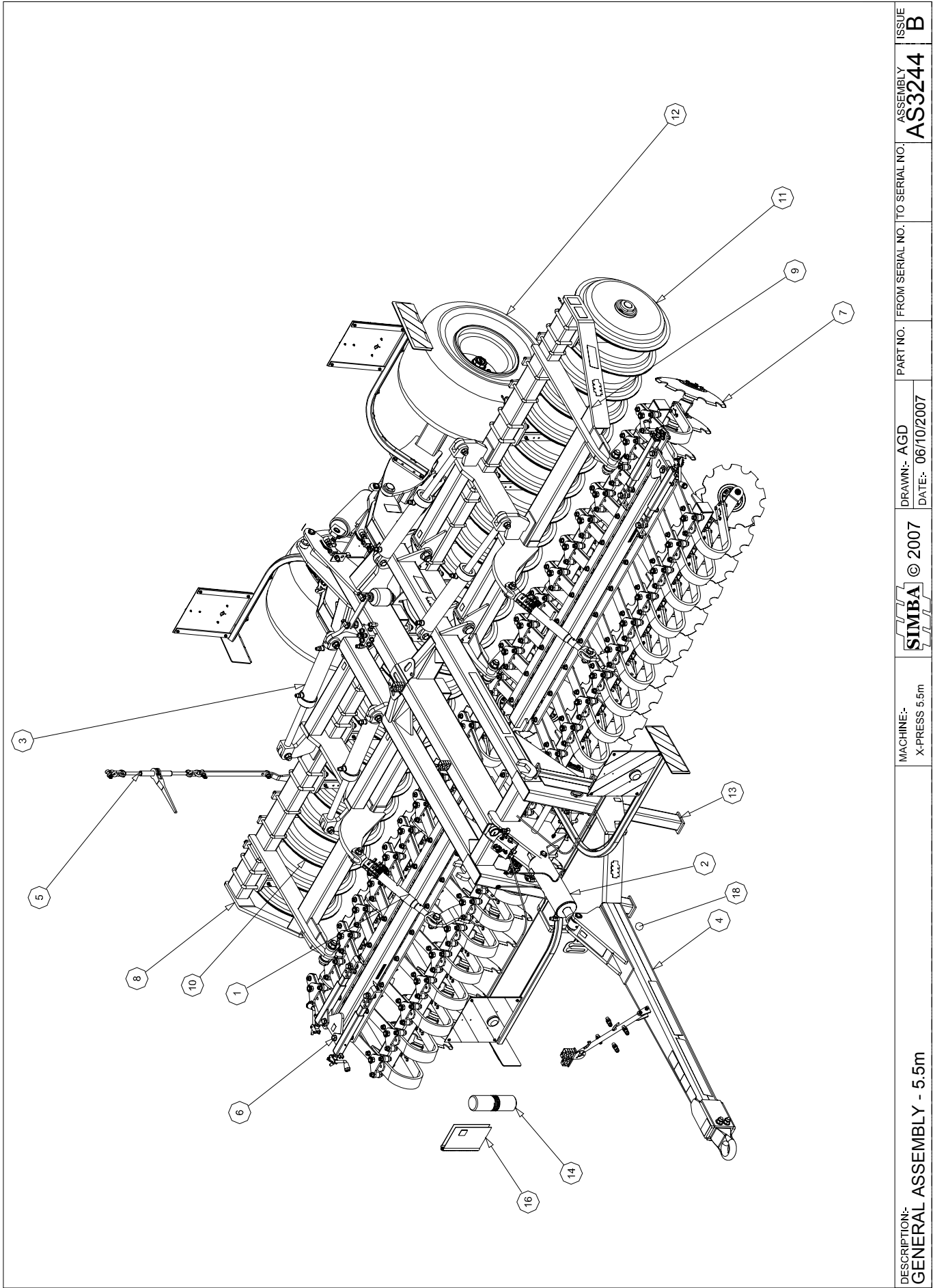
<b>General Assembly .....</b>	<b>42</b>	<b>DD Light Roll .....</b>	<b>118</b>
4.6m Full Assembly .....	42	DD Light Roll Assembly 4.6m .....	118
5.5m Full Assembly .....	44	DD Light Roll Assembly 5.5m .....	120
6.6m Full Assembly .....	46	DD Light Roll Assembly 6.6m .....	122
Drawbar Assembly .....	48	<b>Following Harrows (Optional) ....</b>	<b>124</b>
Chassis Assembly .....	50	4.6m Following Harrow L/H (DD700) .....	124
Lift Axle Assembly .....	52	4.6m Following Harrow R/H (DD700) .....	126
Rear Drawbar Assembly .....	54	5.5m Following Harrow L/H (DD700) .....	128
Eradicator Tine Kit .....	56	5.5m Following Harrow R/H (DD700) .....	130
Loadbinder Assembly 4.6m & 5.5m .....	58	6.6m Following Harrow L/H (DD700) .....	132
Loadbinder Assembly 6.6m .....	60	6.6m Following Harrow R/H (DD700) .....	134
<b>Roll Carriers .....</b>	<b>62</b>	<b>Brakes .....</b>	<b>136</b>
4.6m Roll Carrier Assembly L/H .....	62	Braked Axle - Air .....	136
4.6m Roll Carrier Assembly R/H .....	64	Air Tank & Fittings .....	138
5.5m Roll Carrier Assembly L/H .....	66	Braked Axle - Hydraulic .....	140
5.5m Roll Carrier Assembly R/H .....	68	Hydraulic Brakes Hose Layout .....	142
6.6m Roll Carrier Assembly L/H .....	70	<b>Hydraulics .....</b>	<b>144</b>
6.6m Roll Carrier Assembly R/H .....	72	Lift Circuit Components .....	144
<b>Disc Frames .....</b>	<b>74</b>	Lift Circuit .....	146
4.6m Disc Frame Assembly L/H .....	74	Wing Circuit Components (4.6m) .....	148
4.6m Disc Frame Assembly R/H .....	76	Wing Circuit (4.6m) .....	150
5.5m Disc Frame Assembly L/H .....	78	Wing Circuit Components (5.5 & 6.6m) ...	152
5.5m Disc Frame Assembly R/H .....	80	Wing Circuit (5.5 & 6.6m) .....	154
6.6m Disc Frame Assembly L/H .....	82	Rear Drawbar Hydraulics .....	156
6.6m Disc Frame Assembly R/H .....	84	<b>Wearing Parts Reference .....</b>	<b>158</b>
Disc Unit Assembly R/H .....	86		
Disc Unit Assembly L/H .....	88		
Disc Unit Assembly Centre .....	90		
Disc Hub Assembly L/H .....	92		
Disc Hub Assembly R/H .....	94		
Disc Frame Adjuster Manual .....	96		
<b>Double Disc Roll .....</b>	<b>98</b>		
Double Disc Roll Assembly 4.6m L/H .....	98		
Double Disc Roll Assembly 4.6m R/H .....	100		
Double Disc Roll Assembly 5.5m L/H .....	102		
Double Disc Roll Assembly 5.5m R/H .....	104		
Double Disc Roll Assembly 6.6m L/H .....	106		
Double Disc Roll Assembly 6.6m R/H .....	108		
Double Disc Axle Assembly 5 rings .....	110		
Double Disc Axle Assembly 6 rings .....	112		
Double Disc Axle Assembly 7 rings .....	114		
Double Disc Pillar Assembly .....	116		




DESCRIPTION:- <b>GENERAL ASSEMBLY 4.6m</b>	MACHINE:- X-PRESS 4.6m	© 2007	DRAWN:- AGD DATE:- 06/10/2007	PART NO. FROM SERIAL NO. TO SERIAL NO.	ASSEMBLY <b>AS3243</b>	ISSUE <b>B</b>
---	---------------------------	--------	----------------------------------	--	---------------------------	-------------------

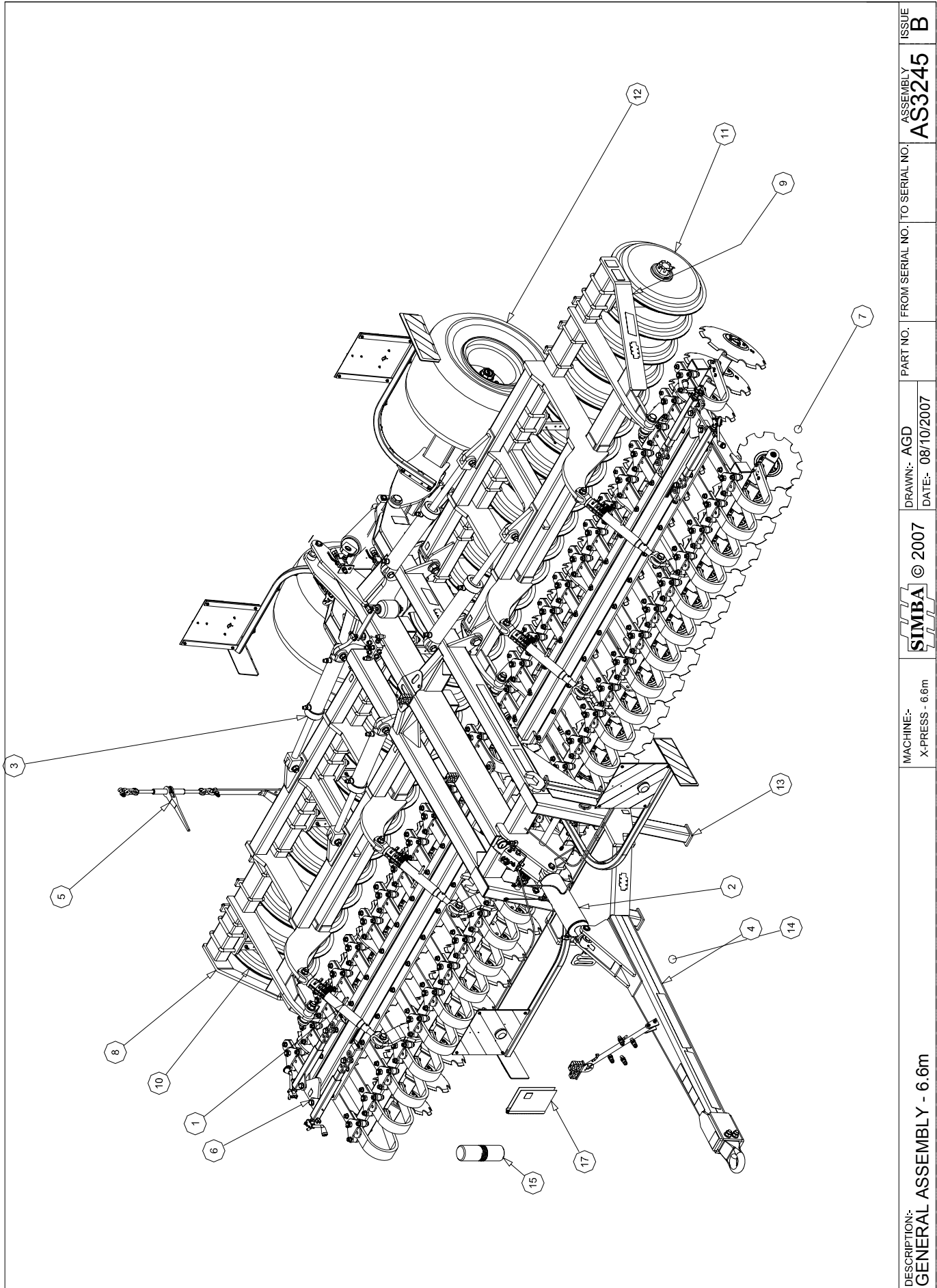


AS3243		GENERAL ASSEMBLY - 4.6m		
ITEM	PART NO	DESCRIPTION	QTY	COMMENTS
1	AS2157	DISC FRAME ADJUSTER ASSEMBLY	2	
2	AS2158	LIFT CIRCUIT - HYD. COMPONENT LAYO	1	
3	AS2748	WING CIRCUIT - HYD. COMPONENTS	1	
4	AS2794	X-PRESS DRAWBAR ASSEMBLY	1	
5	AS2849	LOADBINDER ASSEMBLY 530mm	1	
6	AS3246	DISC FRAME RH 4.6m	1	
7	AS3247	DISC FRAME ASSEMBLY LH	1	
8	AS3252	ROLL FRAME ASSEMBLY - RH 4.6m	1	
9	AS3253	ROLL FRAME ASSEMBLY - LH 4.6m	1	
10	AS3258	DD700 ROLL ASSEMBLY RH	1	
11	AS3259	DD700 ROLL ASSEMBLY LH	1	
12	AS3265	LIFT AXLE ASSEMBLY	1	
13	AS3266	CHASSIS ASSEMBLY	1	
14	P13013	MANUAL CASE Ø100	1	
15	P14201	HYDRAULIC KIT - X-PRESS 4.2m	1	
16	P15845	MANUAL - X-PRESS	1	
17	P15895	WIRING LOOM - TRAILED X-PRESS	1	
18	P15952	STICKER KIT X-PRESS 4.6m	1	
19				
20	AS2818	27/10-12 RUBBER ROLL ASSEMBLY	2	(NOT SHOWN)
21	AS3452	DDL600 - X-PRESS 4.6M - BOLT ON KIT	1	(NOT SHOWN)
22				
23				
24				
25				
26				
27				
28				
29				
30				
31				
32				
33				
34				
35				
36				
37				
38				
39				
40				
41				
42				
43				
44				
45				
46				
47				
48				
49				
50				




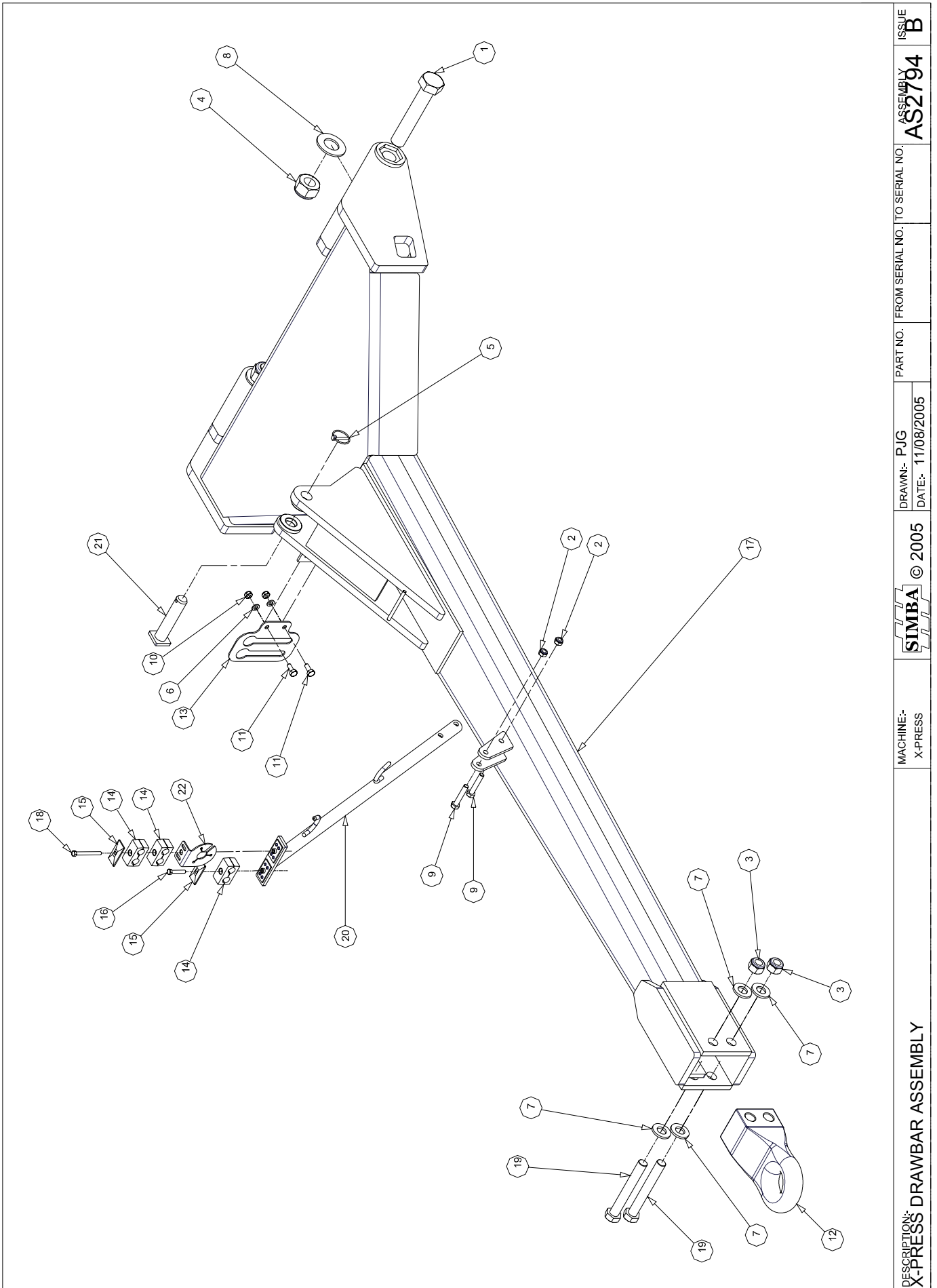
DESCRIPTION:- <b>GENERAL ASSEMBLY - 5.5m</b>	MACHINE:- X-PRESS 5.5m	© 2007	DRAWN:- AGD DATE:- 06/10/2007	PART NO. FROM SERIAL NO. TO SERIAL NO.	ASSEMBLY <b>AS3244</b>	ISSUE <b>B</b>
---	---------------------------	--------	----------------------------------	--	---------------------------	-------------------

AS3244		GENERAL ASSEMBLY - 5.5m			
ITEM	PART NO	DESCRIPTION	QTY	COMMENTS	
1	AS2157	DISC FRAME ADJUSTER ASSEMBLY	2		
2	AS2158	LIFT CIRCUIT - HYD. COMPONENT LAYO	1		
3	AS2160	WING CIRCUIT - HYD. COMPONENTS	1		
4	AS2794	X-PRESS DRAWBAR ASSEMBLY	1		
5	AS2849	LOADBINDER ASSEMBLY 530mm	1		
6	AS3248	DISC FRAME ASSEMBLY 5.5m RH	1		
7	AS3249	DISC FRAME ASSEMBLY 5.5m LH	1		
8	AS3254	ROLL FRAME ASSEMBLY - 5.5m RH	1		
9	AS3255	ROLL FRAME ASSEMBLY 5.5m LH	1		
10	AS3260	DD700 ROLL ASSEMBLY - 5.5m RH	1		
11	AS3261	DD700 ROLL ASSEMBLY - 5.5m LH	1		
12	AS3265	LIFT AXLE ASSEMBLY	1		
13	AS3266	CHASSIS ASSEMBLY	1		
14	P13013	MANUAL CASE Ø100	1		
15	P14202	HYDRAULIC KIT - 5.5m+6.6m X-RPESS	1		
16	P15845	MANUAL - X-PRESS	1		
17	P15895	WIRING LOOM - TRAILED X-PRESS	1		
18	P15953	STICKER KIT X-PRESS 5.5m	1		
19					
20	AS2819	27/10-12 RUBBER ROLL ASSEMBLY	2	(NOT SHOWN)	
21	AS3453	DDL600 - X-PRESS 5.5M - BOLT ON KIT	1	(NOT SHOWN)	
22					
23					
24					
25					
26					
27					
28					
29					
30					
31					
32					
33					
34					
35					
36					
37					
38					
39					
40					
41					
42					
43					
44					
45					
46					
47					
48					
49					
50					



DESCRIPTION:- <b>GENERAL ASSEMBLY - 6.6m</b>	MACHINE:- X-PRESS - 6.6m	© 2007	DRAWN:- AGD	PART NO. FROM SERIAL NO. TO SERIAL NO.	ASSEMBLY <b>AS3245</b>	ISSUE <b>B</b>
			DATE:- 08/10/2007			


AS3245		GENERAL ASSEMBLY - 6.6m			
ITEM	PART NO	DESCRIPTION	QTY	COMMENTS	
1	AS2157	DISC FRAME ADJUSTER ASSEMBLY	4		
2	AS2158	LIFT CIRCUIT - HYD. COMPONENT LAYO	1		
3	AS2160	WING CIRCUIT - HYD. COMPONENTS	1		
4	AS2794	X-PRESS DRAWBAR ASSEMBLY	1		
5	AS2849	LOADBINDER ASSEMBLY 530mm	1		
6	AS3250	DISC FRAME ASSMEMBLY 6.6m RH	1		
7	AS3251	6.6m DISC FRAME ASSEMBLY LH	1		
8	AS3256	ROLL FRAME ASSMEBLY - RH 6.6m	1		
9	AS3257	ROLL FRAME ASSEMBLY L - LH 6.6m	1		
10	AS3262	DD700 ROLL ASSEMBLY - 6.6m RH	1		
11	AS3263	DD700 ROLL ASSEMBLY - 6.6m LH	1		
12	AS3265	LIFT AXLE ASSEMBLY	1		
13	AS3266	CHASSIS ASSEMBLY	1		
14	AS3275	STICKER KIT X-PRESS 6.6m	1		
15	P13013	MANUAL CASE Ø100	1		
16	P14202	HYDRAULIC KIT - 5.5m+6.6m X-RPESS	1		
17	P15845	MANUAL - X-PRESS	1		
18	P15897	WIRING LOOM - TRAILED X-PRESS	1		
19					
20	AS2820	27/10-12 RUBBER ROLL ASSEMBLY	2	(NOT SHOWN)	
21	AS3454	DDL600 - X-PRESS 6.6M - BOLT ON KIT	1	(NOT SHOWN)	
22					
23					
24					
25					
26					
27					
28					
29					
30					
31					
32					
33					
34					
35					
36					
37					
38					
39					
40					
41					
42					
43					
44					
45					
46					
47					
48					
49					
50					

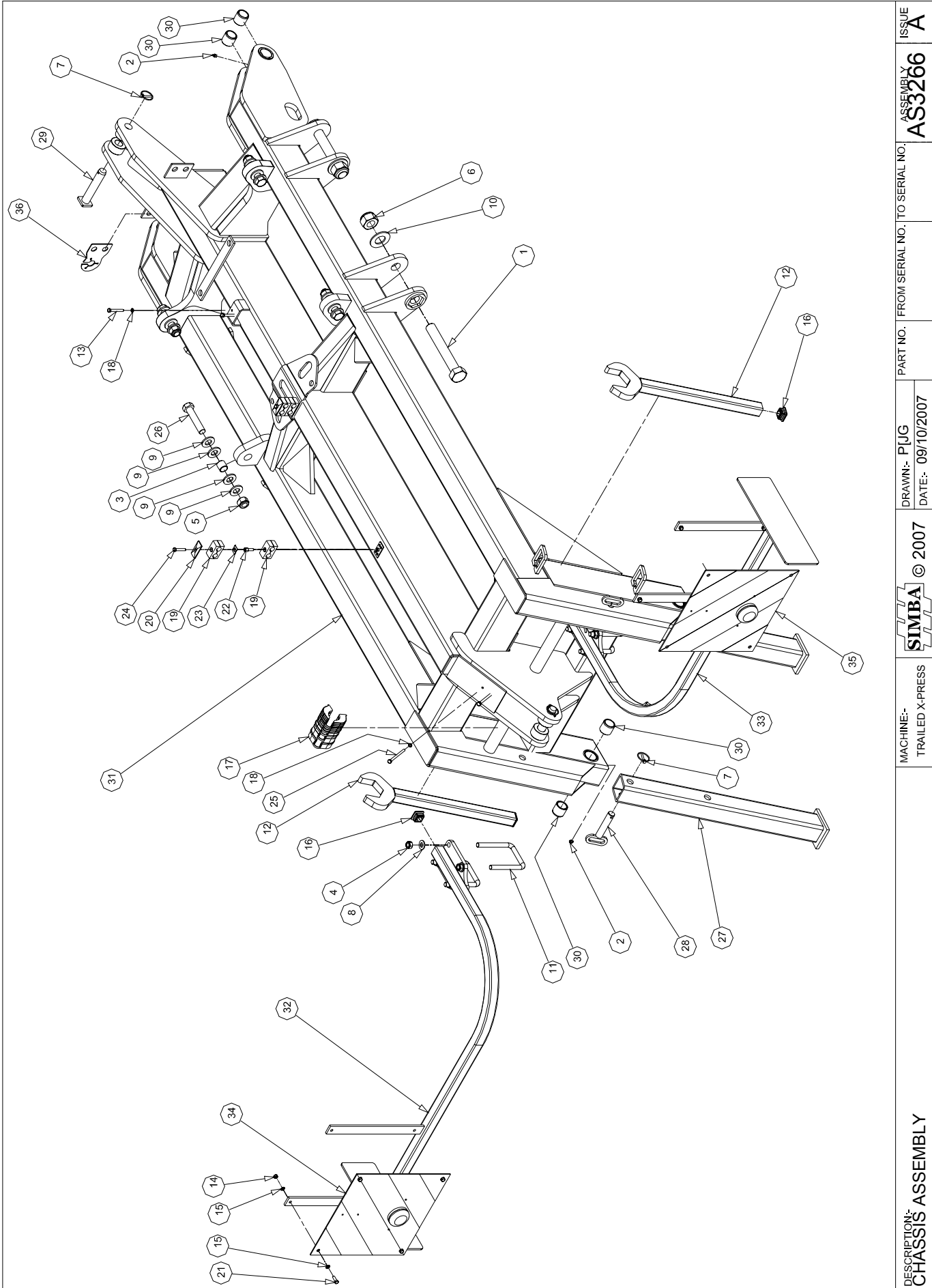


DESCRIPTION: <b>X-PRESS DRAWBAR ASSEMBLY</b>	MACHINE:- X-PRESS	© 2005	DRAWN:- PJG DATE:- 11/08/2005	PART NO. FROM SERIAL NO. TO SERIAL NO.	ASSEMBLY <b>AS2794</b>	ISSUE <b>B</b>




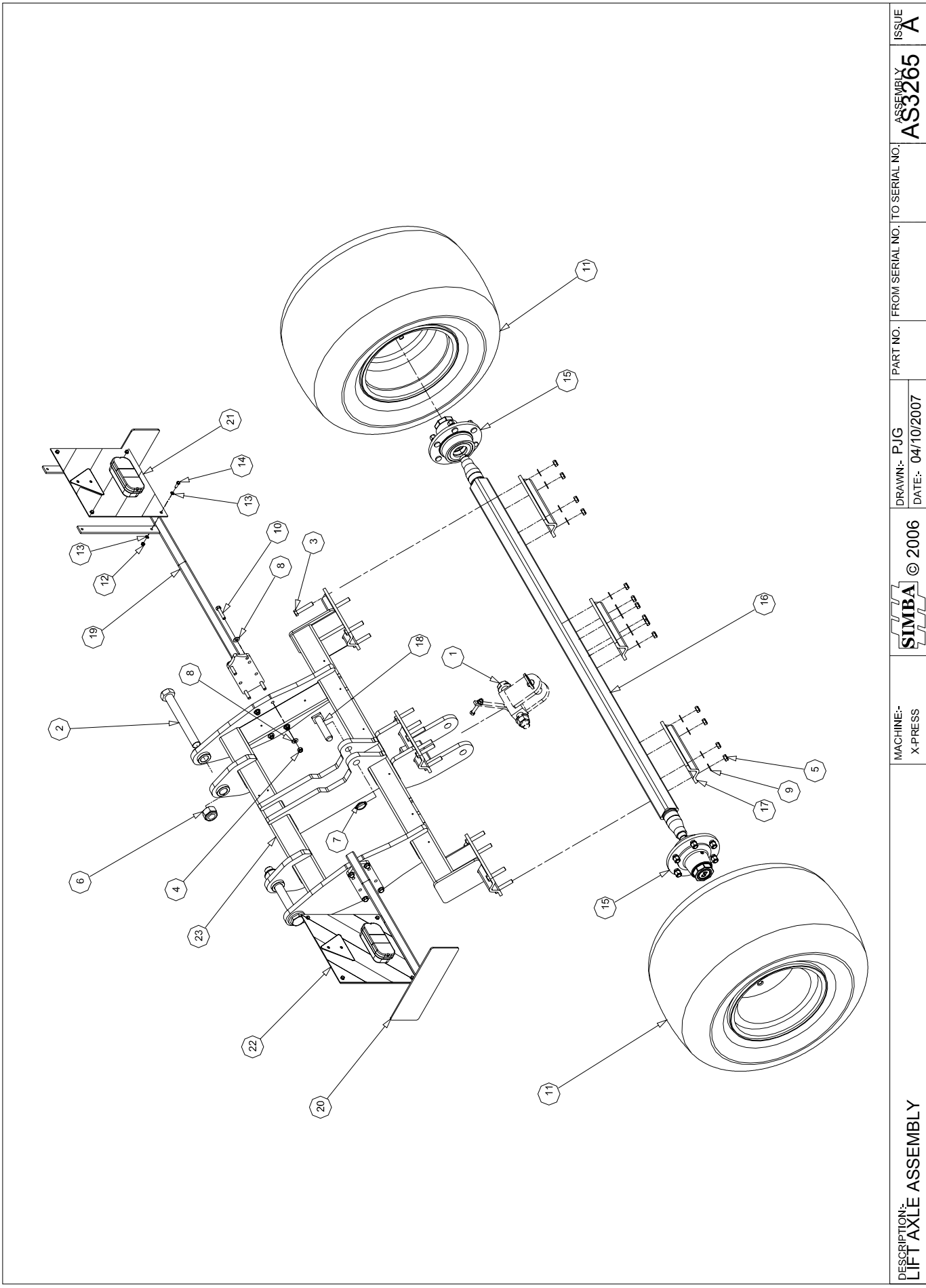


AS2794		DRAWBAR ASSEMBLY F/W TRAILED X-PRESS		
ITEM	PART NO	DESCRIPTION	QTY	COMMENTS
1	P00045	BOLT M36x200 GR. 8.8	2	
2	P02007	NUT LOCK M12	2	
3	P02010	NUT LOCK M24	2	
4	P02012	NUT LOCK M36	2	
5	P02483	LYNCH PIN CAT 1	1	
6	P02600	WASHER FLAT M10	2	
7	P02604	WASHER FLAT M24 Ø50	4	
8	P02609	WASHER FLAT M39	2	
9	P03089	BOLT M12x65 GR. 8.8	2	
10	P05534	NUT LOCK M10	2	
11	P06651	BOLT M10x25 GR. 8.8	2	
12	P08997	HITCH - FRONT	1	
13	P09092	HOSE STOWAGE PLATE	1	
14	P09112	CLAMP ½" BSP PAIR	3	
15	P09113	CLAMP - TOP PLATE	2	
16	P10278	BOLT M8x45 GR. 8.8	1	
17	P12284	X-PRESS DRAWBAR	1	
18	P12507	BOLT M8x80 GR. 8.8	1	
19	P12766	BOLT M24x180 GR10.9	2	
20	P14001	HOSE MAST - X-PRESS	1	
21	P14029	PIN Ø30x138	1	
22	P16007	SOCKET PLATE 12N	1	
23				
24				
25				
26				
27				
28				
29				
30				
31				
32				
33				
34				
35				
36				
37				
38				
39				
40				
41				
42				
43				
44				
45				
46				
47				
48				
49				
50				




DESCRIPTION: <b>CHASSIS ASSEMBLY</b>	MACHINE:- TRAILED X-PRESS	© 2007	DRAWN:- P/JUG DATE:- 09/10/2007	PART NO. FROM SERIAL NO. TO SERIAL NO.	ASSEMBLY NO. <b>AS3266</b>	ISSUE <b>A</b>

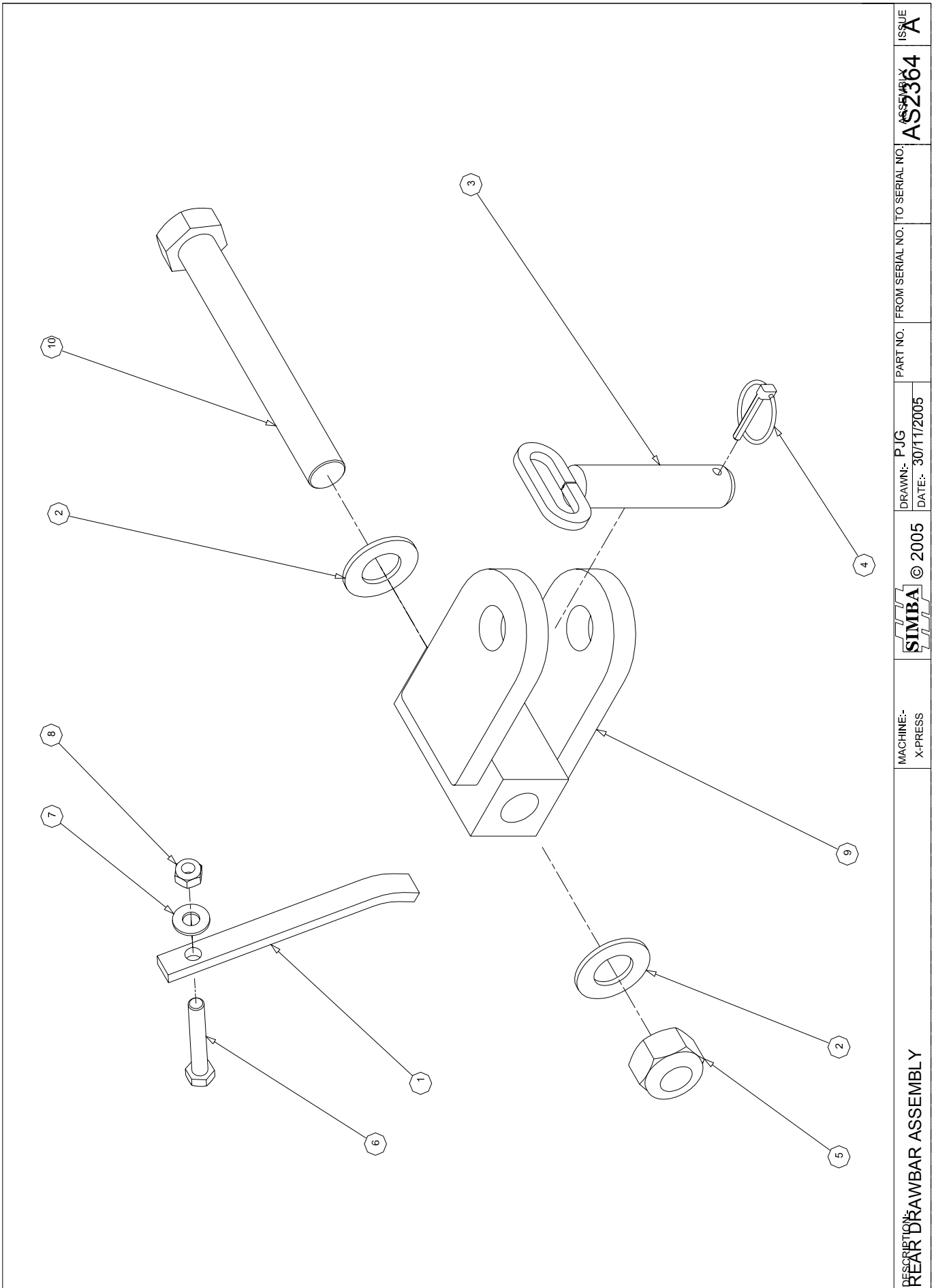
AS3266		CHASSIS ASSEMBLY		
ITEM	PART NO	DESCRIPTION	QTY	COMMENTS
1	P00047	BOLT M36x240 GR. 8.8	4	
2	P00071	NIPPLE - GREASE	4	
3	P01645	BUSH SPRUNG - Ø32xØ26x30	4	
4	P01709	NUT STAYTIGHT M16	8	
5	P02010	NUT LOCK M24	4	
6	P02012	NUT LOCK M36	4	
7	P02483	LYNCH PIN CAT 1	4	
8	P02602	WASHER FLAT M16	8	
9	P02604	WASHER FLAT M24 Ø50	16	
10	P02609	WASHER FLAT M39	4	
11	P03704	BOLT U M16 GR8.8 145x117	4	
12	P04233	SPANNER - M60	2	
13	P04753	BOLT M8x60 GR. 8.8	2	
14	P04754	NUT LOCK M8	8	
15	P05535	WASHER FLAT M8	16	
16	P07543	PLASTIC END CAP 40x40	4	
17	P08802	SHIM KIT 7 PIECE	1	
18	P08817	WASHER SPRING M8	4	
19	P09112	CLAMP ½" BSP PAIR	4	
20	P09113	CLAMP - TOP PLATE	2	
21	P09597	BOLT M8x25 GR. 8.8	8	
22	P10049	BOLT M8x25 STAUFF STACK	2	
23	P10234	LOCK CLIP	2	
24	P10278	BOLT M8x45 GR. 8.8	2	
25	P11689	BOLT M8x110 GR. 8.8	2	
26	P12610	BOLT M24x120 GR 10.9 STR	4	
27	P14003	PARKING STAND	2	
28	P14027	PIN Ø25x118 HANDLED	2	
29	P14028	PIN Ø30x159	2	
30	P14031	BUSH Ø45xØ36.5x40	8	
31	P14963	CHASSIS	1	
32	P15509	FRONT LIGHT ARM RH	1	
33	P15510	FRONT LIGHT ARM LH	1	
34	P15560	LIGHT BOARD FRH	1	
35	P15561	LIGHT BOARD FLH	1	
36	P16016	TRAILER SOCKET BULKHEAD	1	
37				
38				
39				
40				
41				
42				
43				
44				
45				
46				
47				
48				
49				
50				



DESCRIPTION: LIFT AXLE ASSEMBLY	MACHINE:- X-PRESS	© 2006	DRAWN:- PJG	PART NO.	FROM SERIAL NO.   TO SERIAL NO.	ASSEMBLY AS3265	ISSUE A
			DATE:- 04/10/2007				



AS3265		LIFT AXLE ASSEMBLY		
ITEM	PART NO	DESCRIPTION	QTY	COMMENTS
1	AS2364	REAR DRAWBAR ASSEMBLY	1	OPTIONAL
2	P01293	BOLT M36x280 GR. 8.8	2	
3	P01901	BOLT M16x80 GR. 8.8	14	
4	P02007	NUT LOCK M12	8	
5	P02008	NUT LOCK M16	14	
6	P02012	NUT LOCK M36	2	
7	P02483	LYNCH PIN CAT 1	1	
8	P02601	WASHER FLAT M12	16	
9	P02602	WASHER FLAT M16	14	
10	P03088	BOLT M12x60 GR. 8.8	8	
11	P03788	WHEEL ASSEMBLY - 500/50	2	
12	P04754	NUT LOCK M8	8	
13	P05535	WASHER FLAT M8	16	
14	P09597	BOLT M8x25 GR. 8.8	8	
15	P13033	HUB ASSEMBLY 6 STUD COMPLETE	2	
16	P14007	BOTTOM AXLE	1	
17	P14024	BACK PLATE	3	
18	P14025	PIN Ø30x129	1	
19	P14047	REAR LIGHT ARM - RH	1	
20	P14048	REAR LIGHT ARM - LH	1	
21	P15562	LIGHT BOARD RRH	1	
22	P15563	LIGHT BOARD RLH	1	
23				
24				
25				
26				
27				
28				
29				
30				
31				
32				
33				
34				
35				
36				
37				
38				
39				
40				
41				
42				
43				
44				
45				
46				
47				
48				
49				
50				



DESCRIPTION: REAR DRAWBAR ASSEMBLY

MACHINE:- X-PRESS

SIMBA © 2005


DRAWN:- PJG  
DATE:- 30/11/2005

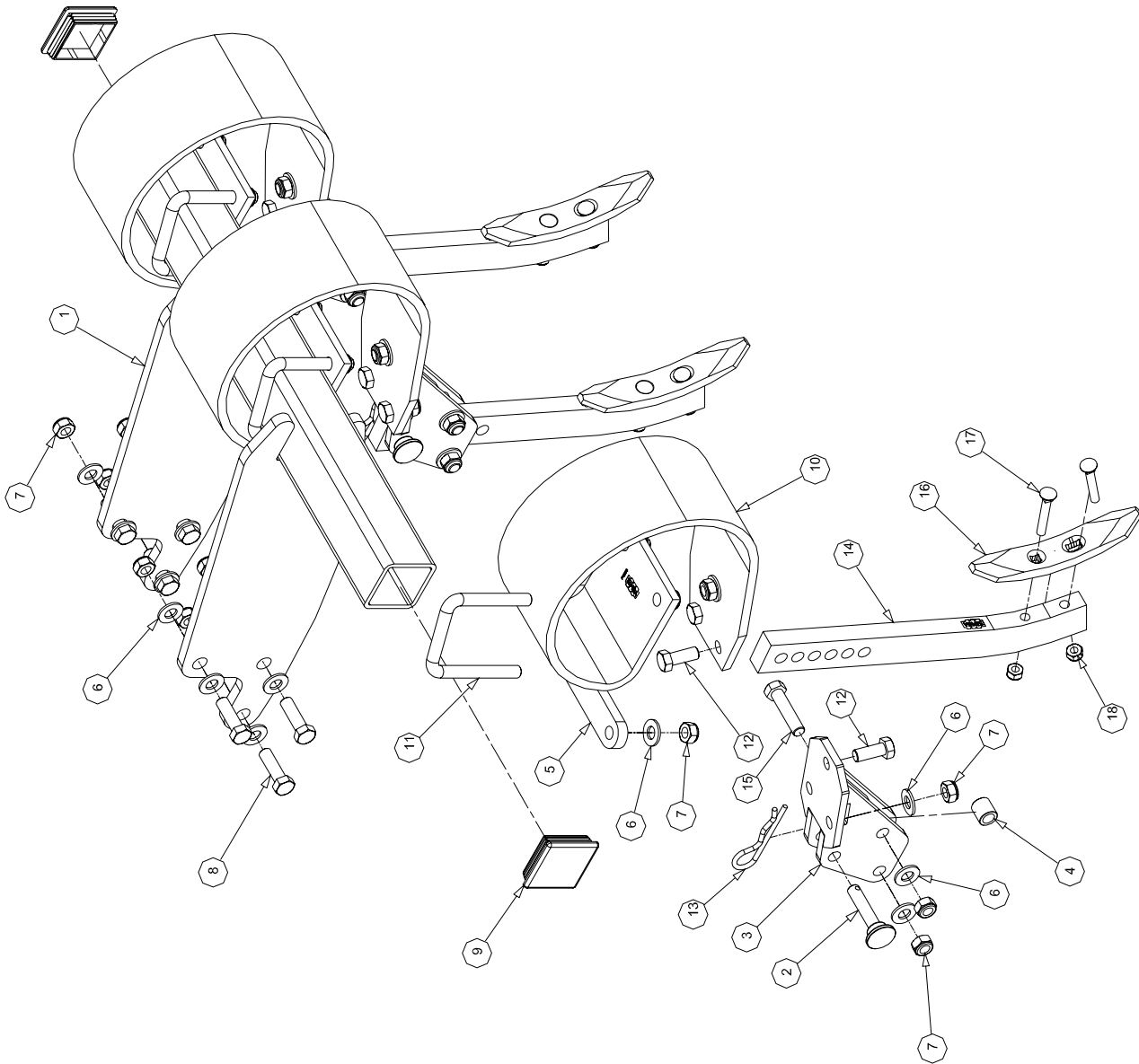
PART NO. FROM SERIAL NO. TO SERIAL NO.

ASSEMBLY NO. AS2364

ISSUE A



AS2364		REAR DRAWBAR ASSEMBLY		
ITEM	PART NO	DESCRIPTION	QTY	COMMENTS
1	P08836	HELPER LEAF	1	
2	P02608	WASHER FLAT M30	2	
3	P14026	PIN Ø32x138 HANDLED	1	
4	P02483	LYNCH PIN CAT 1	1	
5	P02011	NUT LOCK M30	1	
6	P00006	BOLT M12x80 GR. 8.8	1	
7	P02601	WASHER FLAT M12	1	
8	P02007	NUT LOCK M12	1	
9	P14006	REAR HITCH	1	
10	P00056	BOLT M30x240 GR. 8.8	1	
11				
12				
13				
14				
15				
16				
17				
18				
19				
20				
21				
22				
23				
24				
25				
26				
27				
28				
29				
30				
31				
32				
33				
34				
35				
36				
37				
38				
39				
40				
41				
42				
43				
44				
45				
46				
47				
48				
49				
50				



DESCRIPTION: ERADICATOR TINE KIT

SIMBA © 2004

DRAWN- AGD  
DATE- 23/06/2004


PART NO. FROM SERIAL NO. TO SERIAL NO.

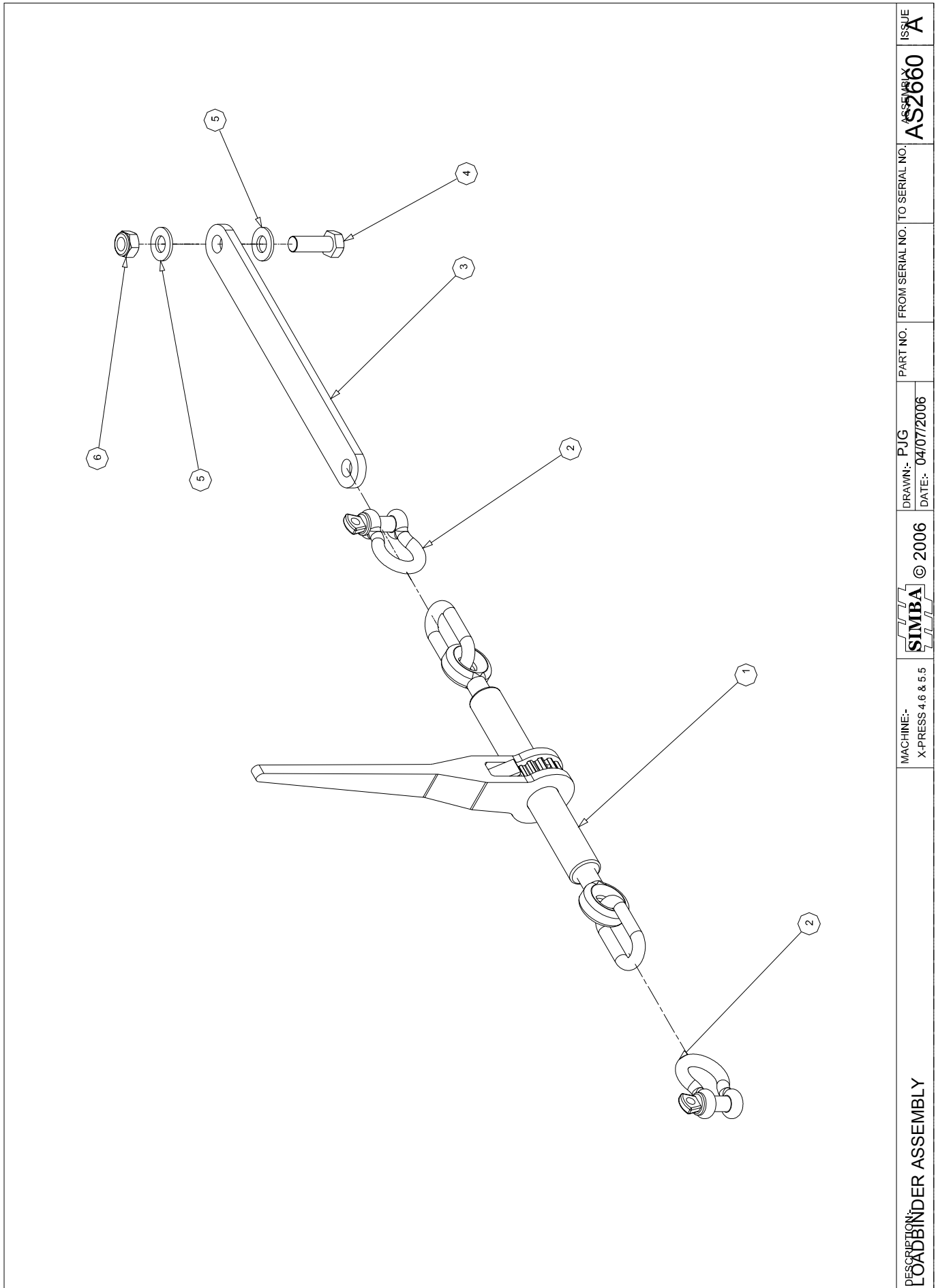
ASSEMBLY NO. AS1637

ISSUE A





AS1637		ERADICATOR KIT X-PRESS		
ITEM	PART NO	DESCRIPTION	QTY	COMMENTS
1	P12809	ERADICATOR TINE BEAM	2	
2	P05207	PIN Ø16x73	6	
3	P12524	TINE CLAMP UNIT	6	
4	P12525	BUSH Ø25xØ16.5x26	6	
5	P12575	RETAINING PLATE	6	
6	P02602	WASHER FLAT M16	74	
7	P02008	NUT LOCK M16	66	
8	P11494	BOLT M16x55 GR. 8.8	12	
9	P07546	PLASTIC END CAP 80x80	4	
10	P12573	PRO-ACTIVE 150x12	6	
11	P12574	BOLT U M16 130/115-86 GR8.8	12	
12	P00007	BOLT M16x40 GR. 8.8	18	
13	P02485	R CLIP Ø6x120	6	
14	P12628	TINE 2x1 SHORT	6	
15	P01102	BOLT M16x70 GR. 8.8	12	
16	P03017	POINT 1½" REVERSIBLE	6	
17	P03448	BOLT 7/16" UNFx75	12	
18	P07131	NUT LOCK 7/16"UNF	12	
19				
20				
21				
22				
23		QUANTITY SHOWN PER MACHINE		
24				
25				
26				
27				
28				
29				
30				
31				
32				
33				
34				
35				
36				
37				
38				
39				
40				
41				
42				
43				
44				
45				
46				
47				
48				
49				
50				



DESCRIPTION:  
**LOADER ASSEMBLY**

MACHINE:-  
 X-PRESS 4.6 & 5.5

**SIMBA** © 2006


DRAWN:- PJG  
 DATE:- 04/07/2006

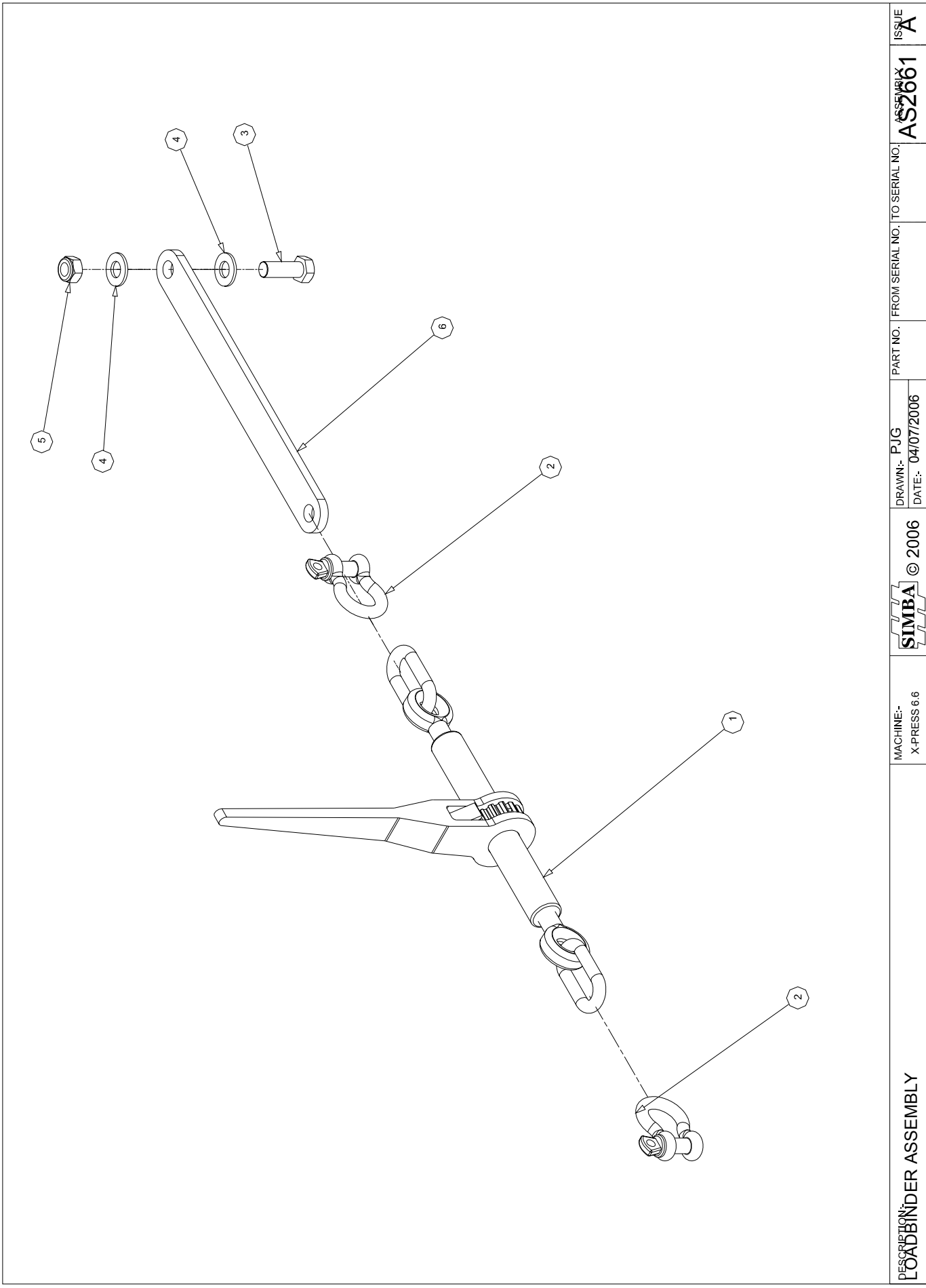
PART NO. | FROM SERIAL NO. | TO SERIAL NO.

ASSEMBLY  
**AS2660**

ISSUE  
**A**



AS2660		LOAD BINDER ASSEMBLY - X-PRESS 4.6m & 5.5m		
ITEM	PART NO	DESCRIPTION	QTY	COMMENTS
1	P14762	RATCHET LOADBINDER	1	
2	P14687	SHACKLE - BOW 2T M16	2	
3	P14869	LOADBINDER EXTENSION	1	
4	P09280	BOLT M16x45 GR8.8	1	
5	P02602	WASHER FLAT M16	2	
6	P02008	NUT LOCK M16	1	
7				
8				
9				
10				
11				
12				
13				
14				
15				
16				
17				
18				
19				
20				
21				
22				
23				
24				
25				
26				
27				
28				
29				
30				
31				
32				
33				
34				
35				
36				
37				
38				
39				
40				
41				
42				
43				
44				
45				
46				
47				
48				
49				
50				



DESCRIPTION:  
LOADER ASSEMBLY

MACHINE:-  
X-PRESS 6.6



© 2006


DRAWN:- PJG  
DATE:- 04/07/2006

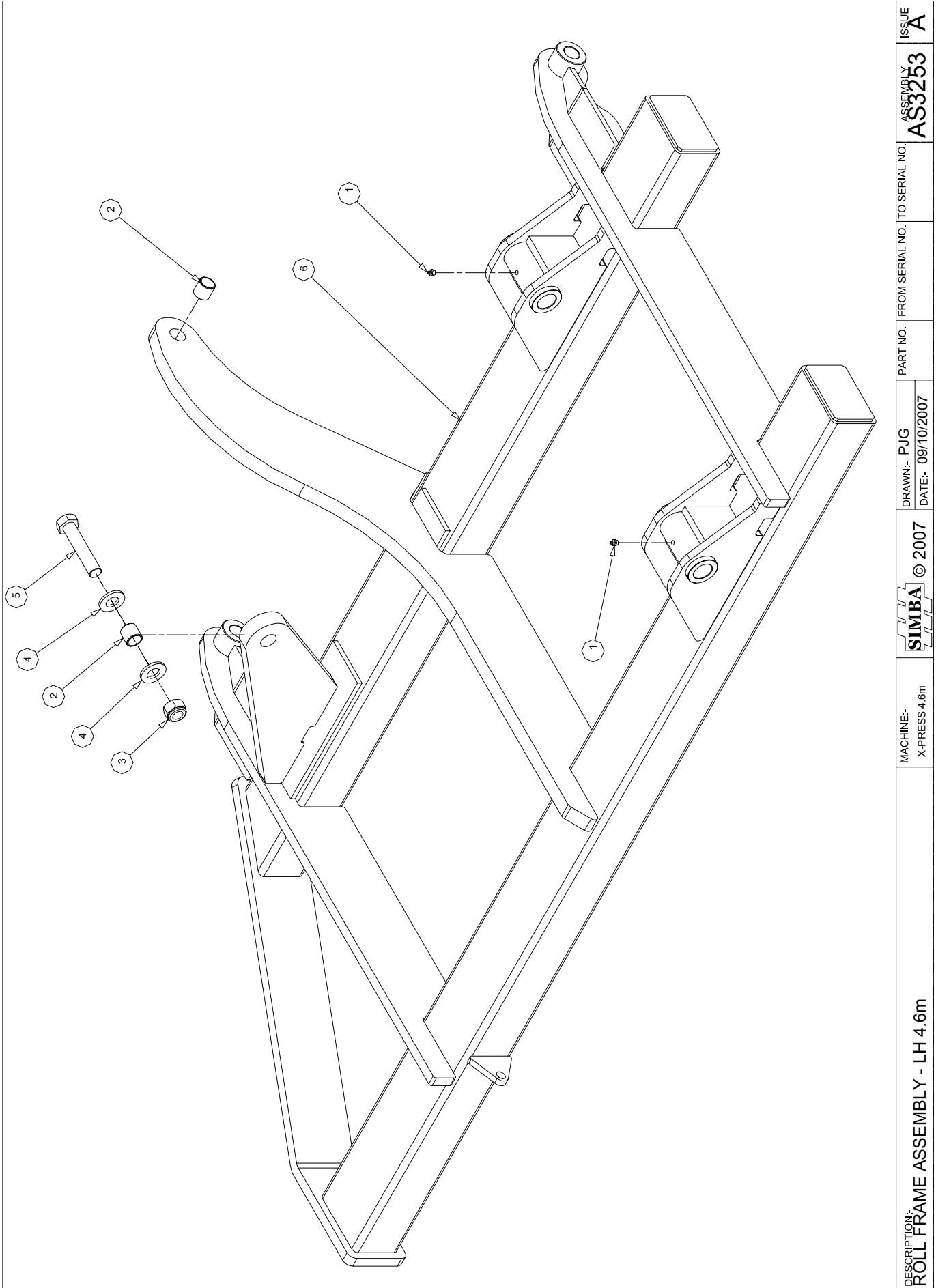
PART NO. FROM SERIAL NO. TO SERIAL NO.

ASSEMBLY X  
AS2661


ISSUE  
A

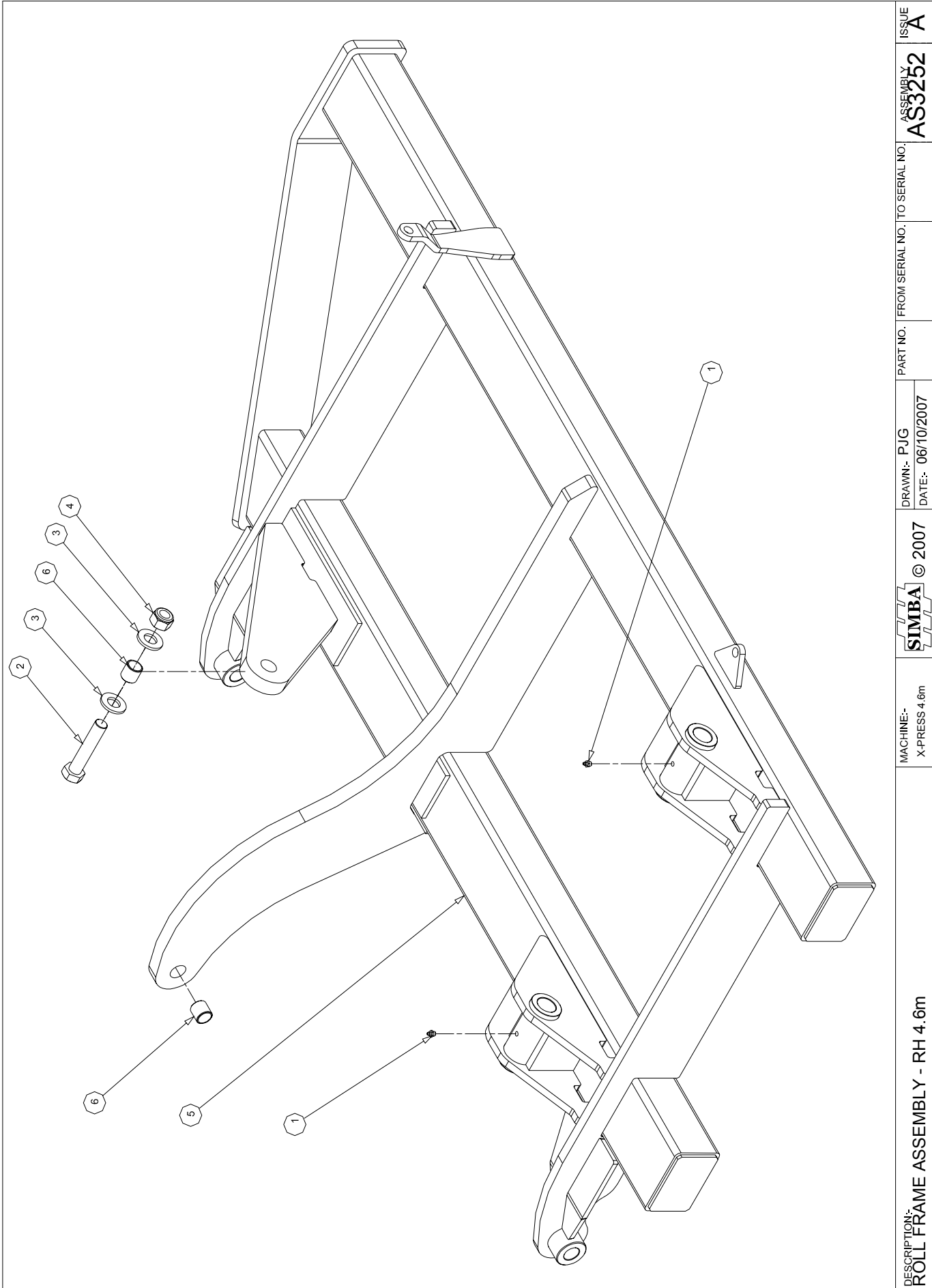


AS2661		LOADBINDER ASSEMBLY - X-PRESS 6.6m		
ITEM	PART NO	DESCRIPTION	QTY	COMMENTS
1	P14762	RATCHET LOADBINDER	1	
2	P14687	SHACKLE - BOW 2T M16	2	
3	P09280	BOLT M16x45 GR8.8	1	
4	P02602	WASHER FLAT M16	2	
5	P02008	NUT LOCK M16	1	
6	P14870	LOADBINDER EXTENSION	1	
7				
8				
9				
10				
11				
12				
13				
14				
15				
16				
17				
18				
19				
20				
21				
22				
23				
24				
25				
26				
27				
28				
29				
30				
31				
32				
33				
34				
35				
36				
37				
38				
39				
40				
41				
42				
43				
44				
45				
46				
47				
48				
49				
50				




DESCRIPTION: <b>ROLL FRAME ASSEMBLY - LH 4.6m</b>	MACHINE:- X-PRESS 4.6m	© 2007	DRAWN:- PJG DATE:- 09/10/2007	PART NO. FROM SERIAL NO. TO SERIAL NO.	ASSEMBLY <b>AS3253</b>	ISSUE <b>A</b>
--	---------------------------	--------	----------------------------------	--	---------------------------	-------------------

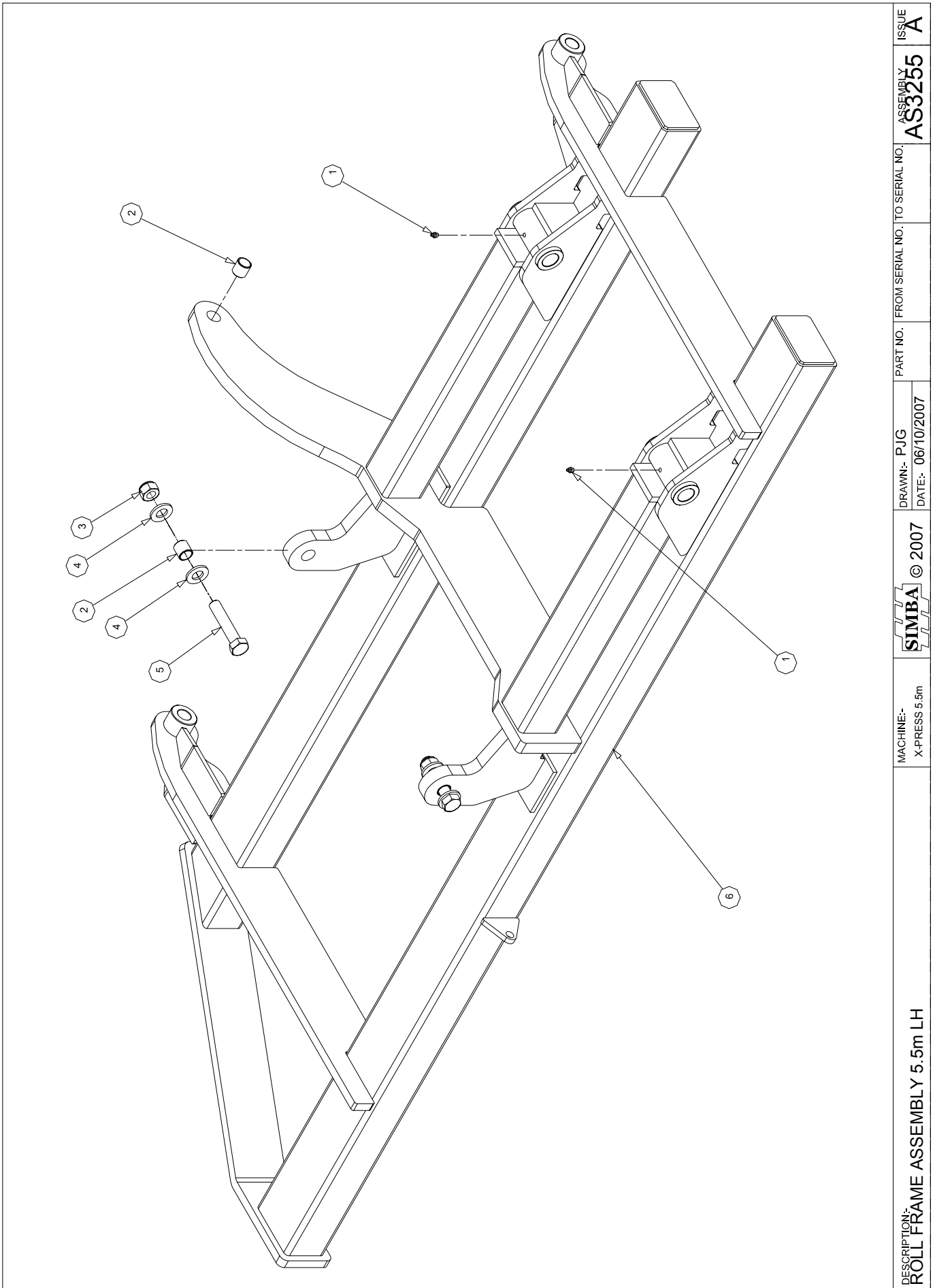
AS3253		ROLL FRAME ASSEMBLY - LH 4.6m		
ITEM	PART NO	DESCRIPTION	QTY	COMMENTS
1	P00071	NIPPLE - GREASE	2	
2	P01645	BUSH SPRUNG - Ø32xØ26x30	2	
3	P02010	NUT LOCK M24	1	
4	P02604	WASHER FLAT M24 Ø50	2	
5	P12610	BOLT M24x120 GR 10.9 STR	1	
6	P14861	ROLL FRAME LH 4.6m	1	
7				
8				
9				
10				
11				
12				
13				
14				
15				
16				
17				
18				
19				
20				
21				
22				
23				
24				
25				
26				
27				
28				
29				
30				
31				
32				
33				
34				
35				
36				
37				
38				
39				
40				
41				
42				
43				
44				
45				
46				
47				
48				
49				
50				



DESCRIPTION:- <b>ROLL FRAME ASSEMBLY - RH 4.6m</b>	MACHINE:- X-PRESS 4.6m	© 2007	DRAWN:- PJG	PART NO. FROM SERIAL NO.   TO SERIAL NO.	ASSEMBLY NO. <b>AS3252</b>	ISSUE <b>A</b>
			DATE:- 06/10/2007			




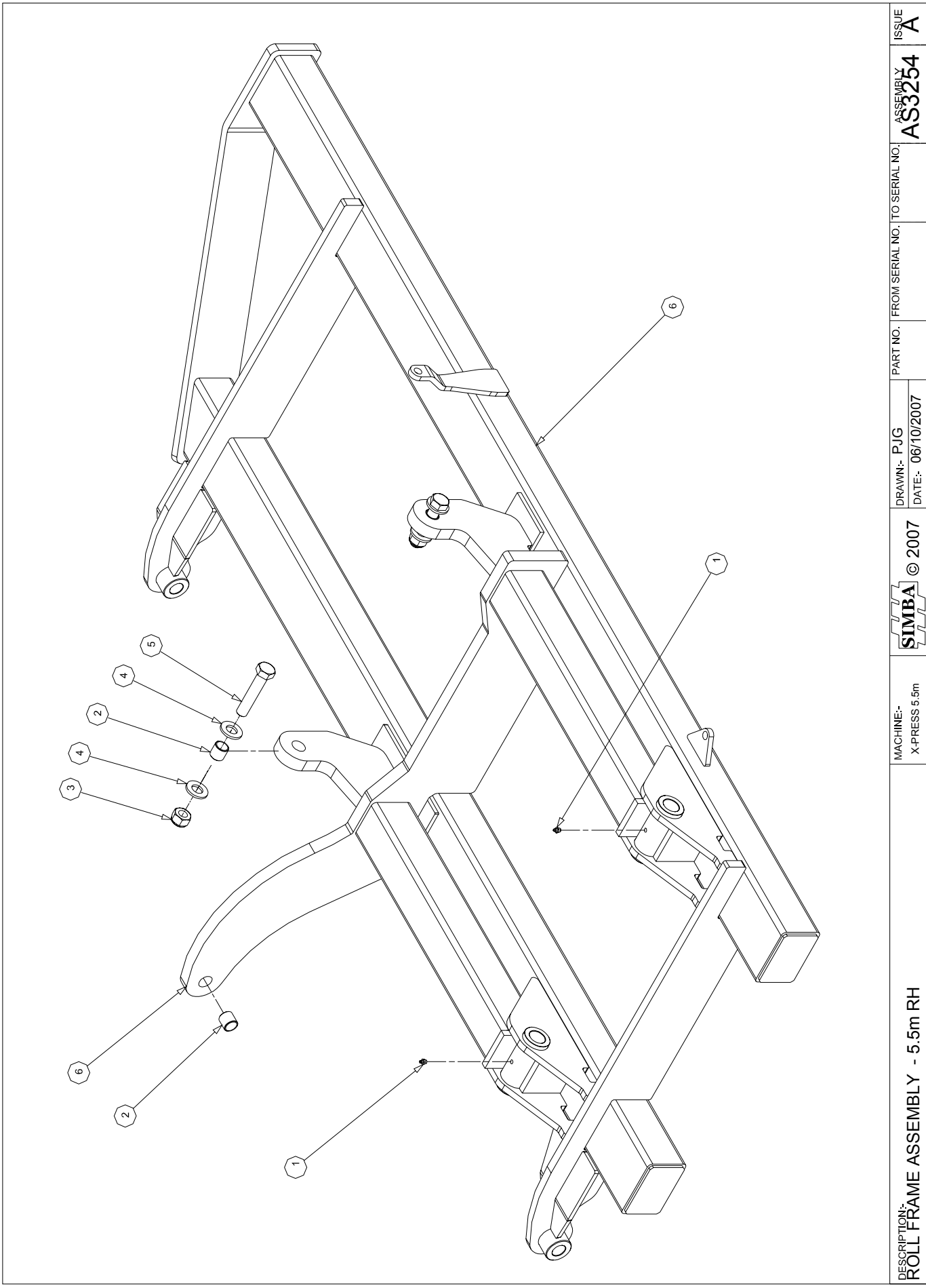
AS3252		ROLL FRAME ASSEMBLY - RH 4.6m		
ITEM	PART NO	DESCRIPTION	QTY	COMMENTS
1	P00071	NIPPLE - GREASE	2	
2	P01645	BUSH SPRUNG - Ø32xØ26x30	2	
3	P02010	NUT LOCK M24	1	
4	P02604	WASHER FLAT M24 Ø50	2	
5	P12610	BOLT M24x120 GR 10.9 STR	1	
6	P14862	4.6m RH ROLL FRAME	1	
7				
8				
9				
10				
11				
12				
13				
14				
15				
16				
17				
18				
19				
20				
21				
22				
23				
24				
25				
26				
27				
28				
29				
30				
31				
32				
33				
34				
35				
36				
37				
38				
39				
40				
41				
42				
43				
44				
45				
46				
47				
48				
49				
50				



DESCRIPTION: <b>ROLL FRAME ASSEMBLY 5.5m LH</b>	MACHINE:- X-PRESS 5.5m	© 2007	DRAWN:- PJG DATE:- 06/10/2007	PART NO. FROM SERIAL NO. TO SERIAL NO.	ASSEMBLY <b>AS3255</b>	ISSUE <b>A</b>
--	---------------------------	--------	----------------------------------	--	---------------------------	-------------------



AS3255		ROLL FRAME ASSEMBLY - 5.5m LH		
ITEM	PART NO	DESCRIPTION	QTY	COMMENTS
1	P00071	NIPPLE - GREASE	2	
2	P01645	BUSH SPRUNG - Ø32xØ26x30	3	
3	P02010	NUT LOCK M24	2	
4	P02604	WASHER FLAT M24 Ø50	4	
5	P12610	BOLT M24x120 GR 10.9 STR	2	
6	P14863	ROLL FRAME LH 5.5m	1	
7				
8				
9				
10				
11				
12				
13				
14				
15				
16				
17				
18				
19				
20				
21				
22				
23				
24				
25				
26				
27				
28				
29				
30				
31				
32				
33				
34				
35				
36				
37				
38				
39				
40				
41				
42				
43				
44				
45				
46				
47				
48				
49				
50				



DESCRIPTION:  
**ROLL FRAME ASSEMBLY - 5.5m RH**

MACHINE:-  
 X-PRESS 5.5m


**SIMBA** © 2007

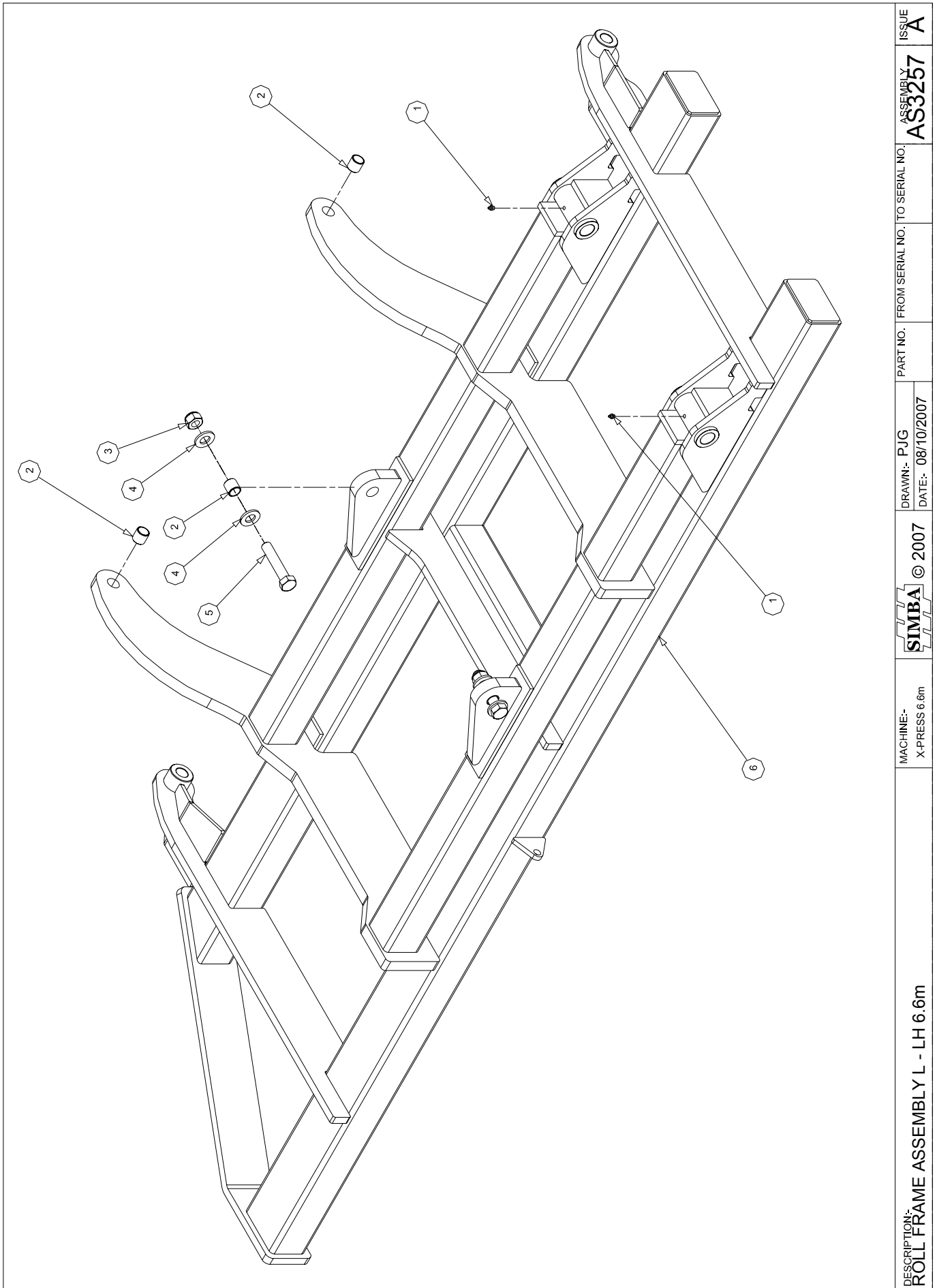
DRAWN:- PJG  
 DATE:- 06/10/2007

PART NO. FROM SERIAL NO. TO SERIAL NO.

ASSEMBLY  
**AS3254**


ISSUE  
**A**

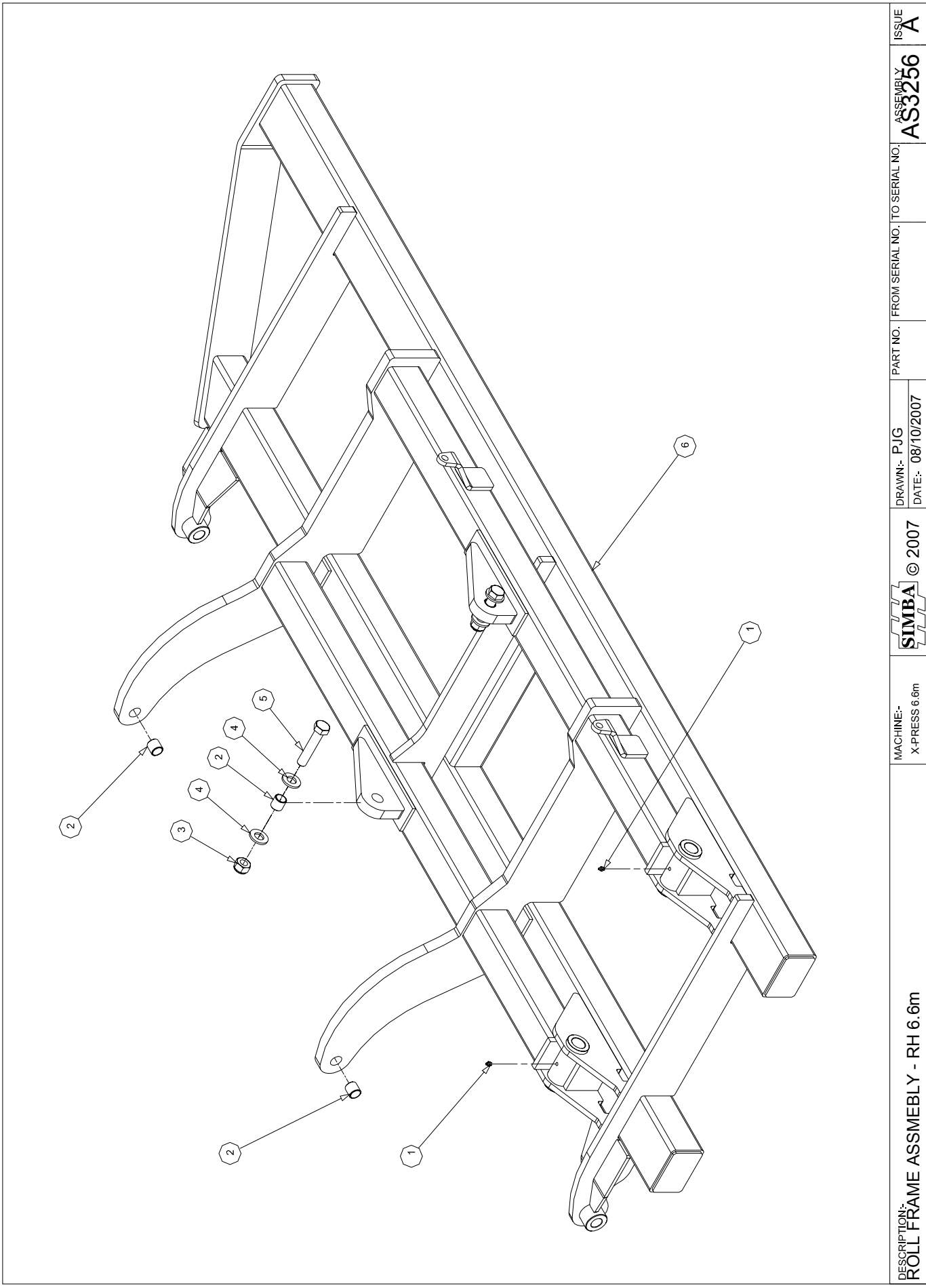
AS3254		ROLL FRAME ASSEMBLY - 5.5m RH		
ITEM	PART NO	DESCRIPTION	QTY	COMMENTS
1	P00071	NIPPLE - GREASE	2	
2	P01645	BUSH SPRUNG - Ø32xØ26x30	3	
3	P02010	NUT LOCK M24	2	
4	P02604	WASHER FLAT M24 Ø50	4	
5	P12610	BOLT M24x120 GR 10.9 STR	2	
6	P14864	ROLL FRAME 5.5m RH	1	
7				
8				
9				
10				
11				
12				
13				
14				
15				
16				
17				
18				
19				
20				
21				
22				
23				
24				
25				
26				
27				
28				
29				
30				
31				
32				
33				
34				
35				
36				
37				
38				
39				
40				
41				
42				
43				
44				
45				
46				
47				
48				
49				
50				



DESCRIPTION: <b>ROLL FRAME ASSEMBLY L - LH 6.6m</b>	MACHINE:- X-PRESS 6.6m	© 2007	DRAWN:- P.JG	PART NO.	FROM SERIAL NO.   TO SERIAL NO.	ASSEMBLY NO. <b>AS3257</b>	ISSUE <b>A</b>
			DATE:- 08/10/2007				



AS3257		ROLL FRAME ASSEMBLY - 6.6m LH		
ITEM	PART NO	DESCRIPTION	QTY	COMMENTS
1	P00071	NIPPLE - GREASE	2	
2	P01645	BUSH SPRUNG - Ø32xØ26x30	4	
3	P02010	NUT LOCK M24	2	
4	P02604	WASHER FLAT M24 Ø50	4	
5	P12610	BOLT M24x120 GR 10.9 STR	2	
6	P14865	ROLL FRAME 6.6m LH	1	
7				
8				
9				
10				
11				
12				
13				
14				
15				
16				
17				
18				
19				
20				
21				
22				
23				
24				
25				
26				
27				
28				
29				
30				
31				
32				
33				
34				
35				
36				
37				
38				
39				
40				
41				
42				
43				
44				
45				
46				
47				
48				
49				
50				



DESCRIPTION:  
ROLL FRAME ASSMEBLY - RH 6.6m

MACHINE:-  
X-PRESS 6.6m

**SIMBA** © 2007

DRAWN:- PJG  
DATE:- 08/10/2007


PART NO. FROM SERIAL NO. TO SERIAL NO.

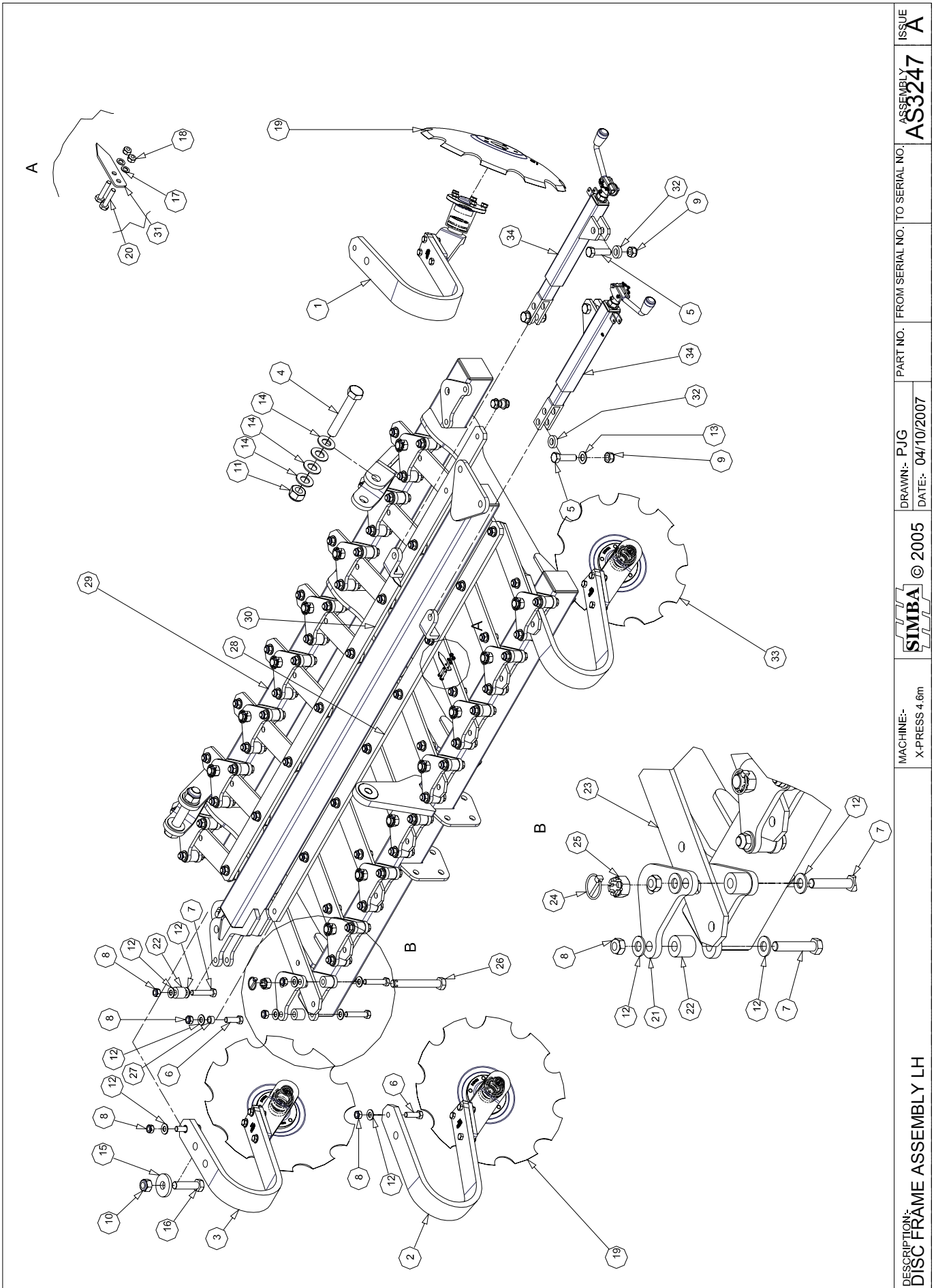
ASSEMBLY  
**AS3256**

ISSUE  
**A**




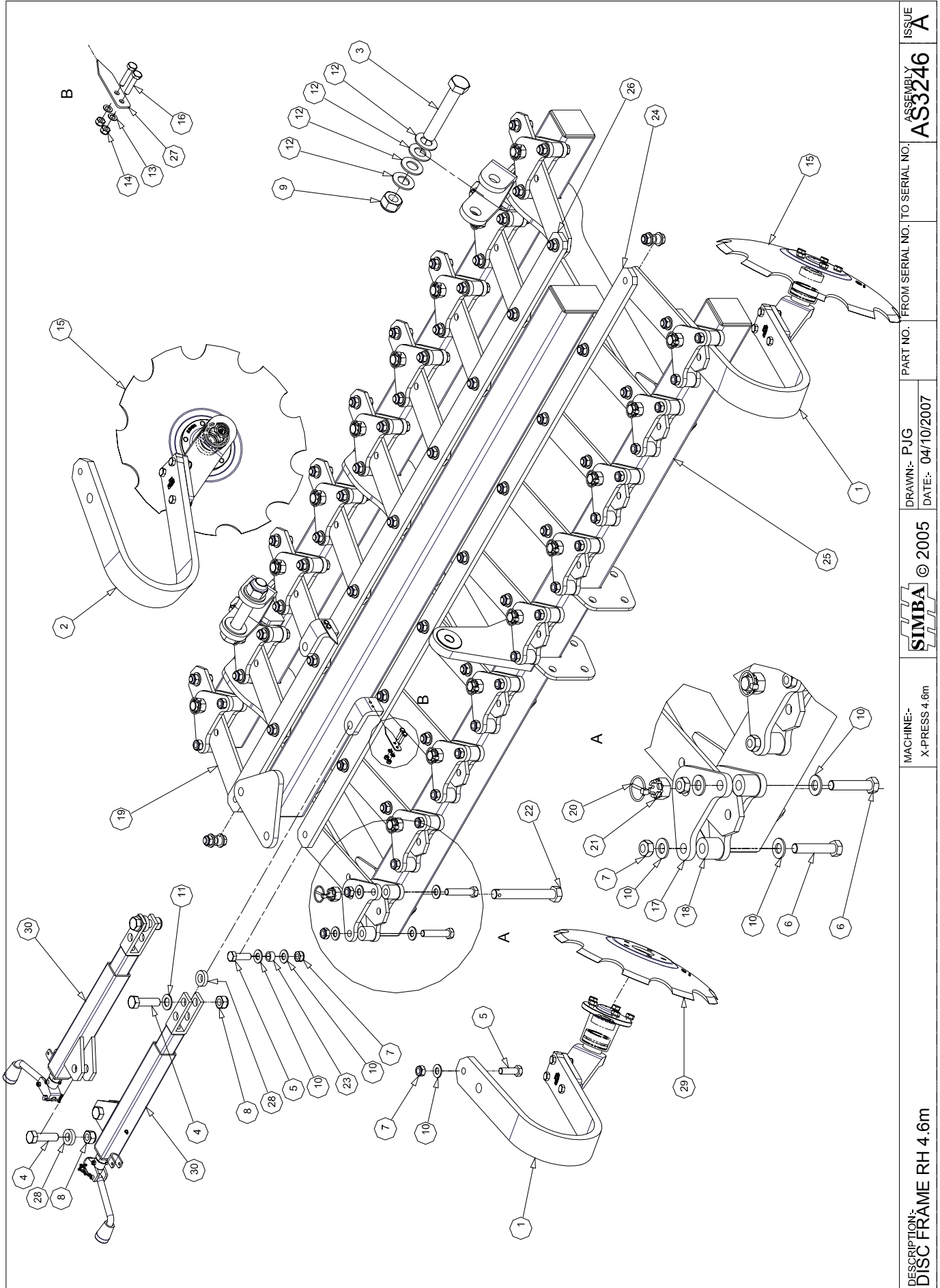


AS3256		ROLL FRAME ASSEMBLY - 6.6m RH		
ITEM	PART NO	DESCRIPTION	QTY	COMMENTS
1	P00071	NIPPLE - GREASE	2	
2	P01645	BUSH SPRUNG - Ø32xØ26x30	4	
3	P02010	NUT LOCK M24	2	
4	P02604	WASHER FLAT M24 Ø50	4	
5	P12610	BOLT M24x120 GR 10.9 STR	2	
6	P14866	ROLL FRAME 6.6m RH	1	
7				
8				
9				
10				
11				
12				
13				
14				
15				
16				
17				
18				
19				
20				
21				
22				
23				
24				
25				
26				
27				
28				
29				
30				
31				
32				
33				
34				
35				
36				
37				
38				
39				
40				
41				
42				
43				
44				
45				
46				
47				
48				
49				
50				




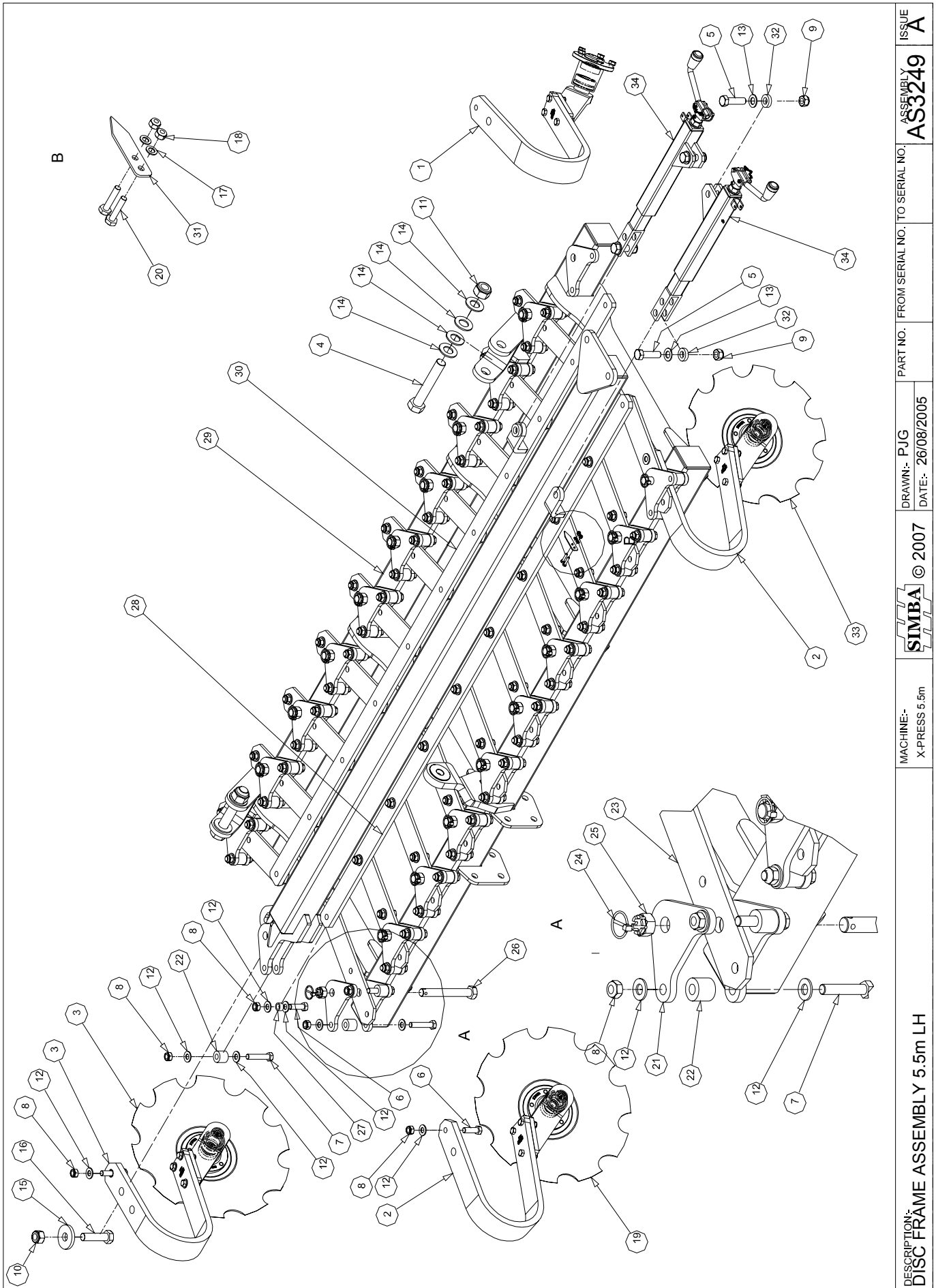
DESCRIPTION:- <b>DISC FRAME ASSEMBLY LH</b>	MACHINE:- X-PRESS 4.6m	© 2005	DRAWN:- PJG DATE:- 04/10/2007	PART NO. FROM SERIAL NO. TO SERIAL NO.	ASSEMBLY NO. <b>AS3247</b>	ISSUE <b>A</b>
--	---------------------------	--------	----------------------------------	--	-------------------------------	-------------------

AS3247		DISC FRAME ASSEMBLY - LH 4.6m		
ITEM	PART NO	DESCRIPTION	QTY	COMMENTS
1	AS3210	DISC UNIT ASSEMBLY RH	9	
2	AS3211	DISC UNIT ASSEMBLY LH	8	
3	AS3242	DISC UNIT - CENTRE	1	
4	P00036	BOLT M30x180 GR. 8.8	2	
5	P00874	BOLT M20x70 GR. 8.8	4	
6	P01704	BOLT M16x50 GR8.8	34	
7	P01901	BOLT M16x80 GR. 8.8	35	
8	P02008	NUT LOCK M16	70	
9	P02009	NUT LOCK M20	4	
10	P02010	NUT LOCK M24	1	
11	P02011	NUT LOCK M30	2	
12	P02602	WASHER FLAT M16	123	
13	P02603	WASHER FLAT M20	2	
14	P02608	WASHER FLAT M30	8	
15	P03677	WASHER FLAT M24	1	
16	P04025	BOLT M24x90 GR. 8.8	1	
17	P05401	WASHER SPRING M6	4	
18	P07981	NUT LOCK M6	4	
19	P11462	DISC BLADE Ø515x6	16	
20	P12349	BOLT M6x30	4	
21	P12620	TOP PLATE	17	
22	P12621	SPACER Ø36xØ16.5x31mm	35	
23	P12622	TRACK ARM	17	
24	P12783	LYNCH PIN CAT 0	17	
25	P12810	NUT CASTLE M24	17	
26	P12815	BOLT M24x185 STRUCTURAL GR 8.8	17	
27	P12886	Ø24xØ16x13mm SPACER BUSH	17	
28	P12928	TRACK ROD FRONT LH 4.6SL X-PRESS	1	
29	P14008	DISC FRAME 4.6m LH	1	
30	P14014	TRACK ROD REAR	1	
31	P14050	POINTER	2	
32	P14055	SPACER BUSH - 10mm	4	
33	P14216	DISC BLADE Ø457x6	1	
34	P14481	GANG ANGLING JACK	2	
35				
36				
37				
38				
39				
40				
41				
42				
43				
44				
45				
46				
47				
48				
49				
50				




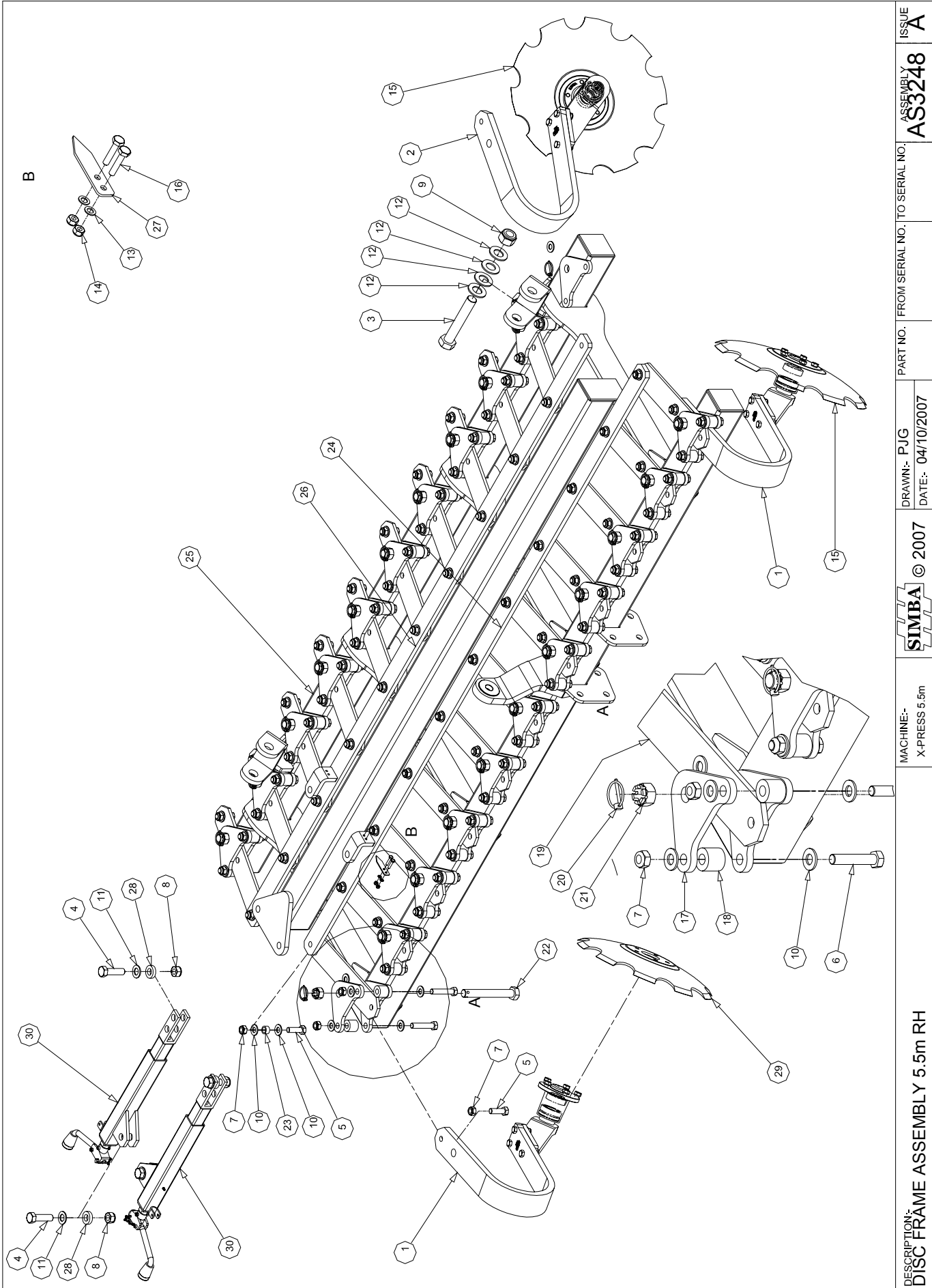
DESCRIPTION:- <b>DISC FRAME RH 4.6m</b>	MACHINE:- X-PRESS 4.6m	© 2005	DRAWN:- PJG DATE:- 04/10/2007	PART NO. FROM SERIAL NO. TO SERIAL NO.	ASSEMBLY <b>AS3246</b>	ISSUE <b>A</b>
--	---------------------------	--------	----------------------------------	--	---------------------------	-------------------

AS3246		DISC FRAME - RH 4.6m		
ITEM	PART NO	DESCRIPTION	QTY	COMMENTS
1	AS3210	DISC UNIT ASSEMBLY RH	9	
2	AS3211	DISC UNIT ASSEMBLY LH	9	
3	P00036	BOLT M30x180 GR. 8.8	2	
4	P00874	BOLT M20x70 GR. 8.8	4	
5	P01704	BOLT M16x50 GR8.8	36	
6	P01901	BOLT M16x80 GR. 8.8	36	
7	P02008	NUT LOCK M16	72	
8	P02009	NUT LOCK M20	4	
9	P02011	NUT LOCK M30	2	
10	P02602	WASHER FLAT M16	126	
11	P02603	WASHER FLAT M20	2	
12	P02608	WASHER FLAT M30	8	
13	P05401	WASHER SPRING M6	4	
14	P07981	NUT LOCK M6	4	
15	P11462	DISC BLADE Ø515x6	17	
16	P12349	BOLT M6x30	4	
17	P12620	TOP PLATE	18	
18	P12621	SPACER Ø36xØ16.5x31mm	36	
19	P12622	TRACK ARM	18	
20	P12783	LYNCH PIN CAT 0	18	
21	P12810	NUT CASTLE M24	18	
22	P12815	BOLT M24x185 STRUCTURAL GR 8.8	18	
23	P12886	Ø24xØ16x13mm SPACER BUSH	18	
24	P12930	TRACK ROD RH FRONT 4.6m X-PRESS S	1	
25	P14009	DISC FRAME 4.6m RH	1	
26	P14014	TRACK ROD REAR	1	
27	P14050	POINTER	2	
28	P14055	SPACER BUSH - 10mm	4	
29	P14216	DISC BLADE Ø457x6	1	
30	P14481	GANG ANGLING JACK	2	
31				
32				
33				
34				
35				
36				
37				
38				
39				
40				
41				
42				
43				
44				
45				
46				
47				
48				
49				
50				




DESCRIPTION:- DISC FRAME ASSEMBLY 5.5m LH	MACHINE:- X-PRESS 5.5m	© 2007	DRAWN:- P.J.G DATE:- 26/08/2005	PART NO. FROM SERIAL NO. TO SERIAL NO.	ASSEMBLY AS3249	ISSUE A
--	---------------------------	--------	------------------------------------	--	--------------------	------------

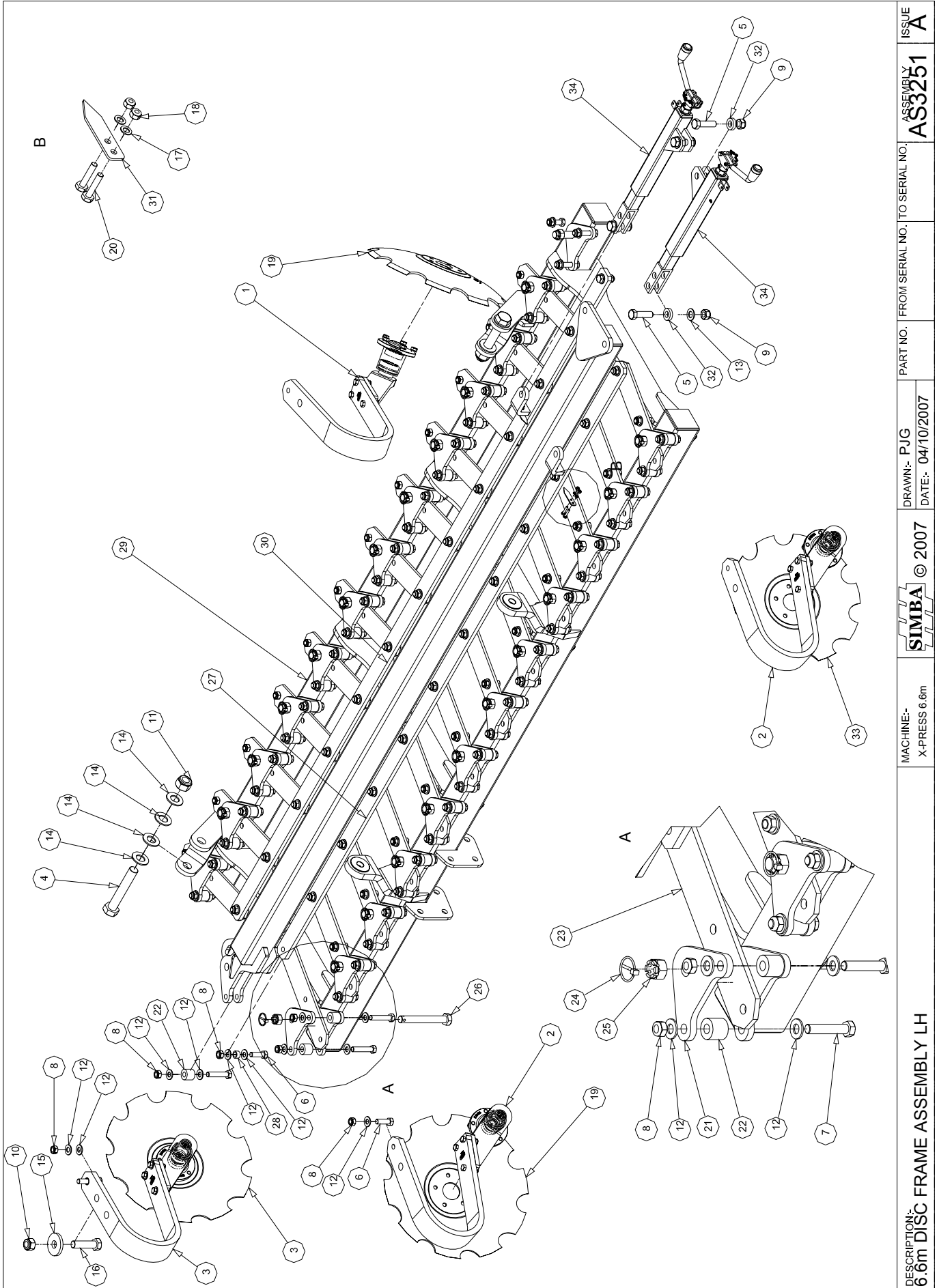
AS3249		DISC FRAME ASSEMBLY - 5.5m LH		
ITEM	PART NO	DESCRIPTION	QTY	COMMENTS
1	AS3210	DISC UNIT ASSEMBLY RH	11	
2	AS3211	DISC UNIT ASSEMBLY LH	10	
3	AS3242	DISC UNIT - CENTRE	1	
4	P00036	BOLT M30x180 GR. 8.8	2	
5	P00874	BOLT M20x70 GR. 8.8	4	
6	P01704	BOLT M16x50 GR8.8	42	
7	P01901	BOLT M16x80 GR. 8.8	43	
8	P02008	NUT LOCK M16	86	
9	P02009	NUT LOCK M20	4	
10	P02010	NUT LOCK M24	1	
11	P02011	NUT LOCK M30	2	
12	P02602	WASHER FLAT M16	151	
13	P02603	WASHER FLAT M20	4	
14	P02608	WASHER FLAT M30	8	
15	P03677	WASHER FLAT M24	1	
16	P04025	BOLT M24x90 GR. 8.8	1	
17	P05401	WASHER SPRING M6	4	
18	P07981	NUT LOCK M6	4	
19	P11462	DISC BLADE Ø515x6	20	
20	P12349	BOLT M6x30	4	
21	P12620	TOP PLATE	21	
22	P12621	SPACER Ø36xØ16.5x31mm	43	
23	P12622	TRACK ARM	21	
24	P12783	LYNCH PIN CAT 0	21	
25	P12810	NUT CASTLE M24	21	
26	P12815	BOLT M24x185 STRUCTURAL GR 8.8	21	
27	P12886	Ø24xØ16x13mm SPACER BUSH	21	
28	P12896	TRACK ROD FRONT LH 5.5SL X-PRESS	1	
29	P14010	DISC FRAME 5.5 LH	1	
30	P14015	TRACK ROD REAR	1	
31	P14050	POINTER	2	
32	P14055	SPACER BUSH - 10mm	4	
33	P14216	DISC BLADE Ø457x6	1	
34	P14481	GANG ANGLING JACK	2	
35				
36				
37				
38				
39				
40				
41				
42				
43				
44				
45				
46				
47				
48				
49				
50				




DESCRIPTION:- DISC FRAME ASSEMBLY 5.5m RH	MACHINE:- X-PRESS 5.5m	© 2007	DRAWN:- P.J.G DATE:- 04/10/2007	PART NO. FROM SERIAL NO. TO SERIAL NO.	ASSEMBLY NO. AS3248	ISSUE A
--	---------------------------	--------	------------------------------------	--	------------------------	------------

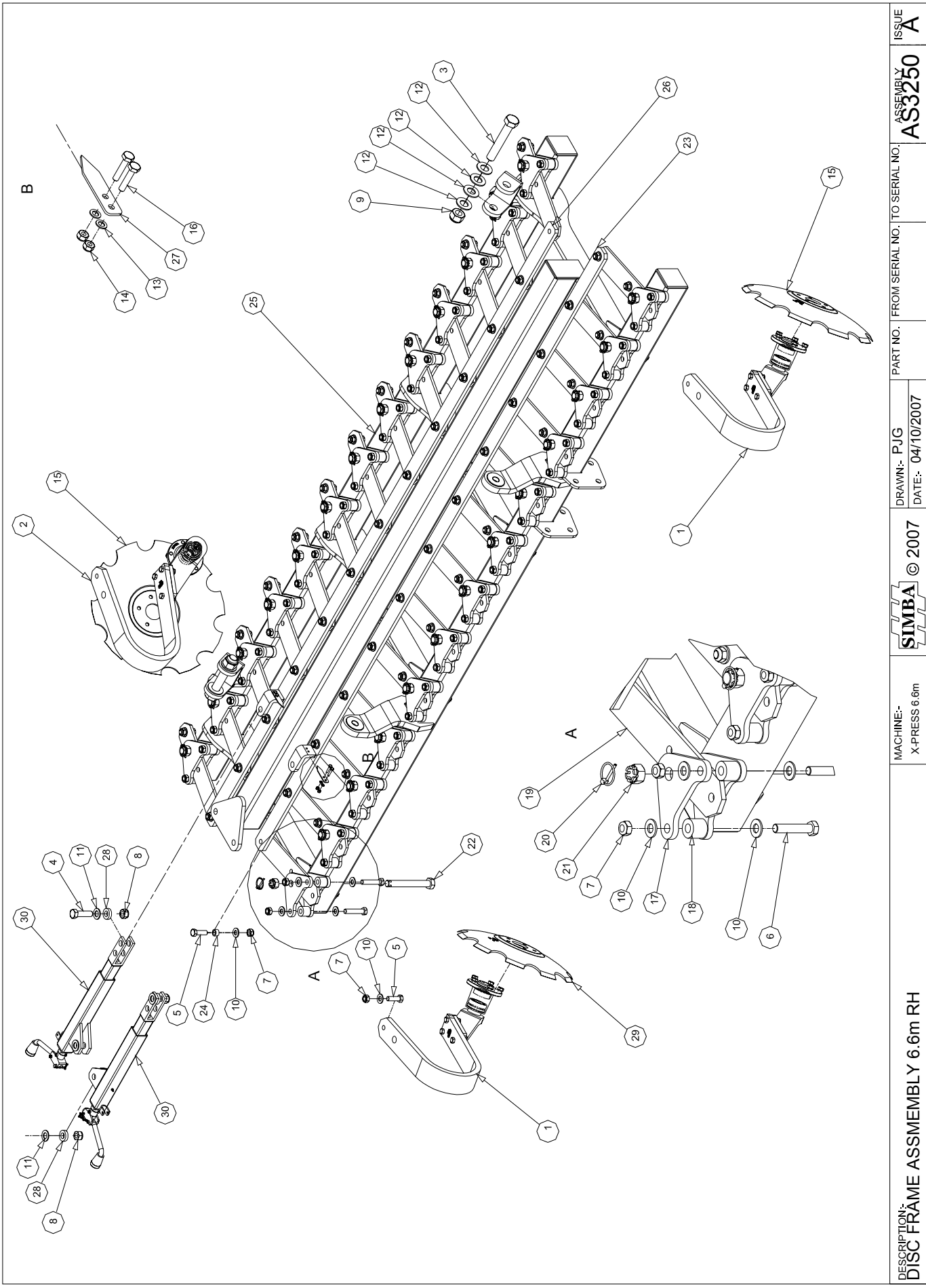


AS3248		DISC FRAME ASSEMBLY - 5.5m RH		
ITEM	PART NO	DESCRIPTION	QTY	COMMENTS
1	AS3210	DISC UNIT ASSEMBLY RH	11	
2	AS3211	DISC UNIT ASSEMBLY LH	11	
3	P00036	BOLT M30x180 GR. 8.8	2	
4	P00874	BOLT M20x70 GR. 8.8	4	
5	P01704	BOLT M16x50 GR8.8	44	
6	P01901	BOLT M16x80 GR. 8.8	44	
7	P02008	NUT LOCK M16	88	
8	P02009	NUT LOCK M20	4	
9	P02011	NUT LOCK M30	2	
10	P02602	WASHER FLAT M16	154	
11	P02603	WASHER FLAT M20	4	
12	P02608	WASHER FLAT M30	8	
13	P05401	WASHER SPRING M6	4	
14	P07981	NUT LOCK M6	4	
15	P11462	DISC BLADE Ø515x6	21	
16	P12349	BOLT M6x30	4	
17	P12620	TOP PLATE	22	
18	P12621	SPACER Ø36xØ16.5x31mm	44	
19	P12622	TRACK ARM	22	
20	P12783	LYNCH PIN CAT 0	22	
21	P12810	NUT CASTLE M24	22	
22	P12815	BOLT M24x185 STRUCTURAL GR 8.8	22	
23	P12886	Ø24xØ16x13mm SPACER BUSH	22	
24	P12897	TRACK ROD RH FRONT 5.5m X-PRESS S	1	
25	P14011	DISC FRAME 5.5m RH	1	
26	P14015	TRACK ROD REAR	1	
27	P14050	POINTER	2	
28	P14055	SPACER BUSH - 10mm	4	
29	P14216	DISC BLADE Ø457x6	1	
30	P14481	GANG ANGLING JACK	2	
31				
32				
33				
34				
35				
36				
37				
38				
39				
40				
41				
42				
43				
44				
45				
46				
47				
48				
49				
50				



DESCRIPTION: 6.6m DISC FRAME ASSEMBLY LH  
 MACHINE:- X-PRESS 6.6m  
 SIMBA © 2007  
 DRAWN:- PJG  
 DATE:- 04/10/2007  
 PART NO. FROM SERIAL NO. TO SERIAL NO.  
 AS3251  
 ISSUE A

AS3251		DISC FRAME ASSEMBLY - 6.6m LH		
ITEM	PART NO	DESCRIPTION	QTY	COMMENTS
1	AS3210	DISC UNIT ASSEMBLY RH	13	
2	AS3211	DISC UNIT ASSEMBLY LH	12	
3	AS3242	DISC UNIT - CENTRE	1	
4	P00036	BOLT M30x180 GR. 8.8	2	
5	P00874	BOLT M20x70 GR. 8.8	4	
6	P01704	BOLT M16x50 GR8.8	50	
7	P01901	BOLT M16x80 GR. 8.8	51	
8	P02008	NUT LOCK M16	102	
9	P02009	NUT LOCK M20	4	
10	P02010	NUT LOCK M24	1	
11	P02011	NUT LOCK M30	2	
12	P02602	WASHER FLAT M16	167	
13	P02603	WASHER FLAT M20	4	
14	P02608	WASHER FLAT M30	8	
15	P03677	WASHER FLAT M24	1	
16	P04025	BOLT M24x90 GR. 8.8	1	
17	P05401	WASHER SPRING M6	4	
18	P07981	NUT LOCK M6	4	
19	P11462	DISC BLADE Ø515x6	24	
20	P12349	BOLT M6x30	4	
21	P12620	TOP PLATE	25	
22	P12621	SPACER Ø36xØ16.5x31mm	51	
23	P12622	TRACK ARM	25	
24	P12783	LYNCH PIN CAT 0	25	
25	P12810	NUT CASTLE M24	25	
26	P12815	BOLT M24x185 STRUCTURAL GR 8.8	25	
27	P12822	TRACK ROD FRONT LH 6.6SL X-PRESS	1	
28	P12886	Ø24xØ16x13mm SPACER BUSH	25	
29	P14012	DISC FRAME 6.6m LH	1	
30	P14016	TRACKROD - REAR	1	
31	P14050	POINTER	2	
32	P14055	SPACER BUSH - 10mm	4	
33	P14216	DISC BLADE Ø457x6	1	
34	P14481	GANG ANGLING JACK	2	
35				
36				
37				
38				
39				
40				
41				
42				
43				
44				
45				
46				
47				
48				
49				
50				



DESCRIPTION:-  
DISC FRAME ASSEMBLY 6.6m RH

MACHINE:-  
X-PRESS 6.6m


**SIMBA** © 2007

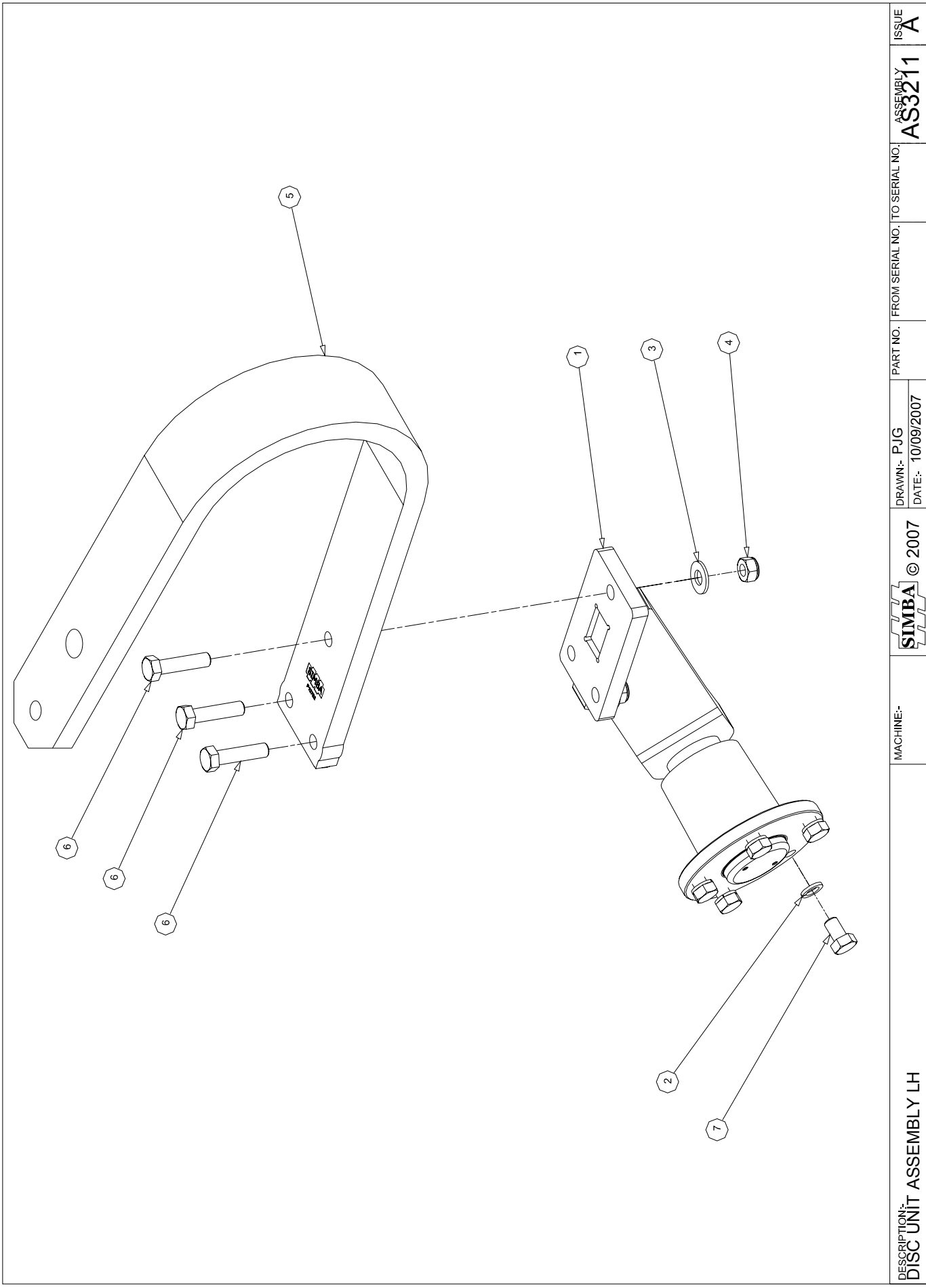
DRAWN:- PJG  
DATE:- 04/10/2007

PART NO. FROM SERIAL NO. TO SERIAL NO.

ASSEMBLY  
**AS3250**


ISSUE  
**A**

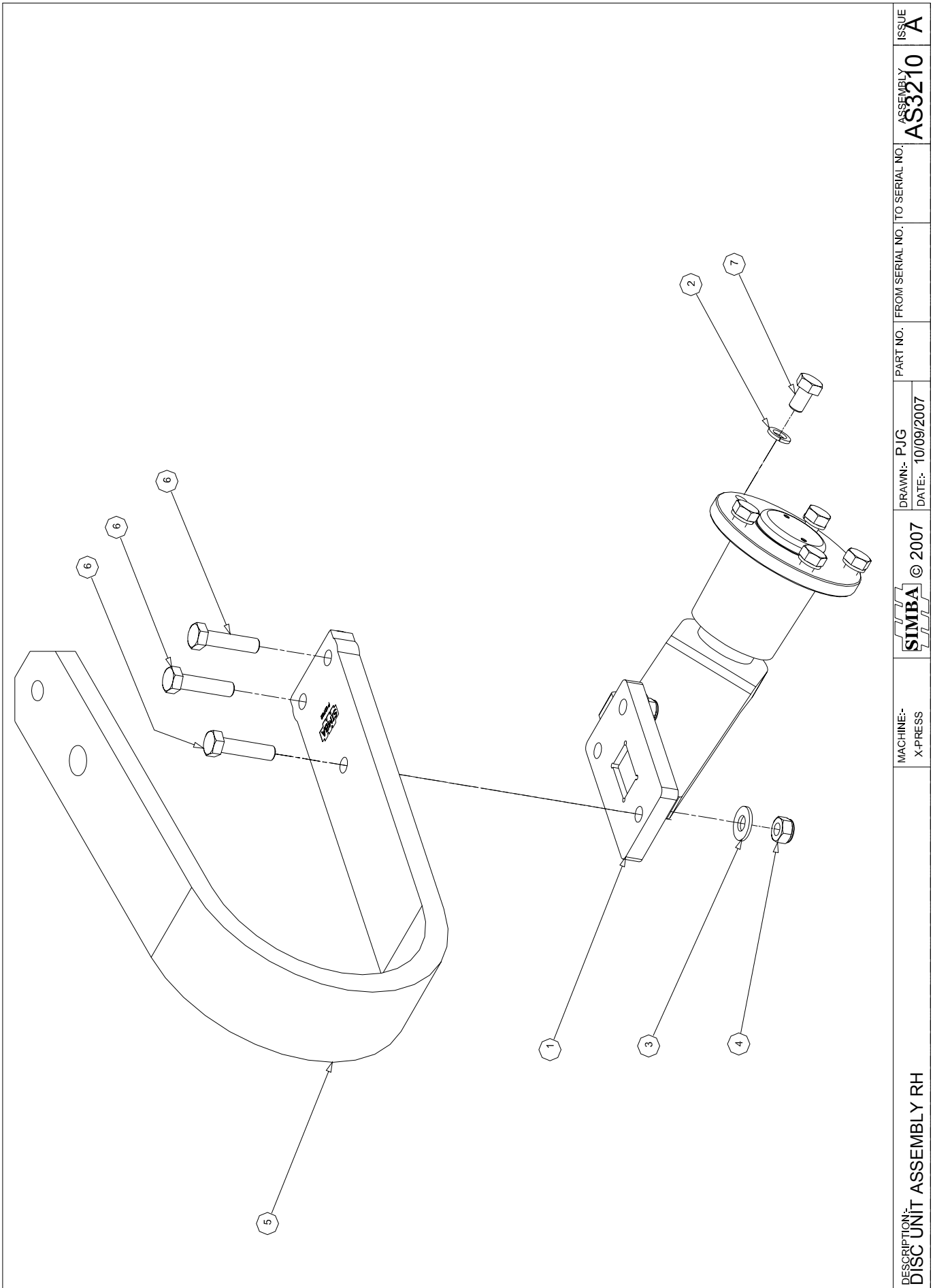
AS3250		DISC FRAME ASSEMBLY - 6.6m RH			
ITEM	PART NO	DESCRIPTION	QTY	COMMENTS	
1	AS3210	DISC UNIT ASSEMBLY RH	13		
2	AS3211	DISC UNIT ASSEMBLY LH	13		
3	P00036	BOLT M30x180 GR. 8.8	2		
4	P00874	BOLT M20x70 GR. 8.8	4		
5	P01704	BOLT M16x50 GR8.8	52		
6	P01901	BOLT M16x80 GR. 8.8	52		
7	P02008	NUT LOCK M16	104		
8	P02009	NUT LOCK M20	4		
9	P02011	NUT LOCK M30	2		
10	P02602	WASHER FLAT M16	182		
11	P02603	WASHER FLAT M20	4		
12	P02608	WASHER FLAT M30	8		
13	P05401	WASHER SPRING M6	4		
14	P07981	NUT LOCK M6	4		
15	P11462	DISC BLADE Ø515x6	25		
16	P12349	BOLT M6x30	4		
17	P12620	TOP PLATE	26		
18	P12621	SPACER Ø36xØ16.5x31mm	52		
19	P12622	TRACK ARM	26		
20	P12783	LYNCH PIN CAT 0	26		
21	P12810	NUT CASTLE M24	26		
22	P12815	BOLT M24x185 STRUCTURAL GR 8.8	26		
23	P12821	TRACK ROD RH FRONT 6.6m X-PRESS S	1		
24	P12886	Ø24xØ16x13mm SPACER BUSH	26		
25	P14013	DISC FRAME 6.6 RH	1		
26	P14016	TRACK ROD - REAR	1		
27	P14050	POINTER	2		
28	P14055	SPACER BUSH - 10mm	4		
29	P14216	DISC BLADE Ø457x6	1		
30	P14481	GANG ANGLING JACK	2		
31					
32					
33					
34					
35					
36					
37					
38					
39					
40					
41					
42					
43					
44					
45					
46					
47					
48					
49					
50					



DESCRIPTION: DISC UNIT ASSEMBLY LH	MACHINE:-	SIMBA © 2007	DRAWN:- PJG DATE:- 10/09/2007	PART NO. FROM SERIAL NO. TO SERIAL NO.	ASSEMBLY AS3211	ISSUE A
---------------------------------------	-----------	--------------	----------------------------------	--	--------------------	------------



AS3211		DISC UNIT ASSEMBLY LH		
ITEM	PART NO	DESCRIPTION	QTY	COMMENTS
1	AS3130	DISC ARM ASSEMBLY LH	1	P14601
2	P02037	WASHER SPRING M12	5	
3	P02601	WASHER FLAT M12	3	
4	P07229	NUT LOCK M12 FINE 1.5	3	
5	P12782	SPRUNG LEAF 20mm	1	
6	P13174	BOLT M12x50 GR10.9 1.5P	3	
7	P15926	BOLT M12x20 GR8.8x1.25	5	
8				
9				
10				
11				
12				
13				
14				
15				
16				
17				
18				
19				
20				
21				
22				
23				
24				
25				
26				
27				
28				
29				
30				
31				
32				
33				
34				
35				
36				
37				
38				
39				
40				
41				
42				
43				
44				
45				
46				
47				
48				
49				
50				



DESCRIPTION:  
DISC UNIT ASSEMBLY RH

MACHINE:-  
X-PRESS



© 2007

DRAWN:- PJG  
DATE:- 10/09/2007


PART NO. FROM SERIAL NO. TO SERIAL NO.

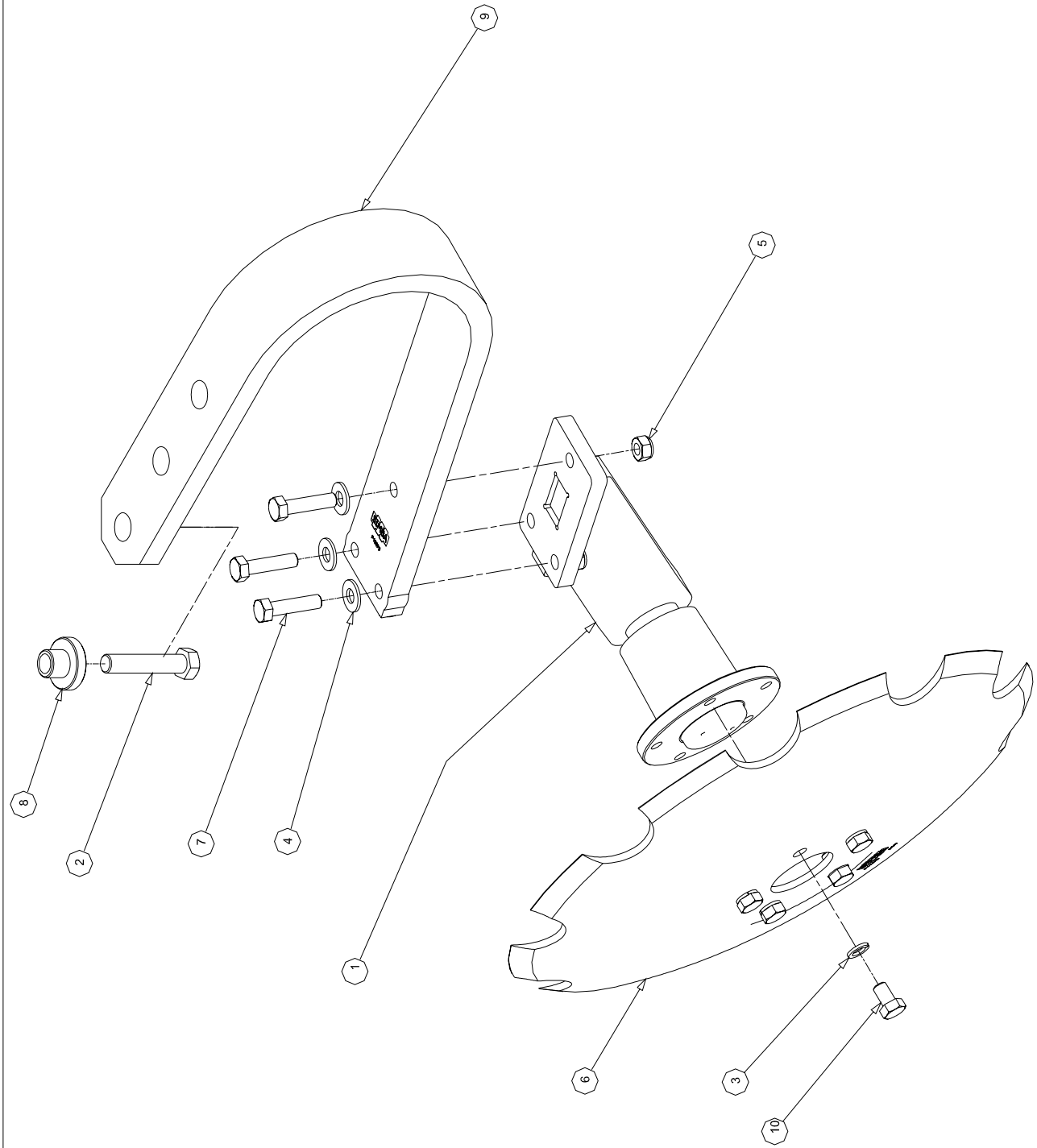
ASSEMBLY  
AS3210

ISSUE  
A





AS3210		DISC UNIT ASSEMBLY RH		
ITEM	PART NO	DESCRIPTION	QTY	COMMENTS
1	AS3129	DISC ARM ASSEMBLY RH	1	P14600
2	P02037	WASHER SPRING M12	5	
3	P02601	WASHER FLAT M12	3	
4	P07229	NUT LOCK M12 FINE 1.5	3	
5	P12782	SPRUNG LEAF 20mm	1	
6	P13174	BOLT M12x50 GR10.9 1.5P	3	
7	P15926	BOLT M12x20 GR8.8x1.25	5	
8				
9				
10				
11				
12				
13				
14				
15				
16				
17				
18				
19				
20				
21				
22				
23				
24				
25				
26				
27				
28				
29				
30				
31				
32				
33				
34				
35				
36				
37				
38				
39				
40				
41				
42				
43				
44				
45				
46				
47				
48				
49				
50				



DESCRIPTION:  
DISC UNIT - CENTRE

MACHINE:-  
X-PRESS


**SIMBA** © 2006

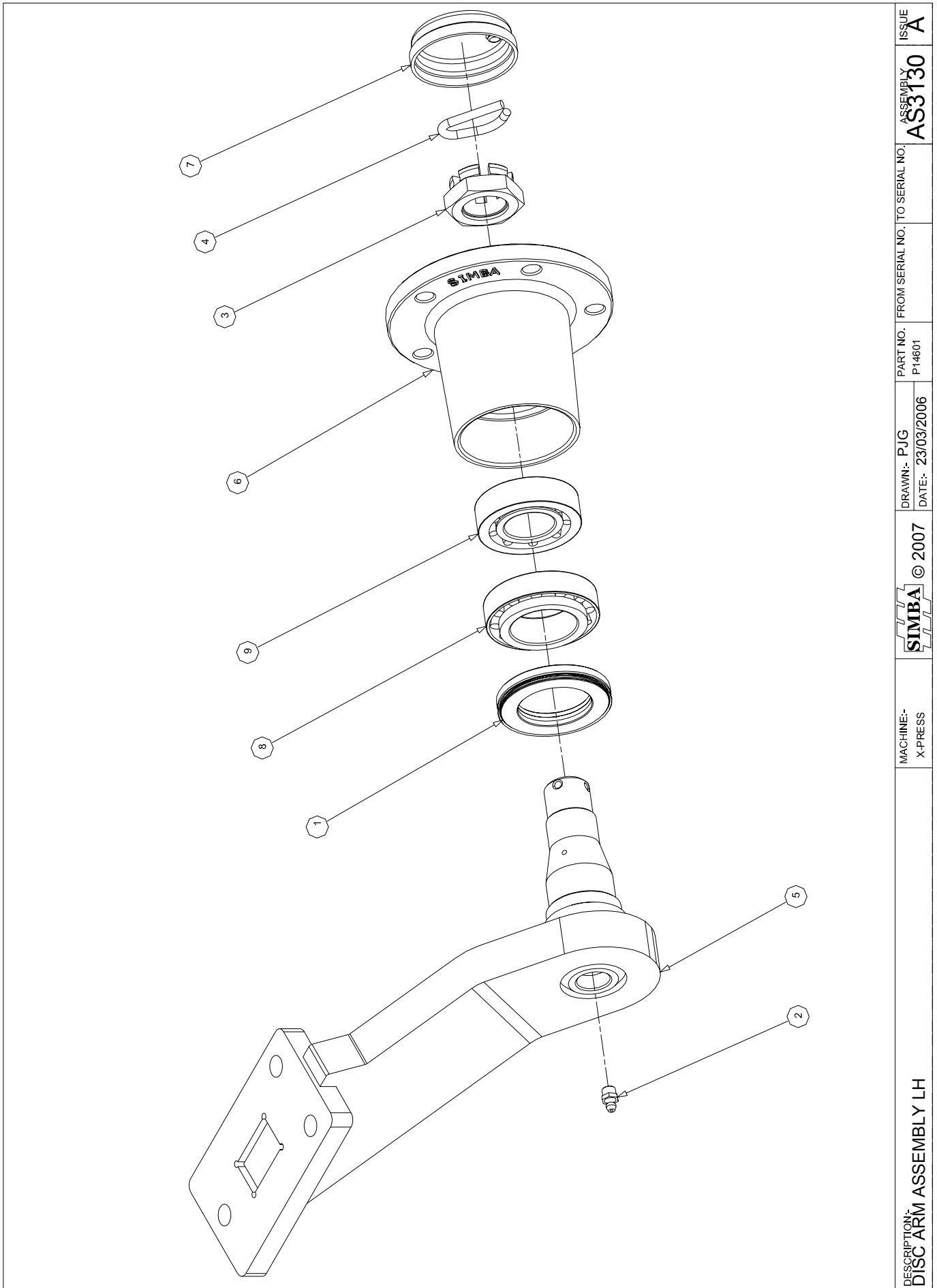
DRAWN:- PJG  
DATE:- 28/09/2007

PART NO. FROM SERIAL NO. TO SERIAL NO.

ASSEMBLY  
**AS3242**

ISSUE  
**A**

AS3242		DISC UNIT ASSEMBLY - CENTRE		
ITEM	PART NO	DESCRIPTION	QTY	COMMENTS
1	AS3130	DISC ARM ASSEMBLY LH	1	P14601
2	P01901	BOLT M16x80 GR. 8.8	1	
3	P02037	WASHER SPRING M12	5	
4	P02601	WASHER FLAT M12	3	
5	P07229	NUT LOCK M12 FINE 1.5	3	
6	P11462	DISC BLADE Ø515x6	1	
7	P13174	BOLT M12x50 GR10.9 1.5P	3	
8	P13561	BUSH - CTR LEAF	1	
9	P13673	SPRUNG LEAF CTR 80x20	1	
10	P15926	BOLT M12x20 GR8.8x1.25	5	
11				
12				
13				
14				
15				
16				
17				
18				
19				
20				
21				
22				
23				
24				
25				
26				
27				
28				
29				
30				
31				
32				
33				
34				
35				
36				
37				
38				
39				
40				
41				
42				
43				
44				
45				
46				
47				
48				
49				
50				



DESCRIPTION:-  
DISC ARM ASSEMBLY LH

MACHINE:-  
X-PRESS



© 2007

DRAWN:- PJG  
DATE:- 23/03/2006


PART NO. P14601

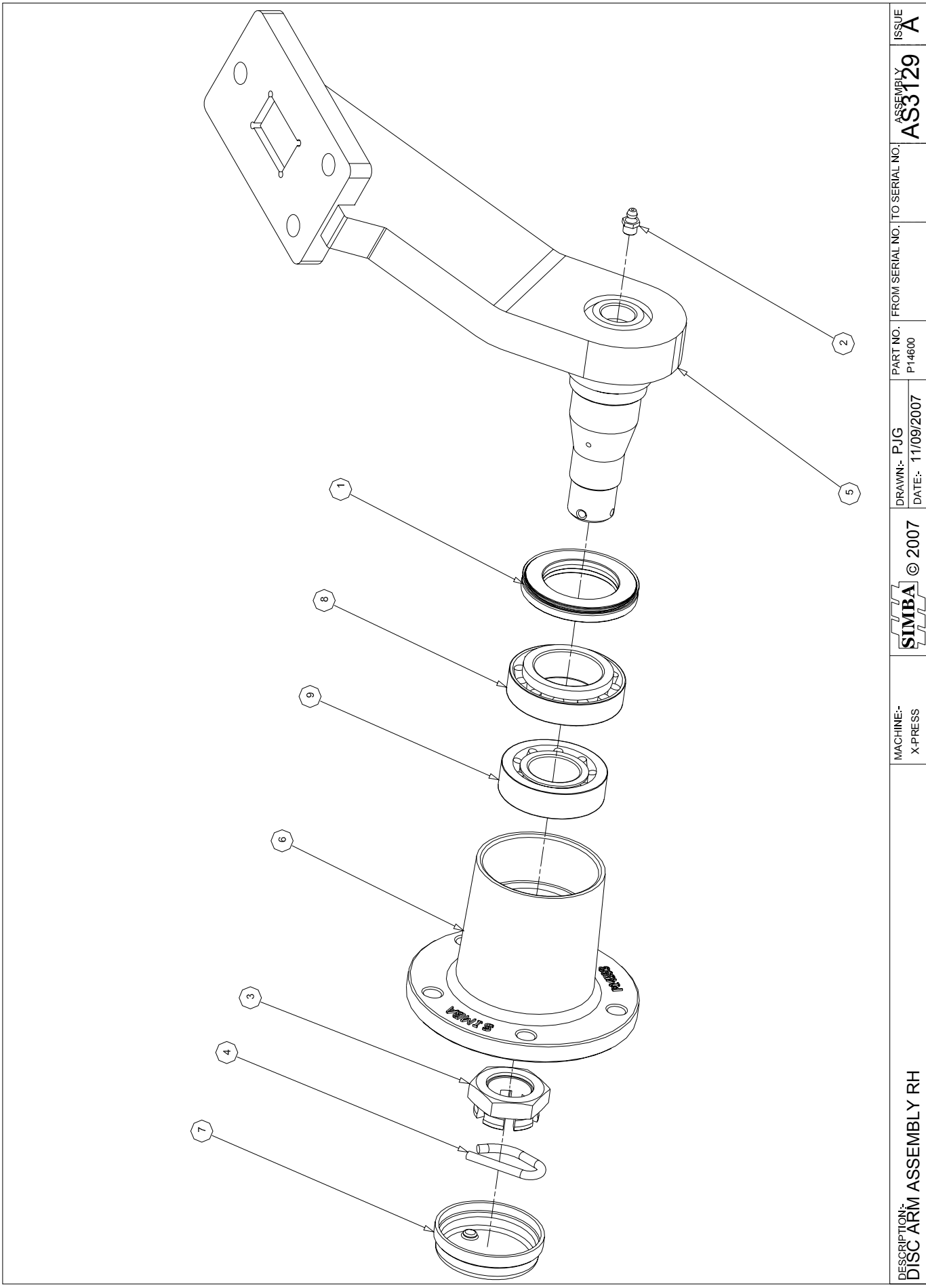
FROM SERIAL NO. TO SERIAL NO.

ASSEMBLY  
AS3130

ISSUE  
A




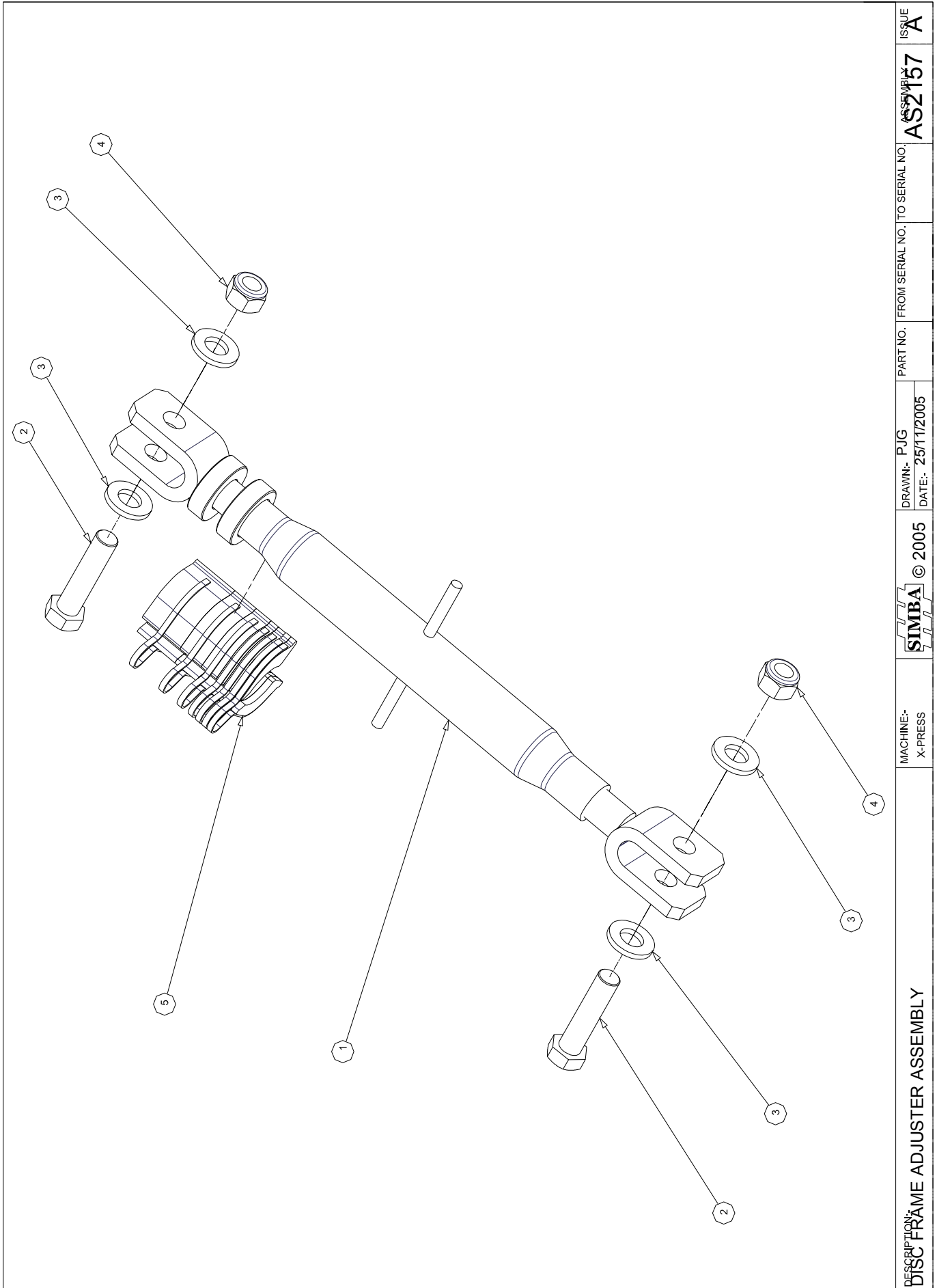
AS3130		DISC ARM ASSEMBLY LH		
ITEM	PART NO	DESCRIPTION	QTY	COMMENTS
1	P12414	SEAL 64x45x9.5	1	NOT AVAILABLE INDIVIDUALLY
2	P12900	NIPPLE - GREASE M8	1	
3	P12907	NUT CASTLE M27x1.5	1	
4	P12908	SPRING PIN	1	
5	P14592	DISC ARM LH	1	
6	P14593	HUB CASTING	1	
7	P14594	HUB CAP	1	
8	P14595	BEARING 32008 40x68x19	1	NOT AVAILABLE INDIVIDUALLY
9	P14596	BEARING 32206 30x62x21	1	NOT AVAILABLE INDIVIDUALLY
10				
11	P12415	BEARING AND SEAL KIT COMPLETE		INCLUDES ITEMS 1,8,9
12				
13				
14				
15				
16				
17				
18				
19				
20				
21				
22				
23				
24				
25				
26				
27				
28				
29				
30				
31				
32				
33				
34				
35				
36				
37				
38				
39				
40				
41				
42				
43				
44				
45				
46				
47				
48				
49				
50				



DESCRIPTION:- <b>DISC ARM ASSEMBLY RH</b>	MACHINE:- X-PRESS	© 2007	DRAWN:- PJG DATE:- 11/09/2007	PART NO. P14600 FROM SERIAL NO. TO SERIAL NO.	ASSEMBLY <b>AS3129</b>	ISSUE <b>A</b>
--	----------------------	--------	----------------------------------	--	---------------------------	-------------------



AS3129		DISC ARM ASSEMBLY RH		
ITEM	PART NO	DESCRIPTION	QTY	COMMENTS
1	P12414	SEAL 64x45x9.5	1	NOT AVAILABLE INDIVIDUALLY
2	P12900	NIPPLE - GREASE M8	1	
3	P12907	NUT CASTLE M27x1.5	1	
4	P12908	SPRING PIN	1	
5	P14591	DISC ARM RH	1	
6	P14593	HUB CASTING	1	
7	P14594	HUB CAP	1	
8	P14595	BEARING 32008 40x68x19	1	NOT AVAILABLE INDIVIDUALLY
9	P14596	BEARING 32206 30x62x21	1	NOT AVAILABLE INDIVIDUALLY
10				
11	P12415	BEARING AND SEAL KIT COMPLETE		INCLUDES ITEMS 1,8,9
12				
13				
14				
15				
16				
17				
18				
19				
20				
21				
22				
23				
24				
25				
26				
27				
28				
29				
30				
31				
32				
33				
34				
35				
36				
37				
38				
39				
40				
41				
42				
43				
44				
45				
46				
47				
48				
49				
50				



DESCRIPTION: DISC FRAME ADJUSTER ASSEMBLY

MACHINE:- X-PRESS

© 2005

DRAWN:- PJG  
DATE:- 25/11/2005


PART NO. FROM SERIAL NO. TO SERIAL NO.

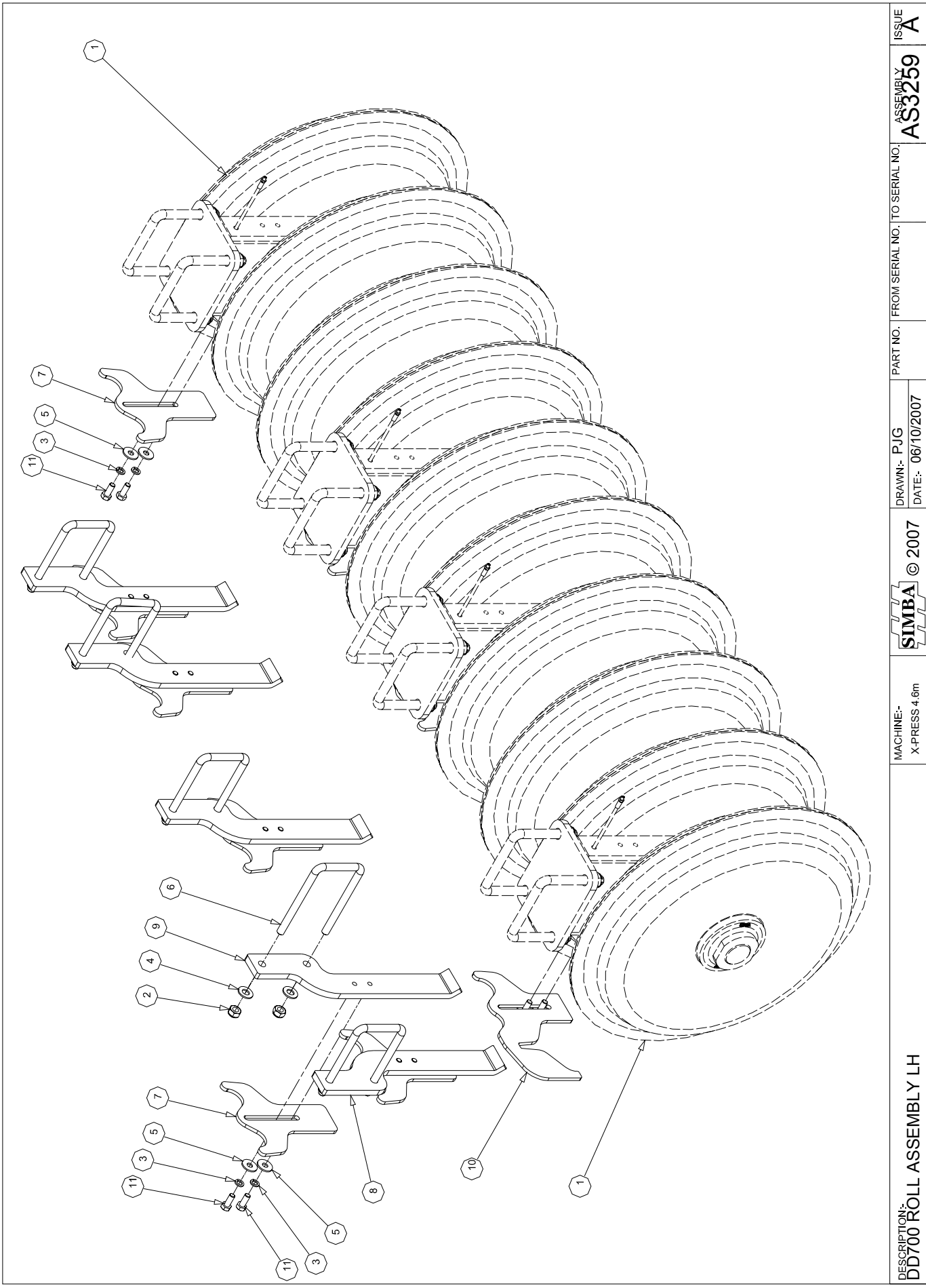
ASSEMBLY ASZ157

ISSUE A




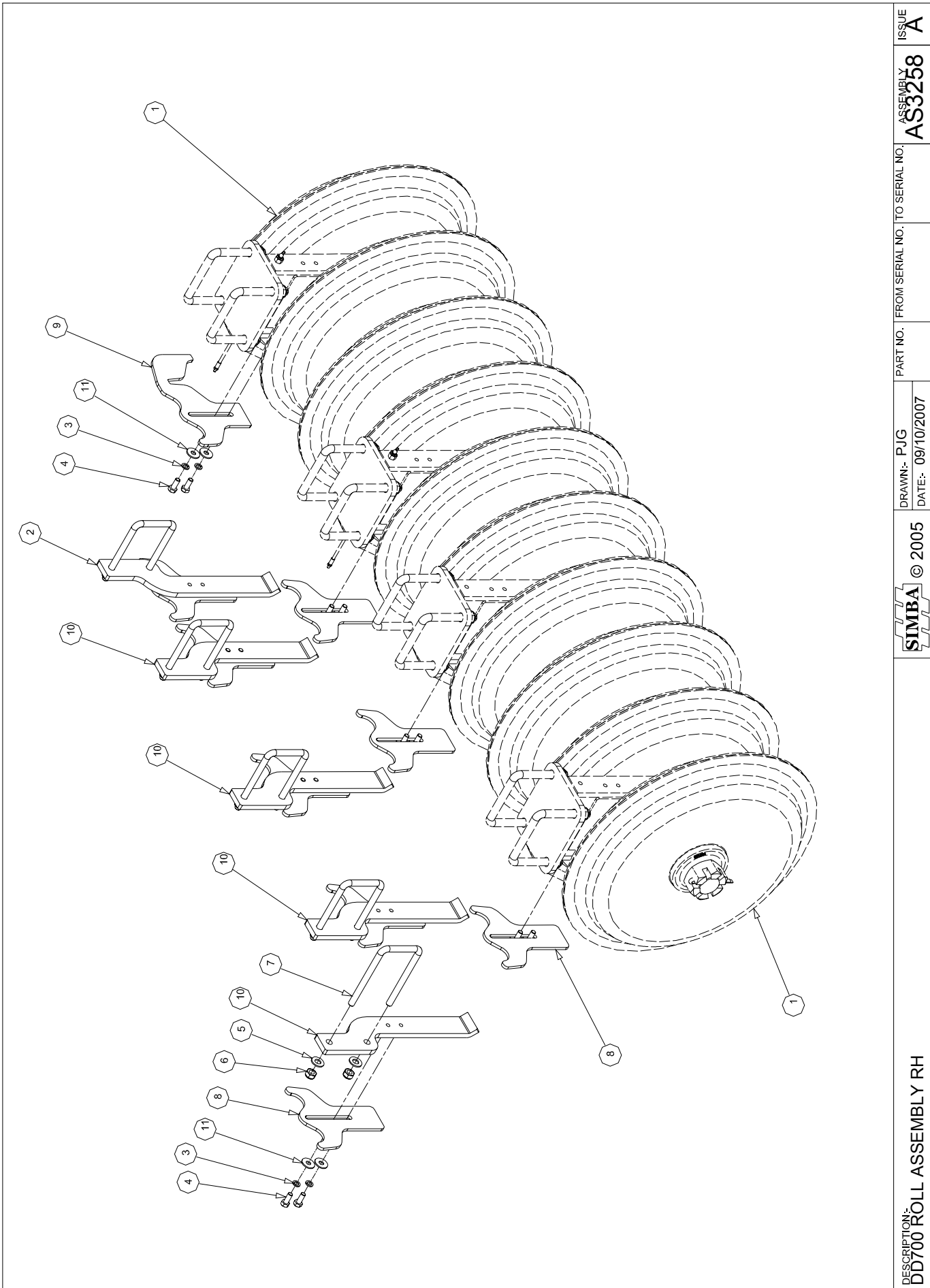


AS2157		DISC FRAME ADJUSTER ASSEMBLY		
ITEM	PART NO	DESCRIPTION	QTY	COMMENTS
1	P14097	CAT 3 TOPLINK C/W CLEVIS ENDS	1	
2	P00017	BOLT M24x100 GR. 8.8	2	
3	P02604	WASHER FLAT M24 Ø50	4	
4	P02010	NUT LOCK M24	2	
5	P08802	SHIM KIT 7 PIECE	1	
6				
7				
8				
9				
10				
11				
12				
13				
14				
15				
16				
17				
18				
19				
20				
21				
22				
23				
24				
25				
26				
27				
28				
29				
30				
31				
32				
33				
34				
35				
36				
37				
38				
39				
40				
41				
42				
43				
44				
45				
46				
47				
48				
49				
50				




DESCRIPTION: DD700 ROLL ASSEMBLY LH	MACHINE:- X-PRESS 4.6m	© 2007	DRAWN:- PJG DATE:- 06/10/2007	PART NO. FROM SERIAL NO. TO SERIAL NO.	ASSEMBLY AS3259	ISSUE A
--	---------------------------	--------	----------------------------------	--	--------------------	------------

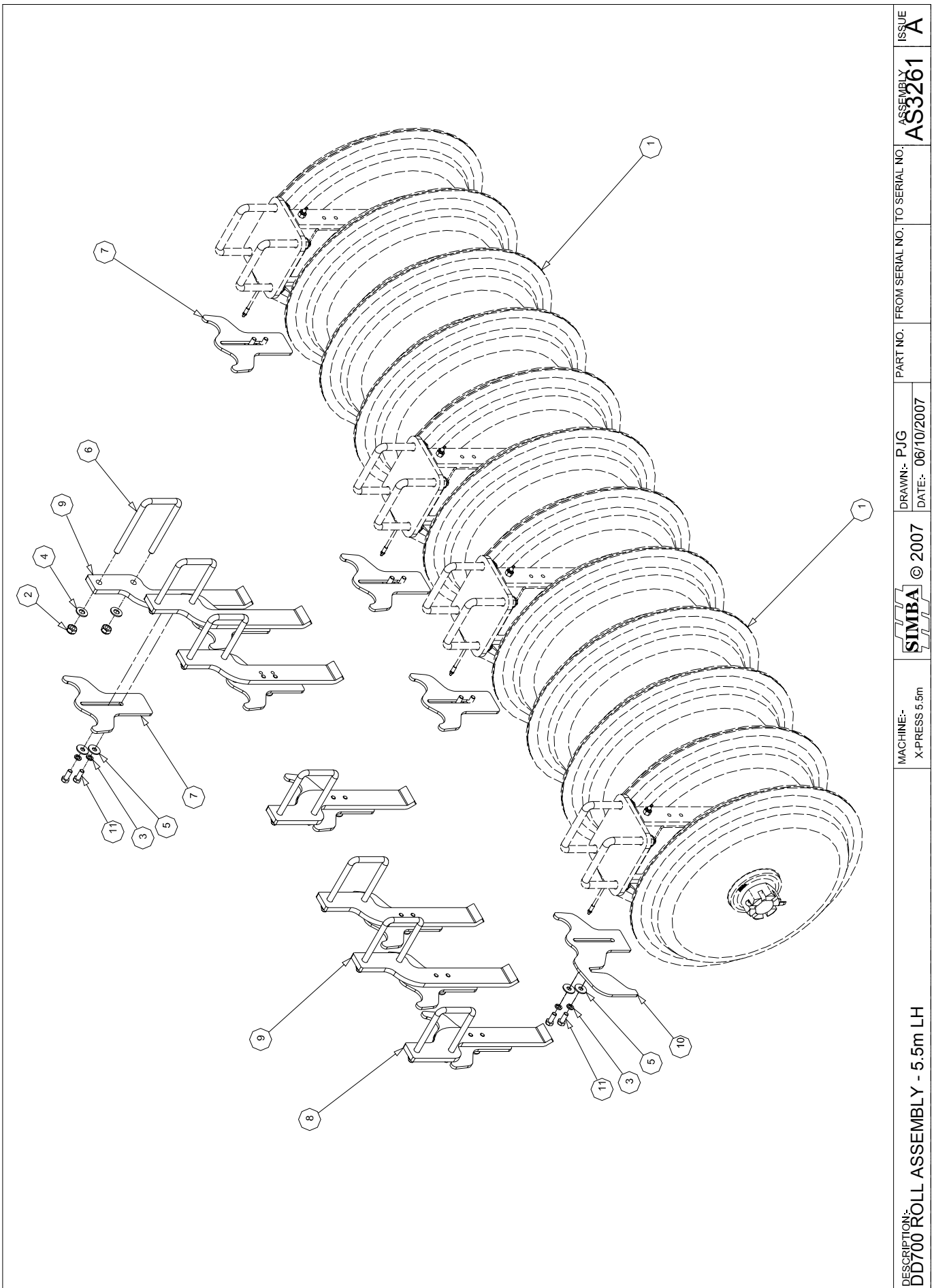
AS3259		DD700 ROLL ASSEMBLY - LH 4.6m		
ITEM	PART NO	DESCRIPTION	QTY	COMMENTS
1	AS0775	AXLE ASSEMBLY - DD700 5 RINGS	2	
2	P02008	NUT LOCK M16	10	
3	P02037	WASHER SPRING M12	16	
4	P02602	WASHER FLAT M16	10	
5	P04179	WASHER FLAT M12 Ø38	18	
6	P06802	BOLT U M16 GR8.8 190x117	5	
7	P09558	SCRAPER PLATE	8	
8	P09559	SCRAPER STEM RH	1	
9	P09560	SCRAPER STEM LH	4	
10	P10029	SCRAPER 1 1/2	1	
11	P10870	BOLT M12x30 GR. 8.8	18	
12				
13				
14				
15				
16				
17				
18				
19				
20				
21				
22				
23				
24				
25				
26				
27				
28				
29				
30				
31				
32				
33				
34				
35				
36				
37				
38				
39				
40				
41				
42				
43				
44				
45				
46				
47				
48				
49				
50				



DESCRIPTION: DD700 ROLL ASSEMBLY RH	SIMBA © 2005	DRAWN:- PJG DATE:- 09/10/2007	PART NO. FROM SERIAL NO. TO SERIAL NO.	ASSEMBLY AS3258	ISSUE A
--	--------------	----------------------------------	--	--------------------	------------




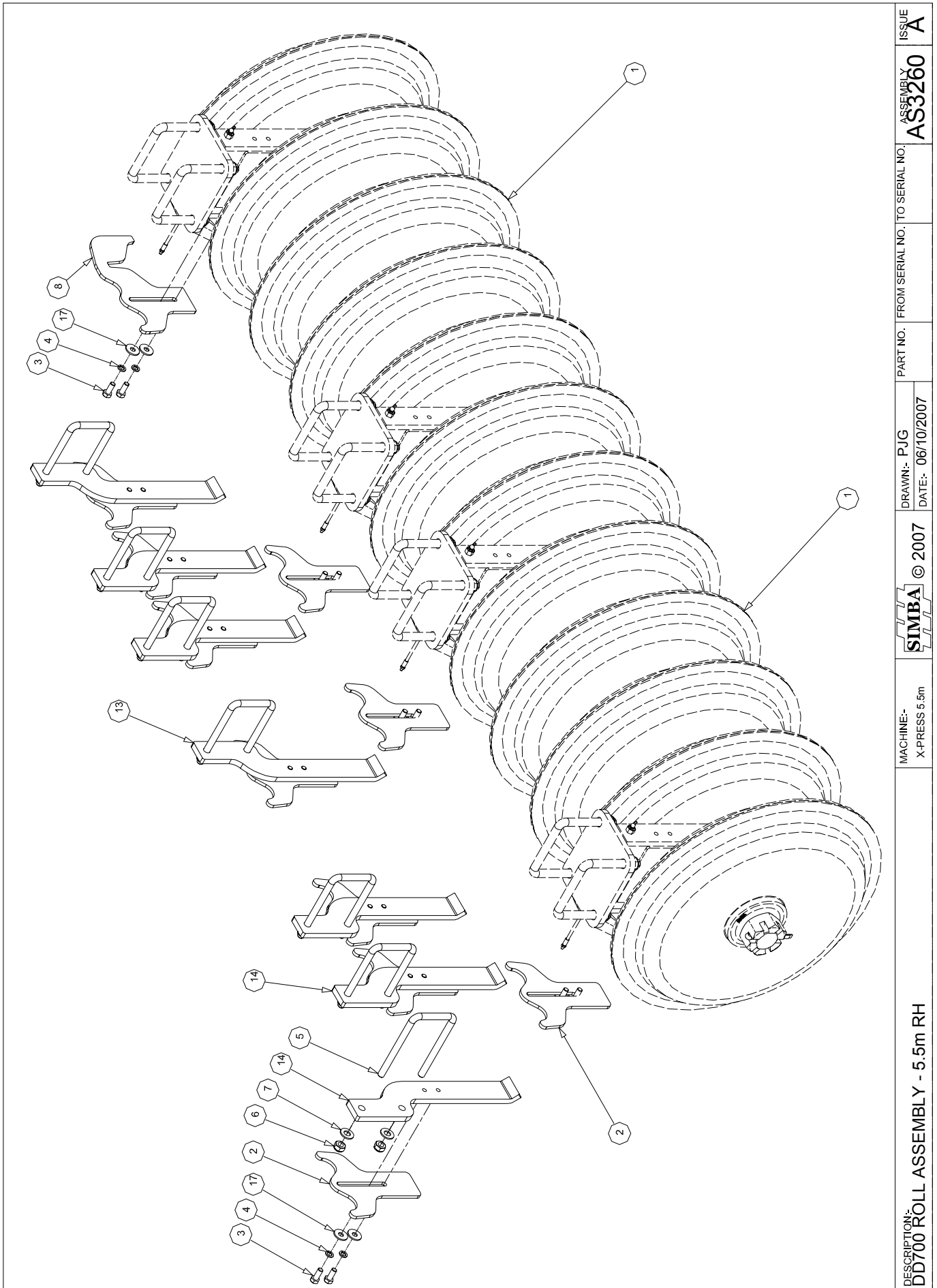
AS3258		DD700 ASSEMBLY - RH 4.6m		
ITEM	PART NO	DESCRIPTION	QTY	COMMENTS
1	AS0775	AXLE ASSEMBLY - DD700 5 RINGS	2	
2	P09560	SCRAPER STEM LH	1	
3	P02037	WASHER SPRING M12	18	
4	P10870	BOLT M12x30 GR. 8.8	18	
5	P02602	WASHER FLAT M16	10	
6	P02008	NUT LOCK M16	10	
7	P06802	BOLT U M16 GR8.8 190x117	5	
8	P09558	SCRAPER PLATE	8	
9	P10029	SCRAPER 1 1/2	1	
10	P09559	SCRAPER STEM RH	4	
11	P04179	WASHER FLAT M12 Ø38	18	
12				
13				
14				
15				
16				
17				
18				
19				
20				
21				
22				
23				
24				
25				
26				
27				
28				
29				
30				
31				
32				
33				
34				
35				
36				
37				
38				
39				
40				
41				
42				
43				
44				
45				
46				
47				
48				
49				
50				



DESCRIPTION: DD700 ROLL ASSEMBLY - 5.5m LH	MACHINE:- X-PRESS 5.5m	© 2007	DRAWN:- P J G DATE:- 06/10/2007	PART NO. FROM SERIAL NO. TO SERIAL NO.	ASSEMBLY AS3261	ISSUE A
---	---------------------------	--------	------------------------------------	--	--------------------	------------



AS3261		DD700 ROLL ASSEMBLY - 5.5m LH		
ITEM	PART NO	DESCRIPTION	QTY	COMMENTS
1	AS0776	AXLE ASSEMBLY - DD700 6 RINGS	2	
2	P02008	NUT LOCK M16	14	
3	P02037	WASHER SPRING M12	22	
4	P02602	WASHER FLAT M16	14	
5	P04179	WASHER FLAT M12 Ø38	22	
6	P06802	BOLT U M16 GR8.8 190x117	7	
7	P09558	SCRAPER PLATE	10	
8	P09559	SCRAPER STEM RH	2	
9	P09560	SCRAPER STEM LH	5	
10	P10029	SCRAPER 1 1/2	1	
11	P10870	BOLT M12x30 GR. 8.8	22	
12				
13				
14				
15				
16				
17				
18				
19				
20				
21				
22				
23				
24				
25				
26				
27				
28				
29				
30				
31				
32				
33				
34				
35				
36				
37				
38				
39				
40				
41				
42				
43				
44				
45				
46				
47				
48				
49				
50				



DESCRIPTION:  
DD700 ROLL ASSEMBLY - 5.5m RH

MACHINE:-  
X-PRESS 5.5m

**SIMBA** © 2007

DRAWN:- PJG  
DATE:- 06/10/2007


PART NO. FROM SERIAL NO. TO SERIAL NO.

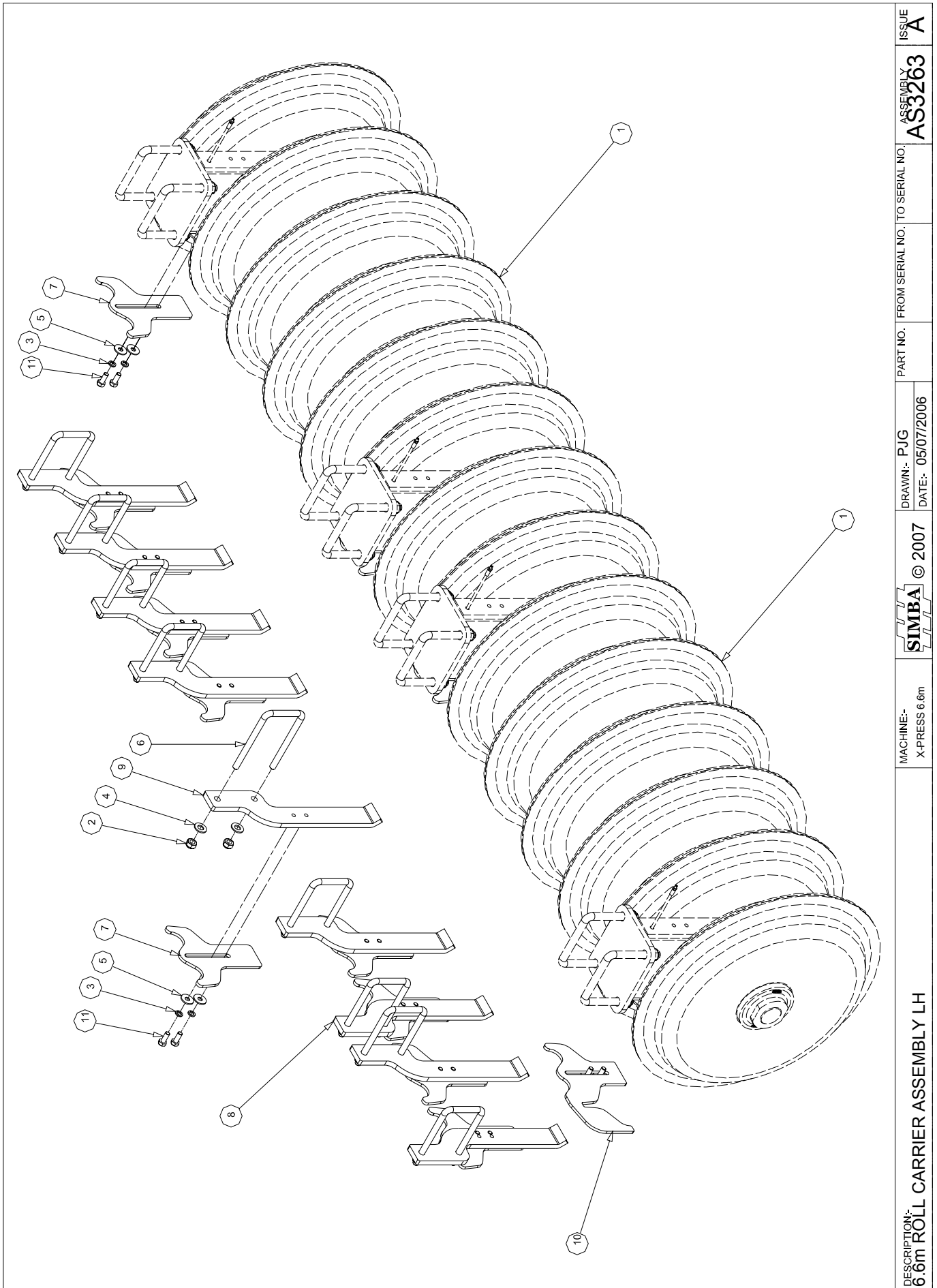
ASSEMBLY  
**AS3260**

ISSUE  
**A**





AS3260		DD700 ROLL ASSEMBLY - 5.5m RH		
ITEM	PART NO	DESCRIPTION	QTY	COMMENTS
1	AS0776	AXLE ASSEMBLY - DD700 6 RINGS	2	
2	P02008	NUT LOCK M16	14	
3	P02037	WASHER SPRING M12	22	
4	P02602	WASHER FLAT M16	14	
5	P04179	WASHER FLAT M12 Ø38	22	
6	P06802	BOLT U M16 GR8.8 190x117	7	
7	P09558	SCRAPER PLATE	10	
8	P09559	SCRAPER STEM RH	5	
9	P09560	SCRAPER STEM LH	2	
10	P10029	SCRAPER 1 1/2	1	
11	P10870	BOLT M12x30 GR. 8.8	22	
12				
13				
14				
15				
16				
17				
18				
19				
20				
21				
22				
23				
24				
25				
26				
27				
28				
29				
30				
31				
32				
33				
34				
35				
36				
37				
38				
39				
40				
41				
42				
43				
44				
45				
46				
47				
48				
49				
50				



DESCRIPTION:-  
6.6m ROLL CARRIER ASSEMBLY LH

MACHINE:-  
X-PRESS 6.6m


**SIMBA** © 2007

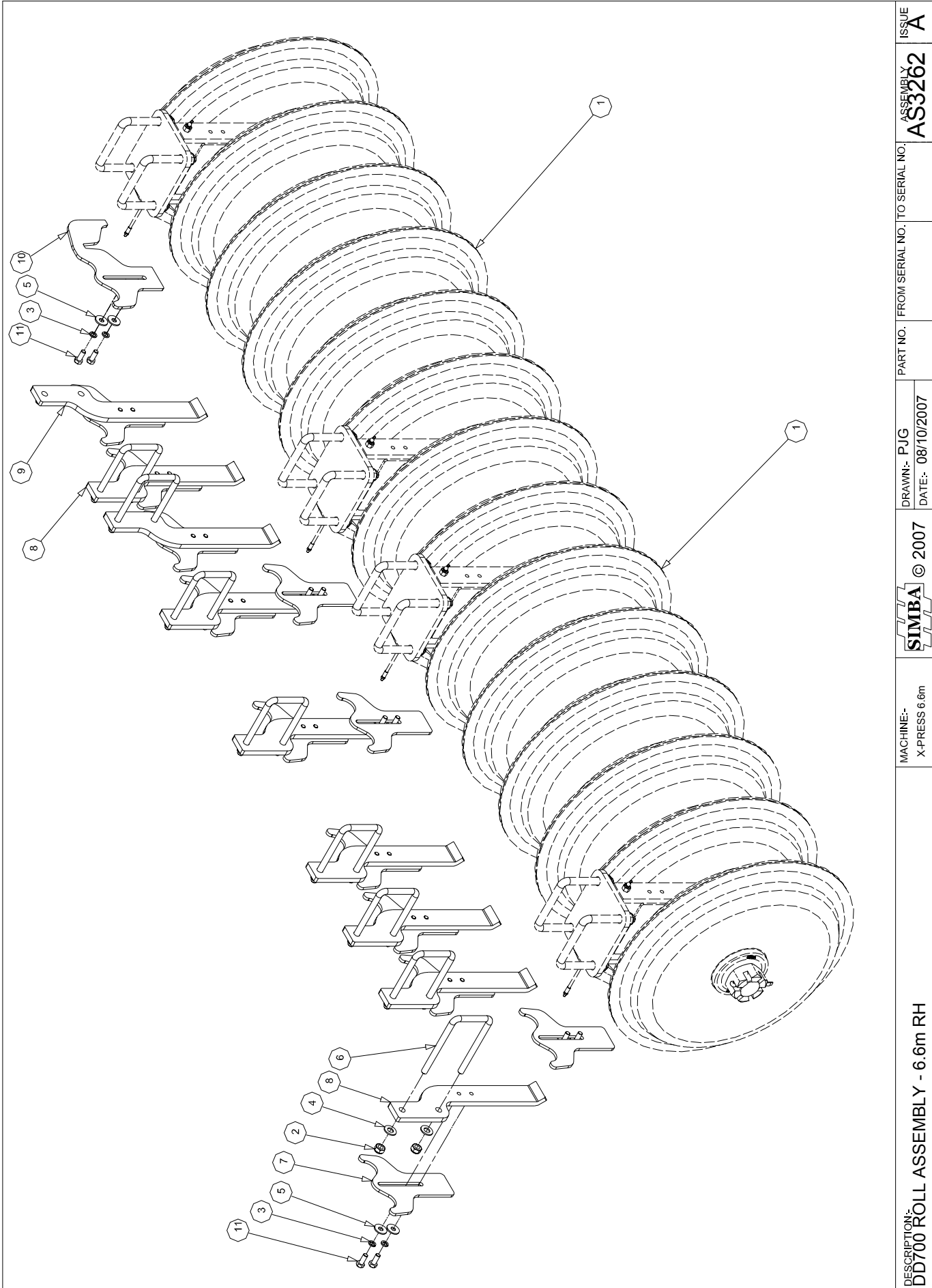
DRAWN:- PJG  
DATE:- 05/07/2006

PART NO. FROM SERIAL NO. TO SERIAL NO.  
AS3263

ISSUE  
A




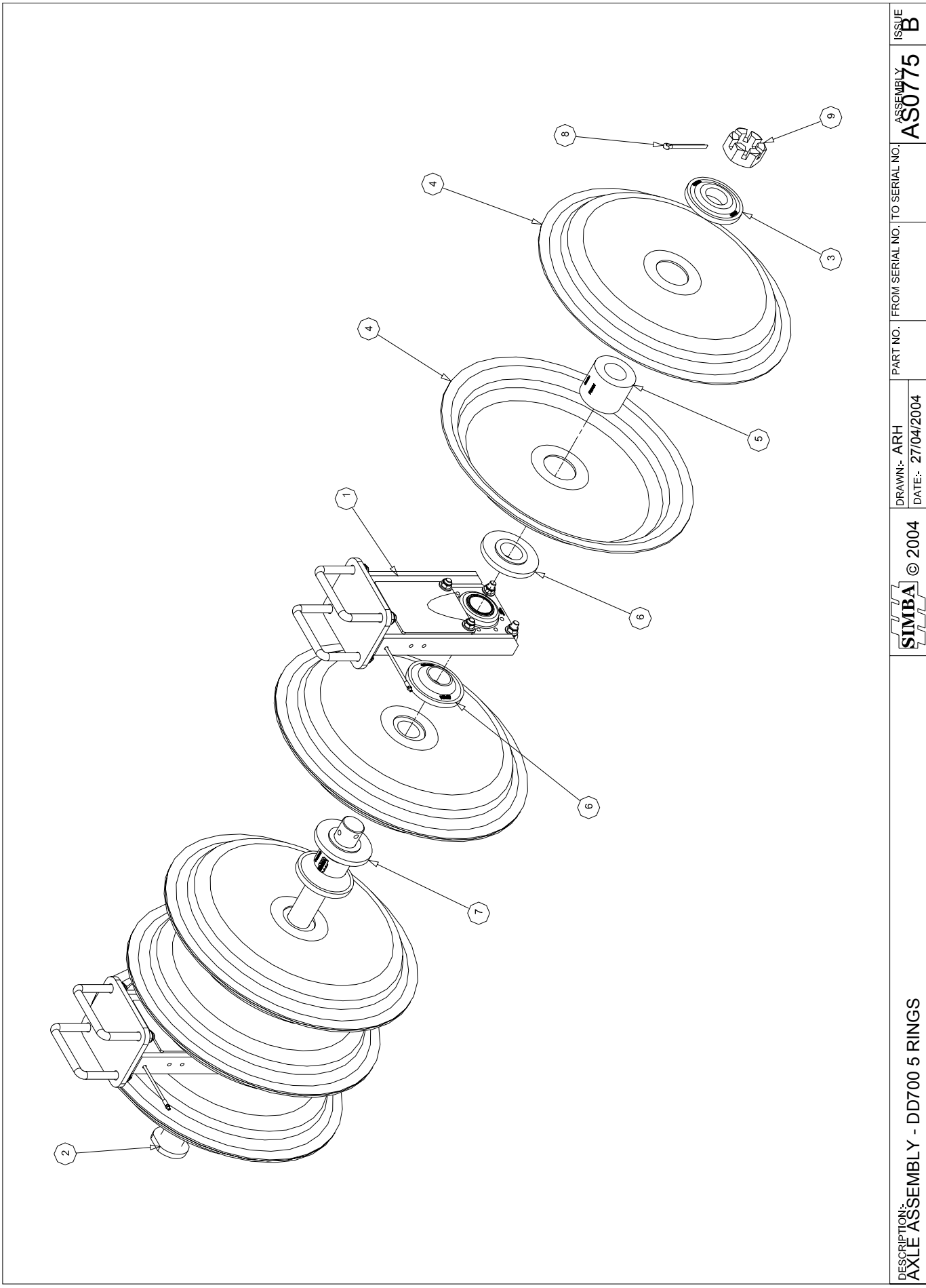
AS3263		DD700 ROLL ASSEMBLY - 6.6m LH		
ITEM	PART NO	DESCRIPTION	QTY	COMMENTS
1	AS0643	AXLE ASSEMBLY - DD700 7 RINGS	2	
2	P02008	NUT LOCK M16	18	
3	P02037	WASHER SPRING M12	26	
4	P02602	WASHER FLAT M16	18	
5	P04179	WASHER FLAT M12 Ø38	26	
6	P06802	BOLT U M16 GR8.8 190x117	9	
7	P09558	SCRAPER PLATE	12	
8	P09559	SCRAPER STEM RH	2	
9	P09560	SCRAPER STEM LH	7	
10	P10029	SCRAPER 1 1/2	1	
11	P10870	BOLT M12x30 GR. 8.8	26	
12				
13				
14				
15				
16				
17				
18				
19				
20				
21				
22				
23				
24				
25				
26				
27				
28				
29				
30				
31				
32				
33				
34				
35				
36				
37				
38				
39				
40				
41				
42				
43				
44				
45				
46				
47				
48				
49				
50				



DESCRIPTION: DD700 ROLL ASSEMBLY - 6.6m RH	MACHINE:- X-PRESS 6.6m	© 2007	DRAWN:- PJG DATE:- 08/10/2007	PART NO. FROM SERIAL NO. TO SERIAL NO.	ASSEMBLY AS3262	ISSUE A
---	---------------------------	--------	----------------------------------	--	--------------------	------------




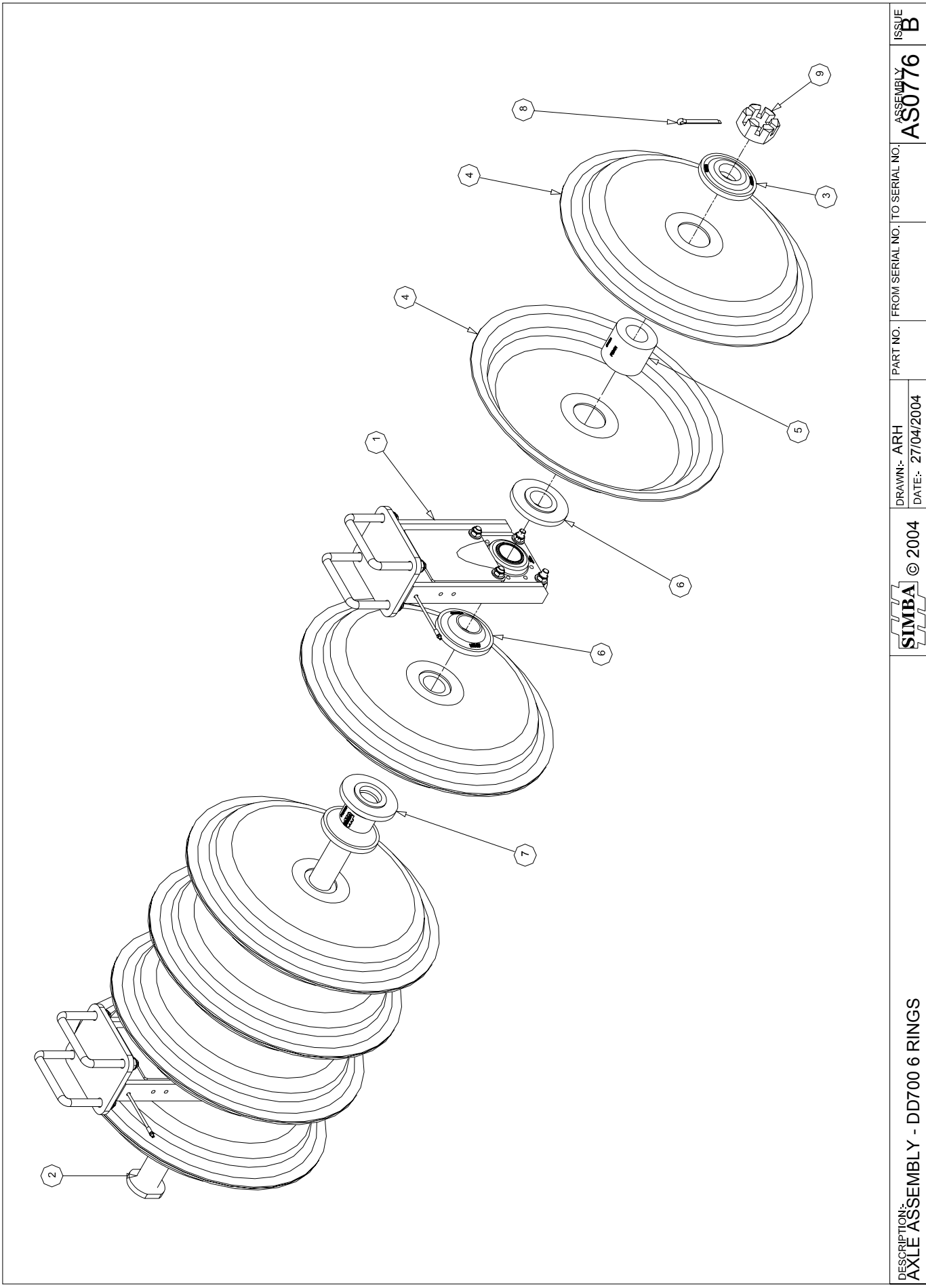
AS3262		DD700 ROLL ASSEMBLY - 6.6m RH		
ITEM	PART NO	DESCRIPTION	QTY	COMMENTS
1	AS0643	AXLE ASSEMBLY - DD700 7 RINGS	2	
2	P02008	NUT LOCK M16	18	
3	P02037	WASHER SPRING M12	23	
4	P02602	WASHER FLAT M16	18	
5	P04179	WASHER FLAT M12 Ø38	26	
6	P06802	BOLT U M16 GR8.8 190x117	9	
7	P09558	SCRAPER PLATE	12	
8	P09559	SCRAPER STEM RH	7	
9	P09560	SCRAPER STEM LH	2	
10	P10029	SCRAPER 1 1/2	1	
11	P10870	BOLT M12x30 GR. 8.8	26	
12				
13				
14				
15				
16				
17				
18				
19				
20				
21				
22				
23				
24				
25				
26				
27				
28				
29				
30				
31				
32				
33				
34				
35				
36				
37				
38				
39				
40				
41				
42				
43				
44				
45				
46				
47				
48				
49				
50				



DESCRIPTION: <b>AXLE ASSEMBLY - DD700 5 RINGS</b>	SIMBA © 2004	DRAWN:- ARH	PART NO. FROM SERIAL NO. TO SERIAL NO.	ASSEMBLY NO. <b>AS0775</b>	ISSUE <b>B</b>
		DATE:- 27/04/2004			




AS0775		AXLE ASSEMBLY DD700 5 RINGS		
ITEM	PART NO	DESCRIPTION	QTY	COMMENTS
1	AS0658	PILLAR ASSEMBLY DD600	2	
2	P07727	AXLE Ø60x1135	1	
3	P08190	DD 600 - NUT SPOOL	2	
4	P08994	DD RING Ø700	10	
5	P08191	DD 600 - INTERNAL SPACER	5	
6	P08189	DD 600 - BEARING SPOOL	4	
7	P08188	DD 600 - SPOOL	2	
8	P02489	PIN SPLIT Ø10x100	1	
9	P01698	NUT CASTLE M60	1	
10				
11				
12				
13				
14				
15				
16				
17				
18				
19				
20				
21				
22				
23				
24				
25				
26				
27				
28				
29				
30				
31				
32				
33				
34				
35				
36				
37				
38				
39				
40				
41				
42				
43				
44				
45				
46				
47				
48				
49				
50				

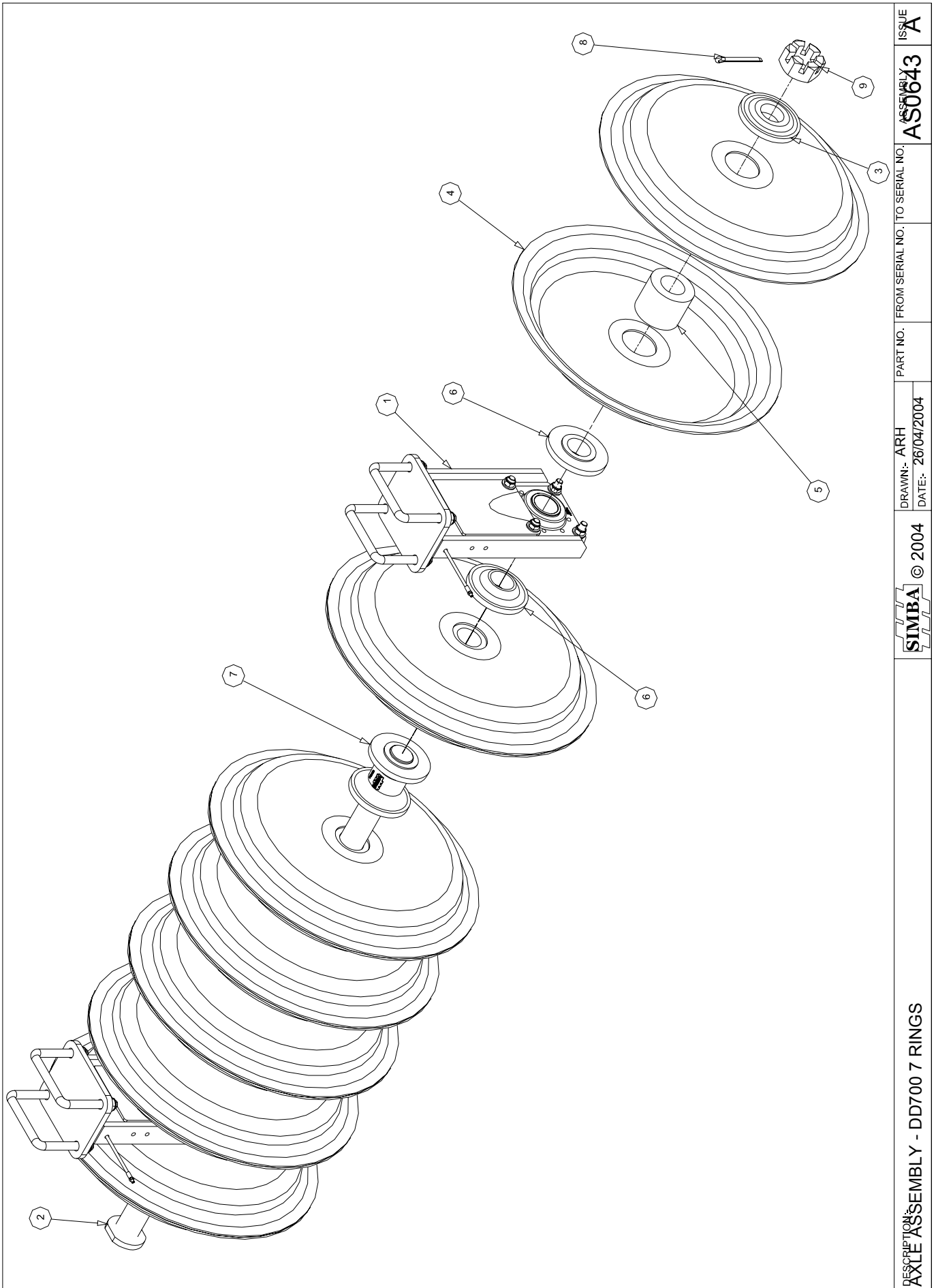


DESCRIPTION: <b>AXLE ASSEMBLY - DD700 6 RINGS</b>	© 2004	DRAWN:- ARH DATE:- 27/04/2004	PART NO. FROM SERIAL NO. TO SERIAL NO.	ASSEMBLY <b>AS0776</b>	ISSUE <b>B</b>
--	--------	----------------------------------	--	---------------------------	-------------------





AS0776		AXLE ASSEMBLY DD700 6 RINGS		
ITEM	PART NO	DESCRIPTION	QTY	COMMENTS
1	AS0658	PILLAR ASSEMBLY DD600	2	
2	P07728	AXLE Ø60x1369	1	
3	P08190	DD 600 - NUT SPOOL	2	
4	P08994	DD RING Ø700	12	
5	P08191	DD 600 - INTERNAL SPACER	6	
6	P08189	DD 600 - BEARING SPOOL	4	
7	P08188	DD 600 - SPOOL	3	
8	P02489	PIN SPLIT Ø10x100	1	
9	P01698	NUT CASTLE M60	1	
10				
11				
12				
13				
14				
15				
16				
17				
18				
19				
20				
21				
22				
23				
24				
25				
26				
27				
28				
29				
30				
31				
32				
33				
34				
35				
36				
37				
38				
39				
40				
41				
42				
43				
44				
45				
46				
47				
48				
49				
50				



DESCRIPTION:  
AXLE ASSEMBLY - DD700 7 RINGS

**SIMBA** © 2004


DRAWN:- ARH  
DATE:- 26/04/2004

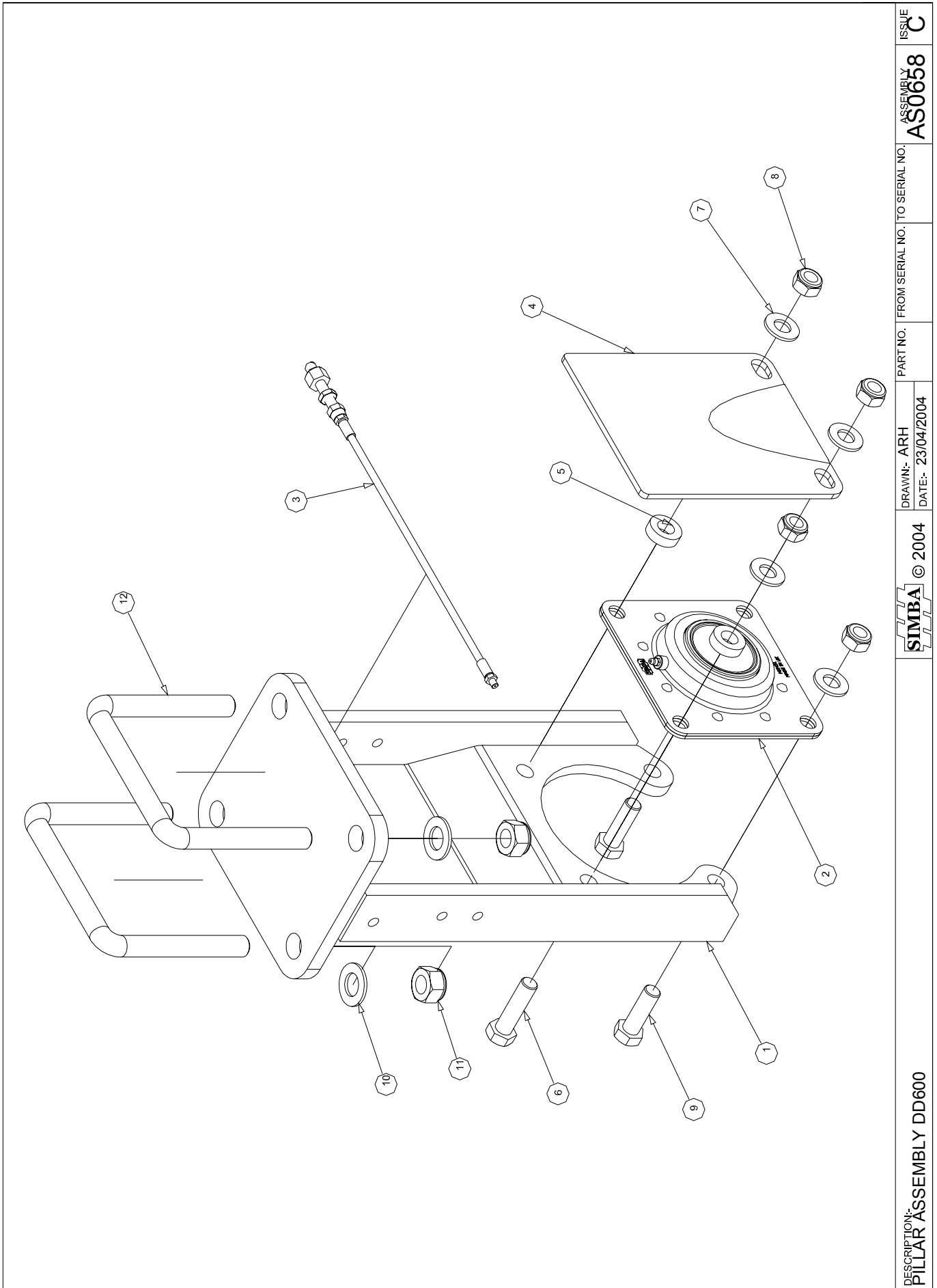
PART NO. FROM SERIAL NO. TO SERIAL NO.

AS0643

ISSUE  
A




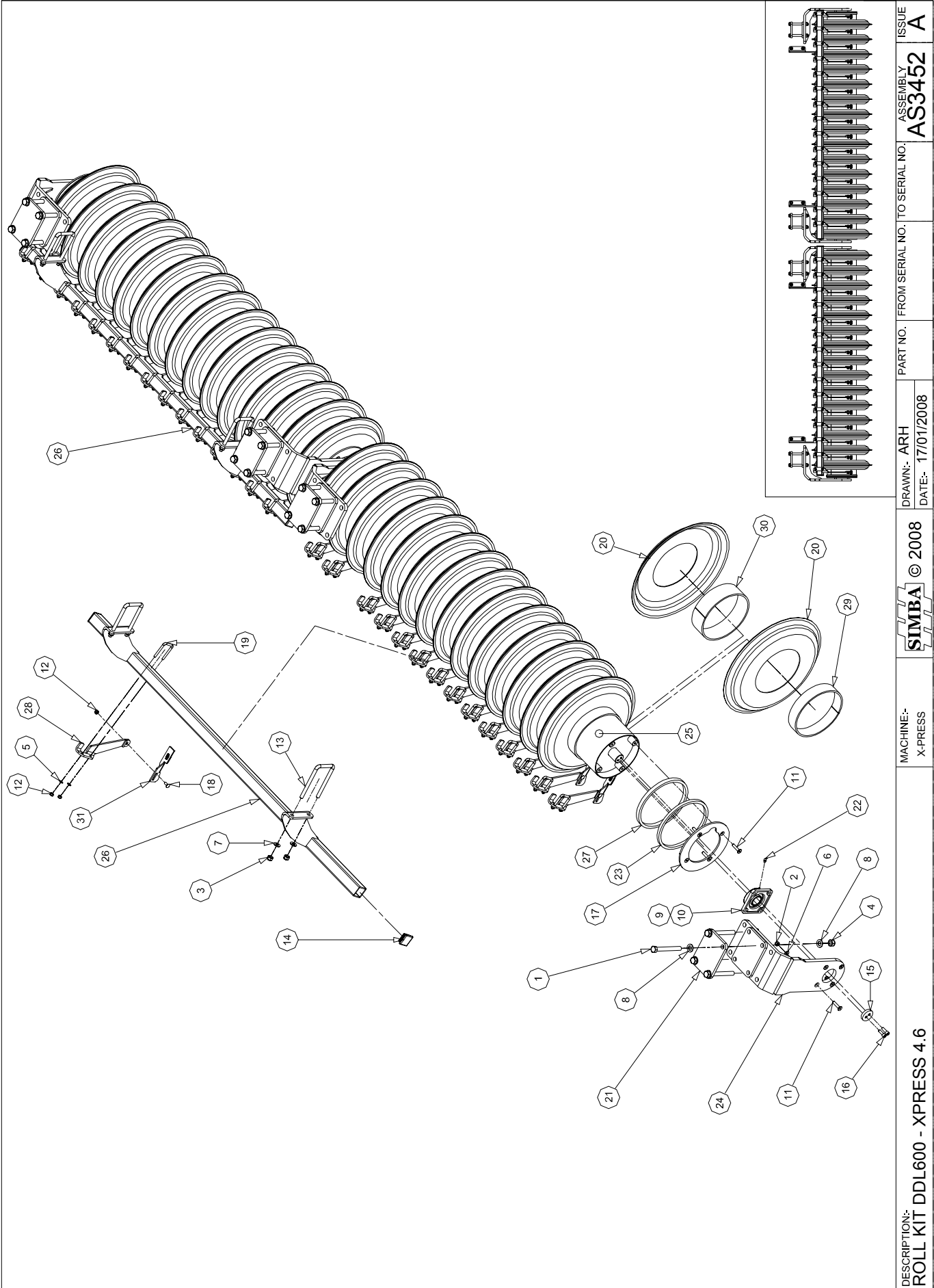
AS0643		AXLE ASSEMBLY DD700 7 RINGS		
ITEM	PART NO	DESCRIPTION	QTY	COMMENTS
1	AS0658	PILLAR ASSEMBLY DD600	2	
2	P07729	AXLE Ø60x1623	1	
3	P08190	DD 600 - NUT SPOOL	2	
4	P08994	DD RING Ø700	14	
5	P08191	DD 600 - INTERNAL SPACER	7	
6	P08189	DD 600 - BEARING SPOOL	4	
7	P08188	DD 600 - SPOOL	4	
8	P02489	PIN SPLIT Ø10x100	1	
9	P01698	NUT CASTLE M60	1	
10				
11				
12				
13				
14				
15				
16				
17				
18				
19				
20				
21				
22				
23				
24				
25				
26				
27				
28				
29				
30				
31				
32				
33				
34				
35				
36				
37				
38				
39				
40				
41				
42				
43				
44				
45				
46				
47				
48				
49				
50				




DESCRIPTION: <b>PILLAR ASSEMBLY DD600</b>	SIMBA © 2004	DRAWN:- ARH	PART NO.	FROM SERIAL NO.	TO SERIAL NO.	ASSEMBLY	ISSUE
		DATE:- 23/04/2004				<b>AS0658</b>	<b>C</b>

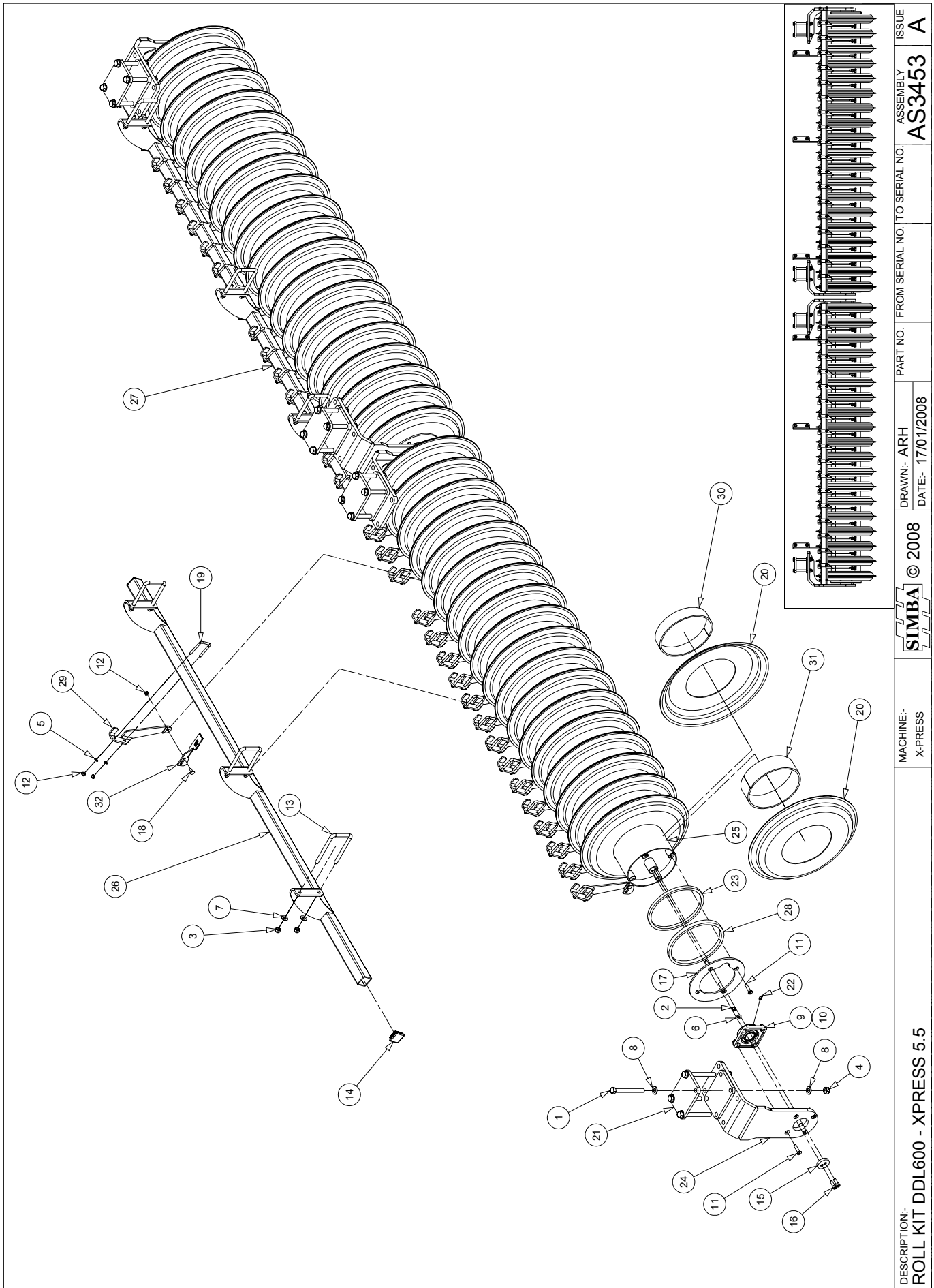


AS0658		PILLAR ASSEMBLY DD600 + 700		
ITEM	PART NO	DESCRIPTION	QTY	COMMENTS
1	P07696	PRESS ROLL PILLAR	1	
2	P05431	BEARING - PRESSED STEEL	1	
3	P08276	GREASE PIPE	1	
4	P08450	BEARING GUARD	1	
5	P08298	SPACER 10mm	2	
6	P00057	BOLT M16x60 GR. 8.8	2	
7	P02602	WASHER FLAT M16	4	
8	P02008	NUT LOCK M16	4	
9	P01704	BOLT M16x50 GR. 8.8	2	
10	P02603	WASHER FLAT M20	4	
11	P02009	NUT LOCK M20	4	
12	P01619	BOLT U M20 GR8.8 145x172	2	
13				
14				
15				
16				
17				
18				
19				
20				
21				
22				
23				
24				
25				
26				
27				
28				
29				
30				
31				
32				
33				
34				
35				
36				
37				
38				
39				
40				
41				
42				
43				
44				
45				
46				
47				
48				
49				
50				




DESCRIPTION:- <b>ROLL KIT DDL600 - X-PRESS 4.6</b>	MACHINE:- X-PRESS	<b>SIMBA</b> © 2008	DRAWN:- ARH DATE:- 17/01/2008	PART NO. FROM SERIAL NO. TO SERIAL NO. <b>AS3452</b>	ISSUE <b>A</b>
---	----------------------	---------------------	----------------------------------	---	-------------------

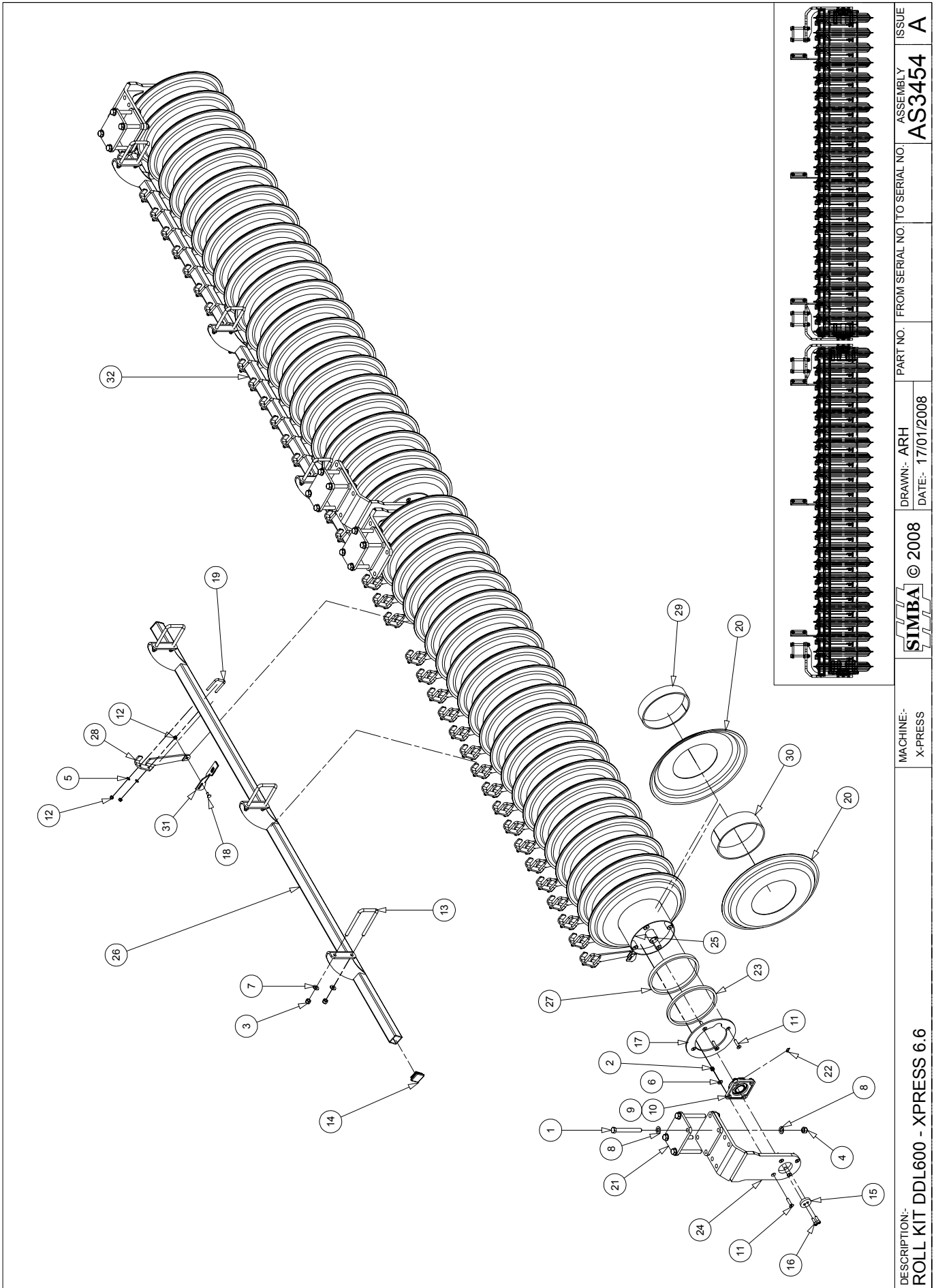
AS3452		ROLL KIT DDL600 XPRESS 4.6		
ITEM	PART NO	DESCRIPTION	QTY	COMMENTS
1	P01224	BOLT M20x180 GR. 8.8	16	
2	P02007	NUT LOCK M12	16	
3	P02008	NUT LOCK M16 'TYPE T'	8	
4	P02009	NUT LOCK M20	16	
5	P02600	WASHER FLAT M10	60	
6	P02601	WASHER FLAT M12	16	
7	P02602	WASHER FLAT M16	8	
8	P02603	WASHER FLAT M20	32	
9	P04202	BEARING CASTING	2	
10	P04204	BEARING INNER	2	
11	P05030	SCREW M12x55 CSK GR10.9	32	
12	P05534	NUT LOCK M10	90	
13	P06802	BOLT U M16 GR8.8 190x117	4	
14	P07545	PLASTIC END CAP 60x60	4	
15	P12758	STUB AXLE END WASHER Ø50	4	
16	P12950	BOLT M12x35 SOCKET CAP	8	
17	P13377	RETAINING PLATE	4	
18	P13942	BOLT M10x25 DOME SQ.	30	
19	P13961	BOLT U M10 GR8.8 71x88	30	
20	P15186	DD600 RING - 275 BORE	60	
21	P15379	PLATE - RETAINING	8	
22	P15638	1/8TH BSP GREASE NIPPLE 45°	4	
23	P16163	15MM END SPACER RING	2	
24	P16236	PILLAR DDL600 - X-PRESS	4	
25	P16237	ROLL TUBE - 2280mm	2	
26	P16240	SCRAPER RAIL - 3150mm	2	
27	P16371	END SPACER RING 20mm	2	
28	P16473	STEM - SCRAPER DDL600 CB	30	
29	P16678	DDL 600 SPACER 8X58MM	30	
30	P16707	INTRNL SPACER 86X8M	30	
31	P16765	SCRAPER - DDL600 NARROW	30	
32				
33				
34				
35				
36				
37				
38				
39				
40				
41				
42				
43				
44				
45				
46				
47				
48				
49				
50				




DESCRIPTION:- <b>ROLL KIT DDL600 - X-PRESS 5.5</b>	MACHINE:- X-PRESS	© 2008	DRAWN:- ARH DATE:- 17/01/2008	PART NO. FROM SERIAL NO. TO SERIAL NO.	ASSEMBLY <b>AS3453</b>	ISSUE <b>A</b>
---	----------------------	--------	----------------------------------	--	---------------------------	-------------------

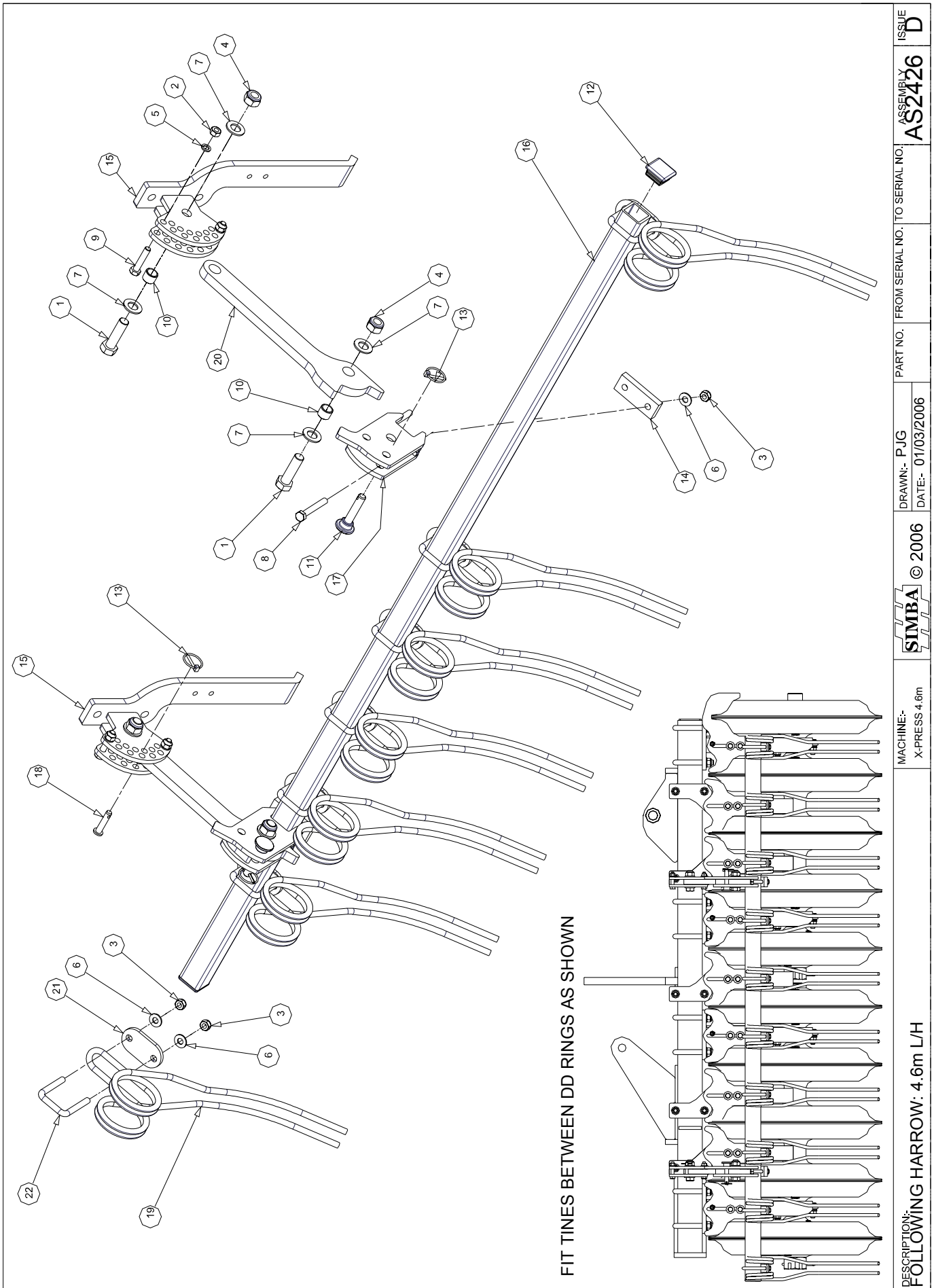


AS3453		ROLL KIT DDL600 XPRESS 5.5		
ITEM	PART NO	DESCRIPTION	QTY	COMMENTS
1	P01224	BOLT M20x180 GR. 8.8	16	
2	P02007	NUT LOCK M12	16	
3	P02008	NUT LOCK M16 'TYPE T'	12	
4	P02009	NUT LOCK M20	16	
5	P02600	WASHER FLAT M10	76	
6	P02601	WASHER FLAT M12	16	
7	P02602	WASHER FLAT M16	12	
8	P02603	WASHER FLAT M20	32	
9	P04202	BEARING CASTING	2	
10	P04204	BEARING INNER	2	
11	P05030	SCREW M12x55 CSK GR10.9	32	
12	P05534	NUT LOCK M10	108	
13	P06802	BOLT U M16 GR8.8 190x117	6	
14	P07545	PLASTIC END CAP 60x60	4	
15	P12758	STUB AXLE END WASHER Ø50	4	
16	P12950	BOLT M12x35 SOCKET CAP	8	
17	P13377	RETAINING PLATE	4	
18	P13942	BOLT M10x25 DOME SQ.	36	
19	P13961	BOLT U M10 GR8.8 71x88	36	
20	P15186	DD600 RING - 275 BORE	76	
21	P15379	PLATE - RETAINING	8	
22	P15638	1/8TH BSP GREASE NIPPLE 45°	4	
23	P16163	15MM END SPACER RING	2	
24	P16236	PILLAR DDL600 - X-PRESS	4	
25	P16238	ROLL TUBE - 2830mm	2	
26	P16241	SCRAPER RAIL RH - 2850mm	1	
27	P16293	SCRAPER RAIL LH - 2850mm	1	
28	P16371	END SPACER RING 20mm	2	
29	P16473	STEM - SCRAPER DDL600 CB	36	
30	P16678	DDL 600 SPACER 8X58MM	36	
31	P16707	INTRNL SPACER 86X8M	38	
32	P16765	SCRAPER - DDL600 NARROW	36	
33				
34				
35				
36				
37				
38				
39				
40				
41				
42				
43				
44				
45				
46				
47				
48				
49				
50				




DESCRIPTION: <b>ROLL KIT DDL600 - X-PRESS 6.6</b>	MACHINE: X-PRESS	<b>SIMBA</b> © 2008	DRAWN:- ARH DATE:- 17/01/2008	PART NO.   FROM SERIAL NO.   TO SERIAL NO.	ASSEMBLY <b>AS3454</b>	ISSUE <b>A</b>
--	---------------------	---------------------	----------------------------------	--	---------------------------	-------------------

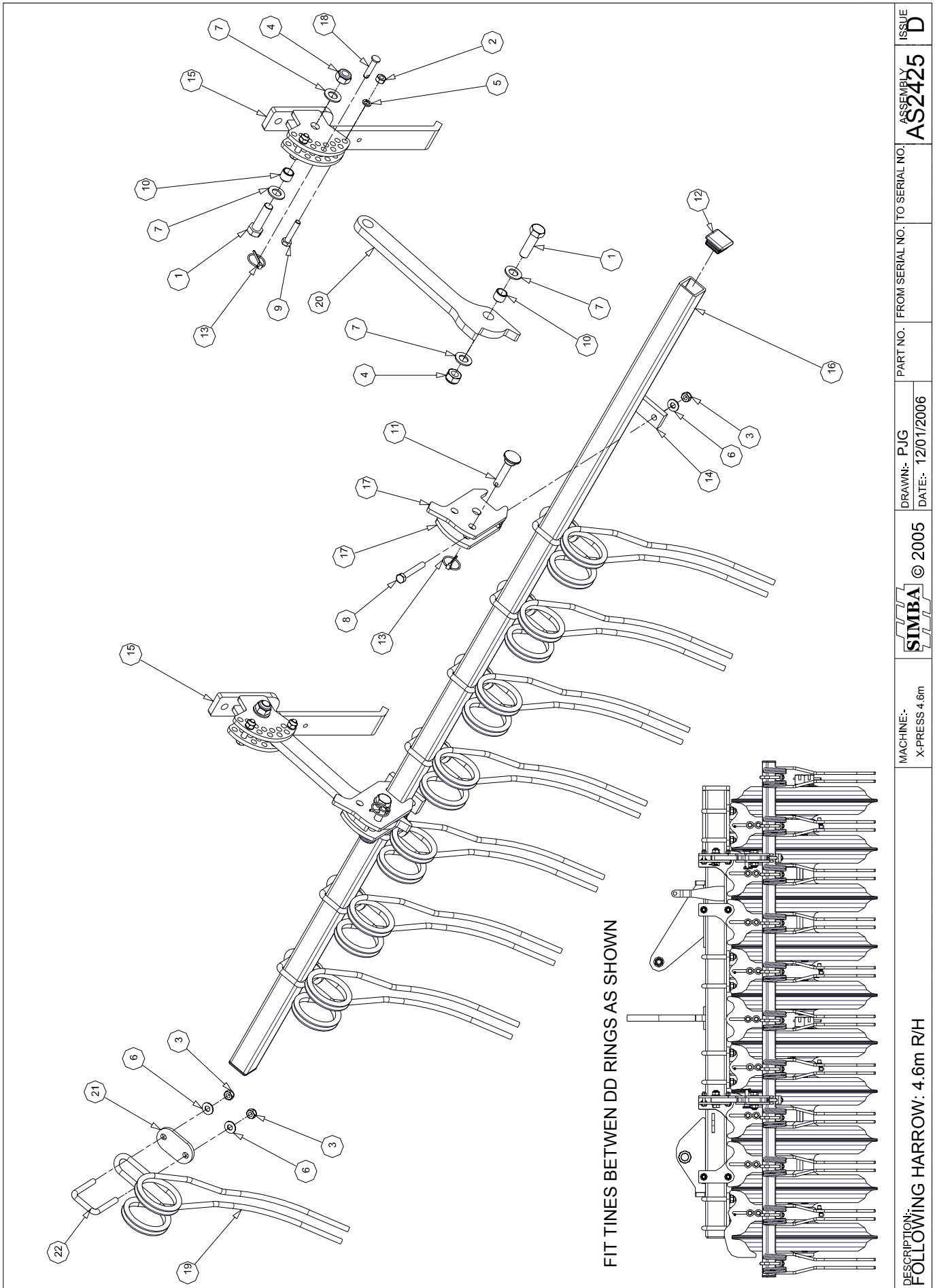
AS3454		ROLL KIT DDL600 XPRESS 6.6		
ITEM	PART NO	DESCRIPTION	QTY	COMMENTS
1	P01224	BOLT M20x180 GR. 8.8	16	
2	P02007	NUT LOCK M12	16	
3	P02008	NUT LOCK M16 'TYPE T'	12	
4	P02009	NUT LOCK M20	16	
5	P02600	WASHER FLAT M10	84	
6	P02601	WASHER FLAT M12	16	
7	P02602	WASHER FLAT M16	12	
8	P02603	WASHER FLAT M20	32	
9	P04202	BEARING CASTING	2	
10	P04204	BEARING INNER	2	
11	P05030	SCREW M12x55 CSK GR10.9	32	
12	P05534	NUT LOCK M10	126	
13	P06802	BOLT U M16 GR8.8 190x117	6	
14	P07545	PLASTIC END CAP 60x60	4	
15	P12758	STUB AXLE END WASHER Ø50	4	
16	P12950	BOLT M12x35 SOCKET CAP	8	
17	P13377	RETAINING PLATE	4	
18	P13942	BOLT M10x25 DOME SQ.	42	
19	P13961	BOLT U M10 GR8.8 71x88	42	
20	P15186	DD600 RING - 275 BORE	88	
21	P15379	PLATE - RETAINING	8	
22	P15638	1/8TH BSP GREASE NIPPLE 45°	4	
23	P16163	15MM END SPACER RING	2	
24	P16236	PILLAR DDL600 - X-PRESS	4	
25	P16239	ROLL TUBE - 3285mm	2	
26	P16242	SCRAPER RAIL RH - 3305mm	1	
27	P16371	END SPACER RING 20mm	2	
28	P16473	STEM - SCRAPER DDL600 CB	42	
29	P16678	DDL 600 SPACER 8X58MM	42	
30	P16707	INTRNL SPACER 86X8M	44	
31	P16765	SCRAPER - DDL600 NARROW	42	
32	P16817	SCRAPER RAIL LH - 3305mm	1	
33				
34				
35				
36				
37				
38				
39				
40				
41				
42				
43				
44				
45				
46				
47				
48				
49				
50				




FIT TINES BETWEEN DD RINGS AS SHOWN

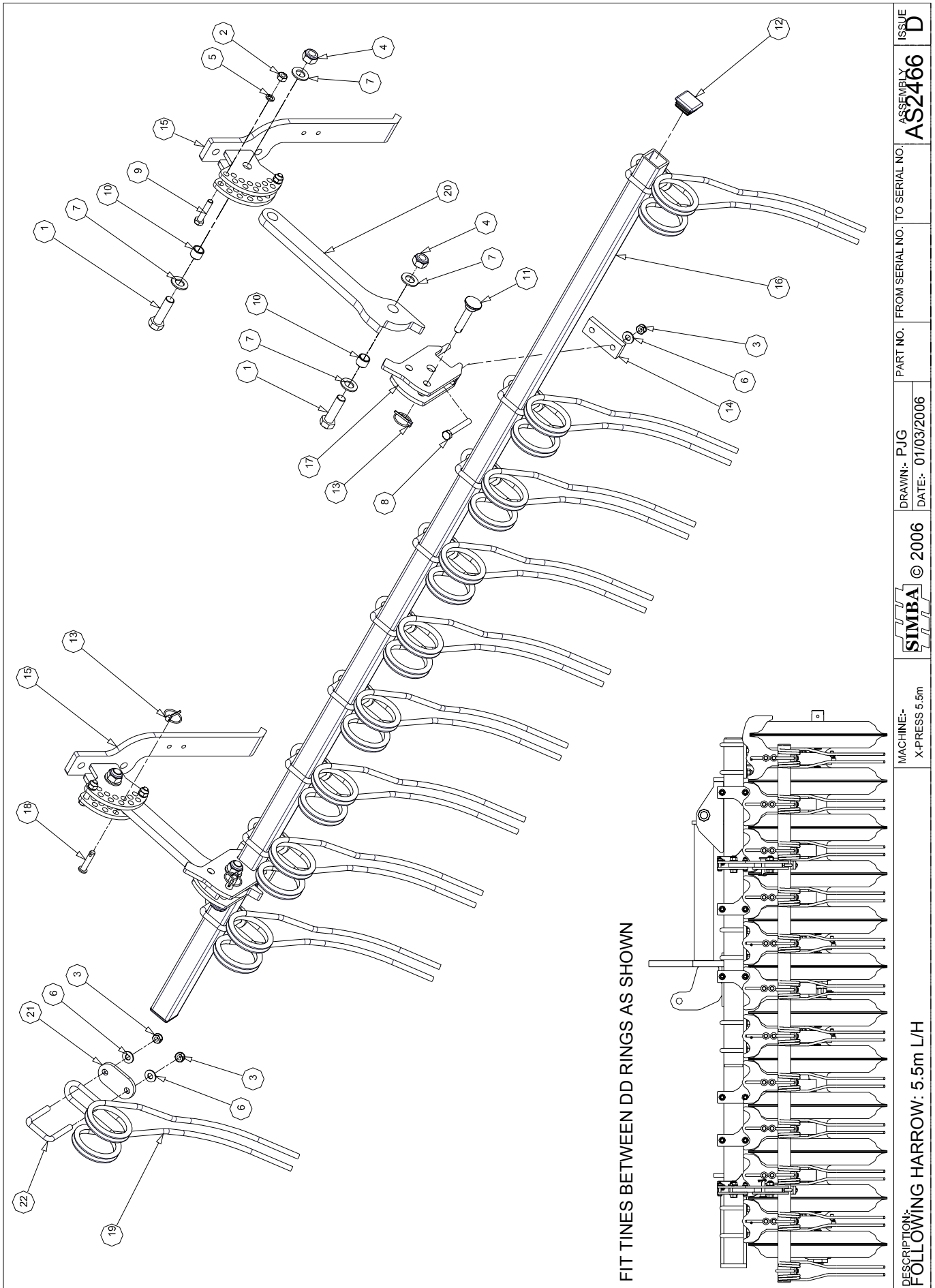
ISSUE	D
ASSEMBLY	AS2426
FROM SERIAL NO. TO SERIAL NO.	
PART NO.	
DRAWN:- P JG	
DATE:- 01/03/2006	
SIMBA © 2006	
MACHINE:- X-PRESS 4.6m	
DESCRIPTION:- FOLLOWING HARROW: 4.6m L/H	

AS2426		FOLLOWING HARROW ASSEMBLY 4.6m L/H		
ITEM	PART NO	DESCRIPTION	QTY	COMMENTS
1	P00874	BOLT M20x70 GR. 8.8	4	
2	P02004	NUT PLAIN M12	4	
3	P02007	NUT LOCK M12	24	
4	P02009	NUT LOCK M20	4	
5	P02037	WASHER SPRING M12	4	
6	P02601	WASHER FLAT M12	24	
7	P02603	WASHER FLAT M20	8	
8	P02652	BOLT M12x90 GR. 8.8	4	
9	P03088	BOLT M12x60 GR. 8.8	4	
10	P03714	BUSH SPRUNG - Ø26xØ20x20	4	
11	P05207	PIN Ø16x73	2	
12	P07544	PLASTIC END CAP 50x50	2	
13	P12783	LYNCH PIN CAT 0	3	
14	P13282	RETAINING PLATE	2	
15	P13284	SCRAPER CLAMP R/H	2	
16	P13339	F/HARROW BEAM - 10 TINES	1	
17	P14461	U/PRESS F-HARROW CLAMP	2	
18	P14555	PIN Ø12x55	1	
19	P15992	HARROW TINE - DOUBLE	10	
20	P15995	FOLLOWING HARROW ARM	2	
21	P15996	TINE CLAMP PLATE	10	
22	P16000	BOLT U M12 RHS 50x50	10	
23				
24				
25				
26				
27				
28				
29				
30				
31				
32				
33				
34				
35				
36				
37				
38				
39				
40				
41				
42				
43				
44				
45				
46				
47				
48				
49				
50				




MACHINE:- X-PRESS 4.6m	DRAWN:- PJG DATE:- 12/01/2006	PART NO.	FROM SERIAL NO. TO SERIAL NO.	ISSUE
			AS2425	D
© 2005				
DESCRIPTION:- FOLLOWING HARROW: 4.6m R/H				

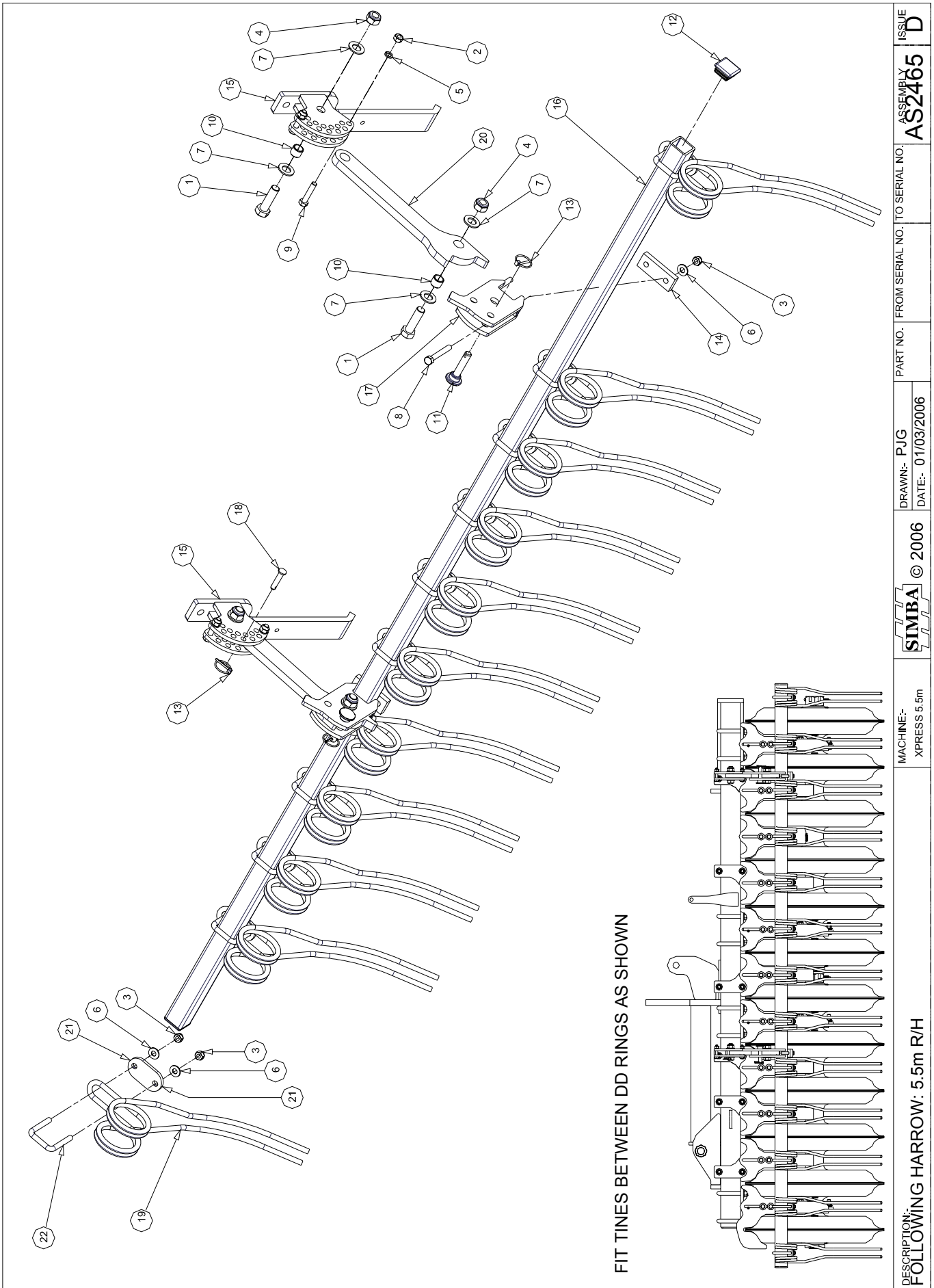
AS2425		FOLLOWING HARROW ASSEMBLY 4.6m R/H		
ITEM	PART NO	DESCRIPTION	QTY	COMMENTS
1	P00874	BOLT M20x70 GR. 8.8	4	
2	P02004	NUT PLAIN M12	4	
3	P02007	NUT LOCK M12	26	
4	P02009	NUT LOCK M20	4	
5	P02037	WASHER SPRING M12	4	
6	P02601	WASHER FLAT M12	26	
7	P02603	WASHER FLAT M20	8	
8	P02652	BOLT M12x90 GR. 8.8	4	
9	P03088	BOLT M12x60 GR. 8.8	4	
10	P03714	BUSH SPRUNG - Ø26xØ20x20	4	
11	P05207	PIN Ø16x73	2	
12	P07544	PLASTIC END CAP 50x50	2	
13	P12783	LYNCH PIN CAT 0	3	
14	P13282	RETAINING PLATE	2	
15	P13283	SCRAPER CLAMP L/H	2	
16	P13286	F/HARROW BEAM - 11 TINES	1	
17	P14461	U/PRESS F-HARROW CLAMP	2	
18	P14555	PIN Ø12x55	1	
19	P15992	HARROW TINE - DOUBLE	11	
20	P15995	FOLLOWING HARROW ARM	2	
21	P15996	TINE CLAMP PLATE	11	
22	P16000	BOLT U M12 RHS 50x50	11	
23				
24				
25				
26				
27				
28				
29				
30				
31				
32				
33				
34				
35				
36				
37				
38				
39				
40				
41				
42				
43				
44				
45				
46				
47				
48				
49				
50				




DRAWN:- PJG DATE:- 01/03/2006		PART NO. FROM SERIAL NO. TO SERIAL NO.		ASSEMBLY <b>AS2466</b>	ISSUE <b>D</b>
MACHINE:- X-PRESS 5.5m		© 2006		SIMBA	
DESCRIPTION: FOLLOWING HARROW: 5.5m L/H					

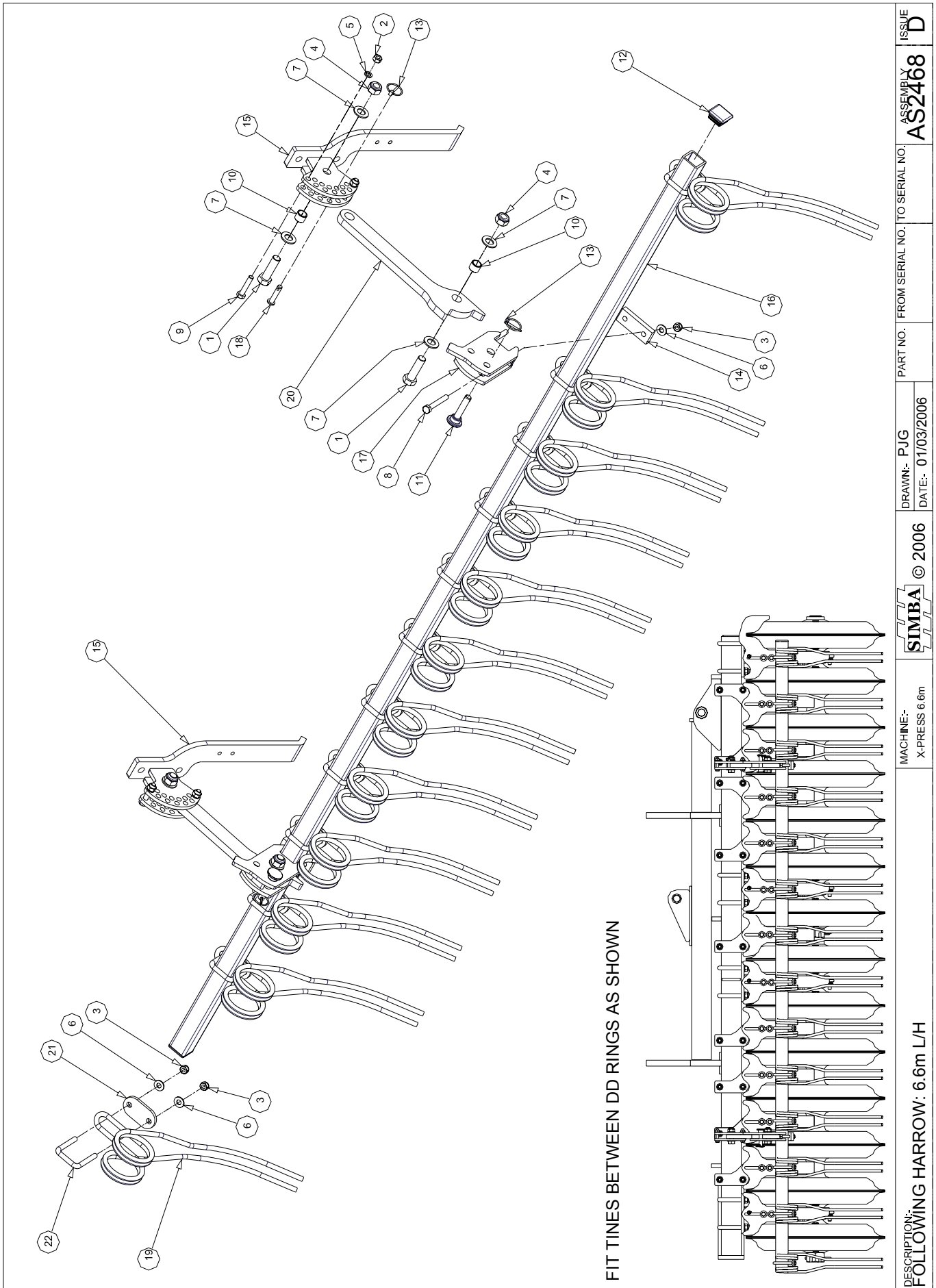


AS2466		FOLLOWING HARROW ASSEMBLY 5.5m LH		
ITEM	PART NO	DESCRIPTION	QTY	COMMENTS
1	P00874	BOLT M20x70 GR. 8.8	4	
2	P02004	NUT PLAIN M12	4	
3	P02007	NUT LOCK M12	28	
4	P02009	NUT LOCK M20	4	
5	P02037	WASHER SPRING M12	4	
6	P02601	WASHER FLAT M12	28	
7	P02603	WASHER FLAT M20	8	
8	P02652	BOLT M12x90 GR. 8.8	4	
9	P03088	BOLT M12x60 GR. 8.8	4	
10	P03714	BUSH SPRUNG - Ø26xØ20x20	4	
11	P05207	PIN Ø16x73	2	
12	P07544	PLASTIC END CAP 50x50	2	
13	P12783	LYNCH PIN CAT 0	3	
14	P13282	RETAINING PLATE	2	
15	P13284	SCRAPER CLAMP R/H	2	
16	P14397	F/HARROW BEAM - 12 TINES	1	
17	P14461	U/PRESS F-HARROW CLAMP	2	
18	P14555	PIN Ø12x55	1	
19	P15992	HARROW TINE - DOUBLE	12	
20	P15995	FOLLOWING HARROW ARM	2	
21	P15996	TINE CLAMP PLATE	12	
22	P16000	BOLT U M12 RHS 50x50	12	
23				
24				
25				
26				
27				
28				
29				
30				
31				
32				
33				
34				
35				
36				
37				
38				
39				
40				
41				
42				
43				
44				
45				
46				
47				
48				
49				
50				




ISSUE	D
ASSEMBLY	AS2465
FROM SERIAL NO. TO SERIAL NO.	
PART NO.	
DRAWN:- PUG	
DATE:- 01/03/2006	
SIMBA © 2006	
MACHINE:-	X-PRESS 5.5m
DESCRIPTION:	FOLLOWING HARROW: 5.5m R/H

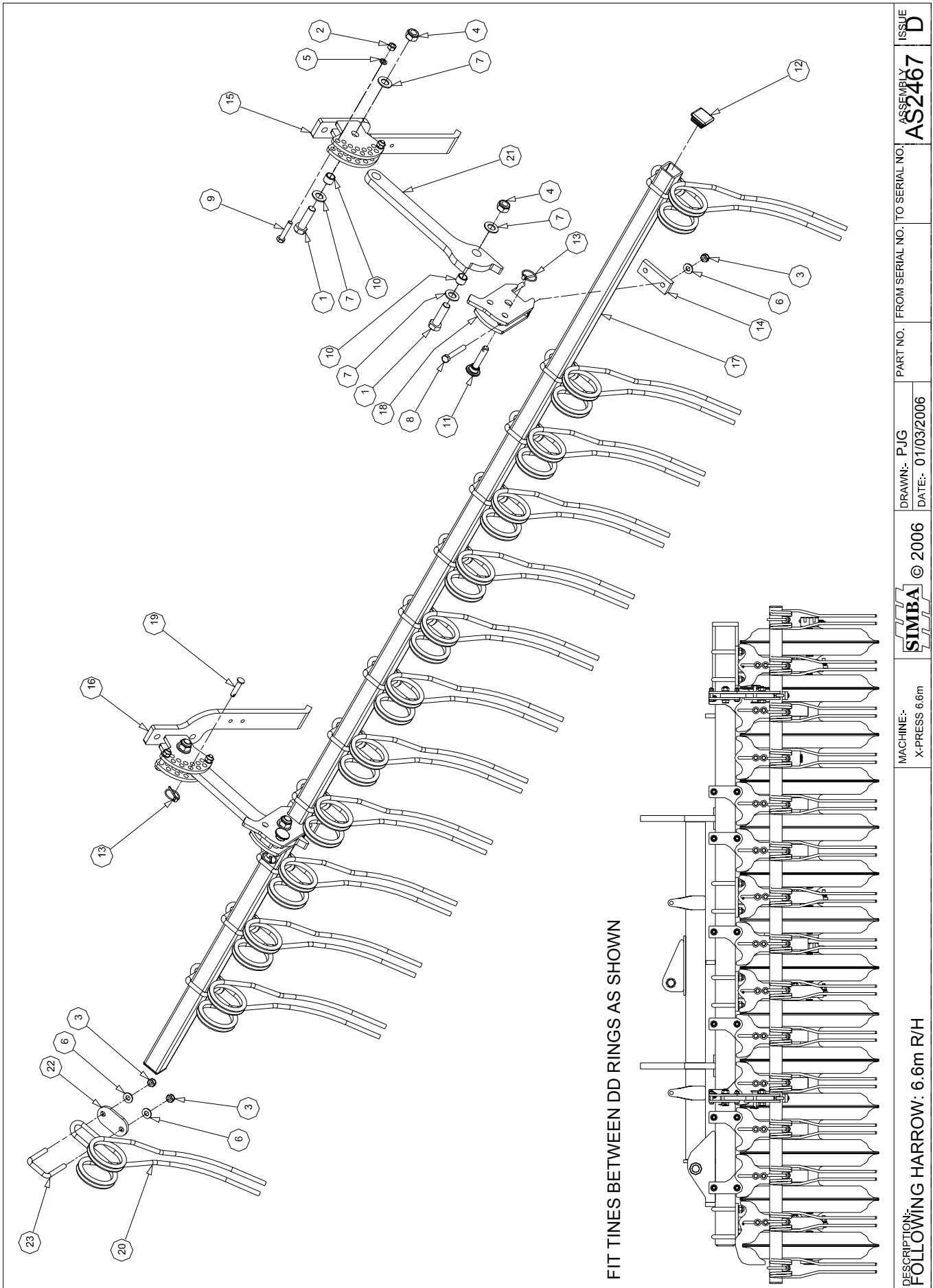
AS2465		FOLLOWING HARROW ASSEMBLY 5.5m R/H		
ITEM	PART NO	DESCRIPTION	QTY	COMMENTS
1	P00874	BOLT M20x70 GR. 8.8	4	
2	P02004	NUT PLAIN M12	4	
3	P02007	NUT LOCK M12	30	
4	P02009	NUT LOCK M20	4	
5	P02037	WASHER SPRING M12	4	
6	P02601	WASHER FLAT M12	30	
7	P02603	WASHER FLAT M20	8	
8	P02652	BOLT M12x90 GR. 8.8	4	
9	P03088	BOLT M12x60 GR. 8.8	4	
10	P03714	BUSH SPRUNG - Ø26xØ20x20	4	
11	P05207	PIN Ø16x73	2	
12	P07544	PLASTIC END CAP 50x50	2	
13	P12783	LYNCH PIN CAT 0	3	
14	P13282	RETAINING PLATE	2	
15	P13283	SCRAPER CLAMP L/H	2	
16	P14398	F/HARROW BEAM - 13 TINES	1	
17	P14461	U/PRESS F-HARROW CLAMP	2	
18	P14555	PIN Ø12x55	1	
19	P15992	HARROW TINE - DOUBLE	13	
20	P15995	FOLLOWING HARROW ARM	2	
21	P15996	TINE CLAMP PLATE	13	
22	P16000	BOLT U M12 RHS 50x50	13	
23				
24				
25				
26				
27				
28				
29				
30				
31				
32				
33				
34				
35				
36				
37				
38				
39				
40				
41				
42				
43				
44				
45				
46				
47				
48				
49				
50				



FIT TINES BETWEEN DD RINGS AS SHOWN


DESCRIPTION: <b>FOLLOWING HARROW: 6.6m L/H</b>	MACHINE:- X-PRESS 6.6m	© 2006	DRAWN:- PUG DATE:- 01/03/2006	PART NO. FROM SERIAL NO. TO SERIAL NO.	ASSEMBLY <b>AS2468</b>	ISSUE <b>D</b>
---	---------------------------	--------	----------------------------------	--	---------------------------	-------------------

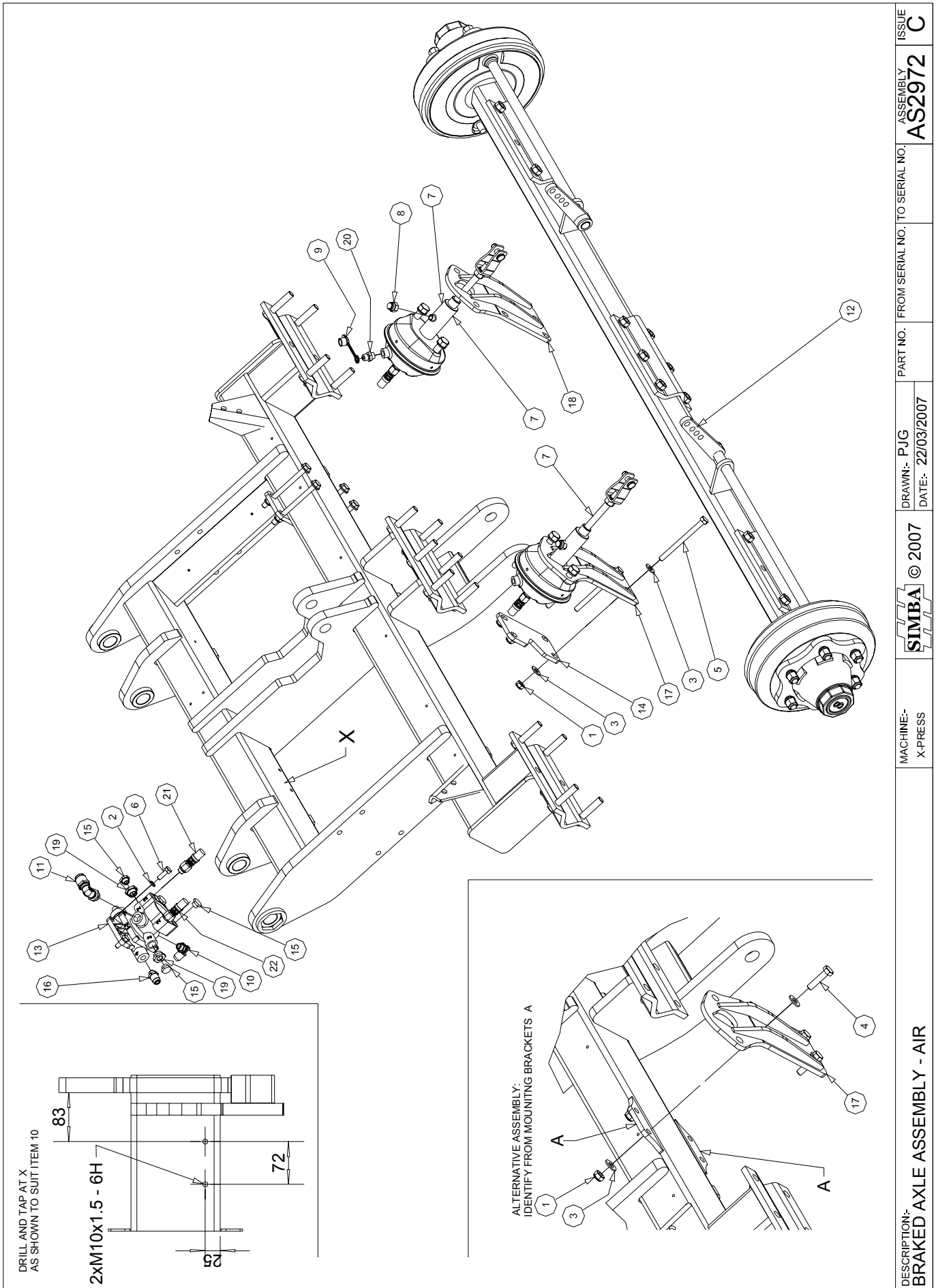
AS2468		FOLLOWING HARROW ASSEMBLY 6.6m L/H		
ITEM	PART NO	DESCRIPTION	QTY	COMMENTS
1	P00874	BOLT M20x70 GR. 8.8	4	
2	P02004	NUT PLAIN M12	4	
3	P02007	NUT LOCK M12	32	
4	P02009	NUT LOCK M20	4	
5	P02037	WASHER SPRING M12	4	
6	P02601	WASHER FLAT M12	32	
7	P02603	WASHER FLAT M20	8	
8	P02652	BOLT M12x90 GR. 8.8	4	
9	P03088	BOLT M12x60 GR. 8.8	4	
10	P03714	BUSH SPRUNG - Ø26xØ20x20	4	
11	P05207	PIN Ø16x73	2	
12	P07544	PLASTIC END CAP 50x50	2	
13	P12783	LYNCH PIN CAT 0	3	
14	P13282	RETAINING PLATE	2	
15	P13284	SCRAPER CLAMP R/H	2	
16	P14399	F/HARROW BEAM - 14 TINES	1	
17	P14461	U/PRESS F-HARROW CLAMP	2	
18	P14555	PIN Ø12x55	1	
19	P15992	HARROW TINE - DOUBLE	14	
20	P15995	FOLLOWING HARROW ARM	2	
21	P15996	TINE CLAMP PLATE	14	
22	P16000	BOLT U M12 RHS 50x50	14	
23				
24				
25				
26				
27				
28				
29				
30				
31				
32				
33				
34				
35				
36				
37				
38				
39				
40				
41				
42				
43				
44				
45				
46				
47				
48				
49				
50				



FIT TINES BETWEEN DD RINGS AS SHOWN


DESCRIPTION: <b>FOLLOWING HARROW: 6.6m R/H</b>	MACHINE: X-PRESS 6.6m	© 2006	DRAWN:- P.J.G DATE:- 01/03/2006	PART NO. FROM SERIAL NO. TO SERIAL NO.	ASSEMBLY <b>AS2467</b>	ISSUE <b>D</b>
---	--------------------------	--------	------------------------------------	--	---------------------------	-------------------

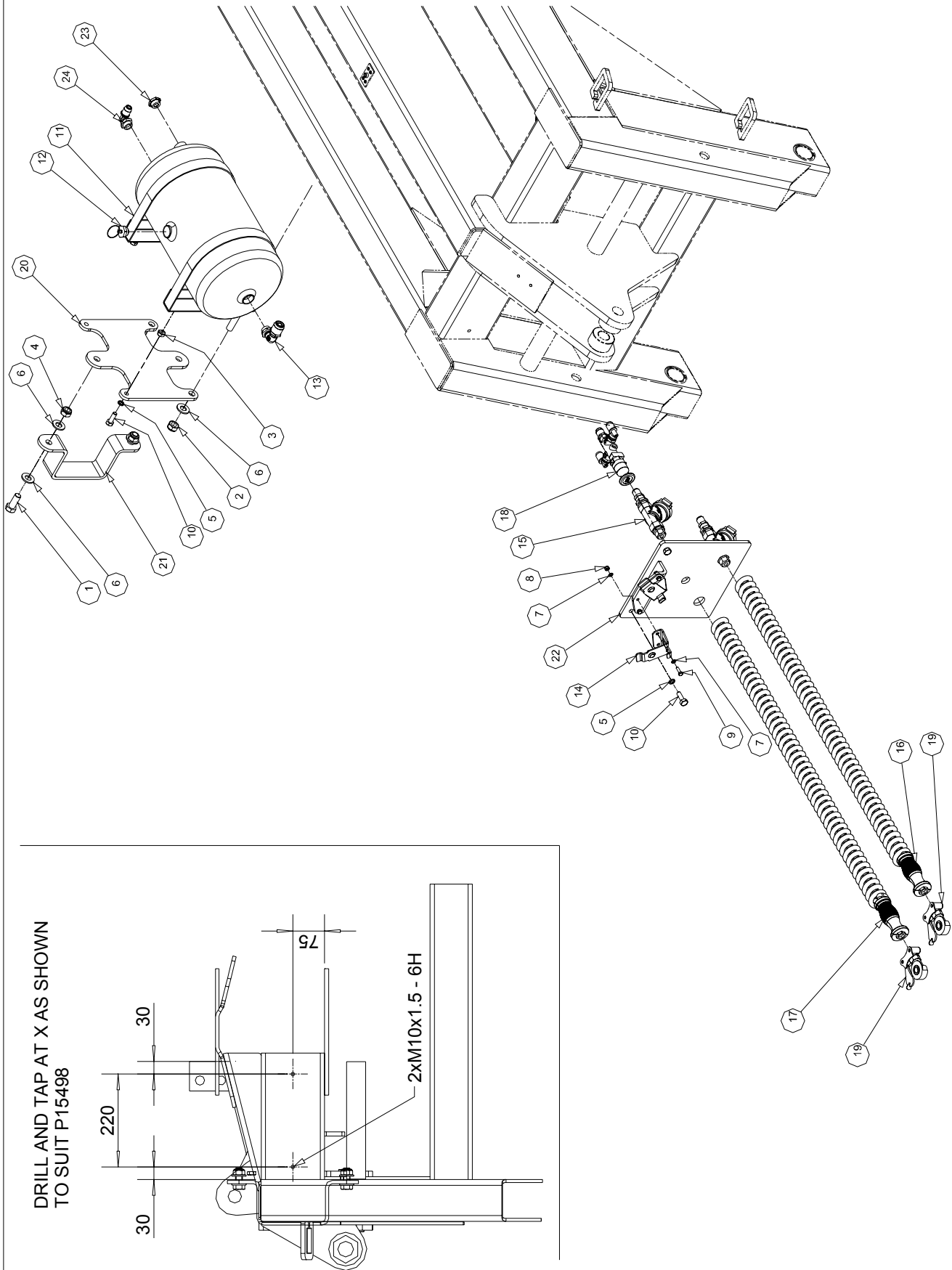
AS2467		FOLLOWING HARROW ASSEMBLY 6.6m R/H		
ITEM	PART NO	DESCRIPTION	QTY	COMMENTS
1	P00874	BOLT M20x70 GR. 8.8	4	
2	P02004	NUT PLAIN M12	4	
3	P02007	NUT LOCK M12	34	
4	P02009	NUT LOCK M20	4	
5	P02037	WASHER SPRING M12	4	
6	P02601	WASHER FLAT M12	34	
7	P02603	WASHER FLAT M20	8	
8	P02652	BOLT M12x90 GR. 8.8	4	
9	P03088	BOLT M12x60 GR. 8.8	4	
10	P03714	BUSH SPRUNG - Ø26xØ20x20	4	
11	P05207	PIN Ø16x73	2	
12	P07544	PLASTIC END CAP 50x50	2	
13	P12783	LYNCH PIN CAT 0	3	
14	P13282	RETAINING PLATE	2	
15	P13283	SCRAPER CLAMP L/H	1	
16	P13284	SCRAPER CLAMP R/H	1	
17	P14400	F/HARROW BEAM: - 15 TINES	1	
18	P14461	U/PRESS F-HARROW CLAMP	2	
19	P14555	PIN Ø12x55	1	
20	P15992	HARROW TINE - DOUBLE	15	
21	P15995	FOLLOWING HARROW ARM	2	
22	P15996	TINE CLAMP PLATE	15	
23	P16000	BOLT U M12 RHS 50x50	15	
24				
25				
26				
27				
28				
29				
30				
31				
32				
33				
34				
35				
36				
37				
38				
39				
40				
41				
42				
43				
44				
45				
46				
47				
48				
49				
50				







AS2972		BRAKED AXLE ASSEMBLY - AIR		
ITEM	PART NO	DESCRIPTION	QTY	COMMENTS
1	P02007	NUT LOCK M12	8	
2	P02035	WASHER SPRING M10	2	
3	P02601	WASHER FLAT M12	16	
4	P03087	BOLT M12x50 GR. 8.8	8	
5	P03112	BOLT M12x150 GR. 8.8	8	
6	P12690	BOLT M10x30 GR. 8.8	2	
7	P13248	BRAKE CHAMBER OIL/AIR	2	
8	P13733	BLANKING CAP 3/8"	2	
9	P14540	DUST CAP	1	
10	P14544	AIR HOSE FITTING M22	1	
11	P14547	AIR HOSE FITTING M22	1	
12	P15189	BRAKED AXLE 6 STUD	1	
13	P15214	RELAY-EMERGENCY VALVE	1	
14	P15495	RETAINING PLATE	2	
15	P15503	BLANKING PLUG - M16	4	
16	P15506	STR FITTING - M16	1	
17	P15508	CHAMBER MOUNT LH	1	
18	P15513	CHAMBER MOUNT RH	1	
19	P15533	M/F REDUCER - M22-M16	2	
20	P15540	TEST POINT M16	1	
21	P15542	FLEXI AIR HOSE - 1000mm	1	
22	P15543	FLEXI AIR HOSE - 500mm	1	
23				
24				
25				
26				
27				
28				
29				
30				
31				
32				
33				
34				
35				
36				
37				
38				
39				
40				
41				
42				
43				
44				
45				
46				
47				
48				
49				
50				



DESCRIPTION:  
AIR TANK AND FITTINGS

MACHINE:-  
X-PRESS

**SIMBA** © 2007


DRAWN:- PJG  
DATE:- 23/03/2007

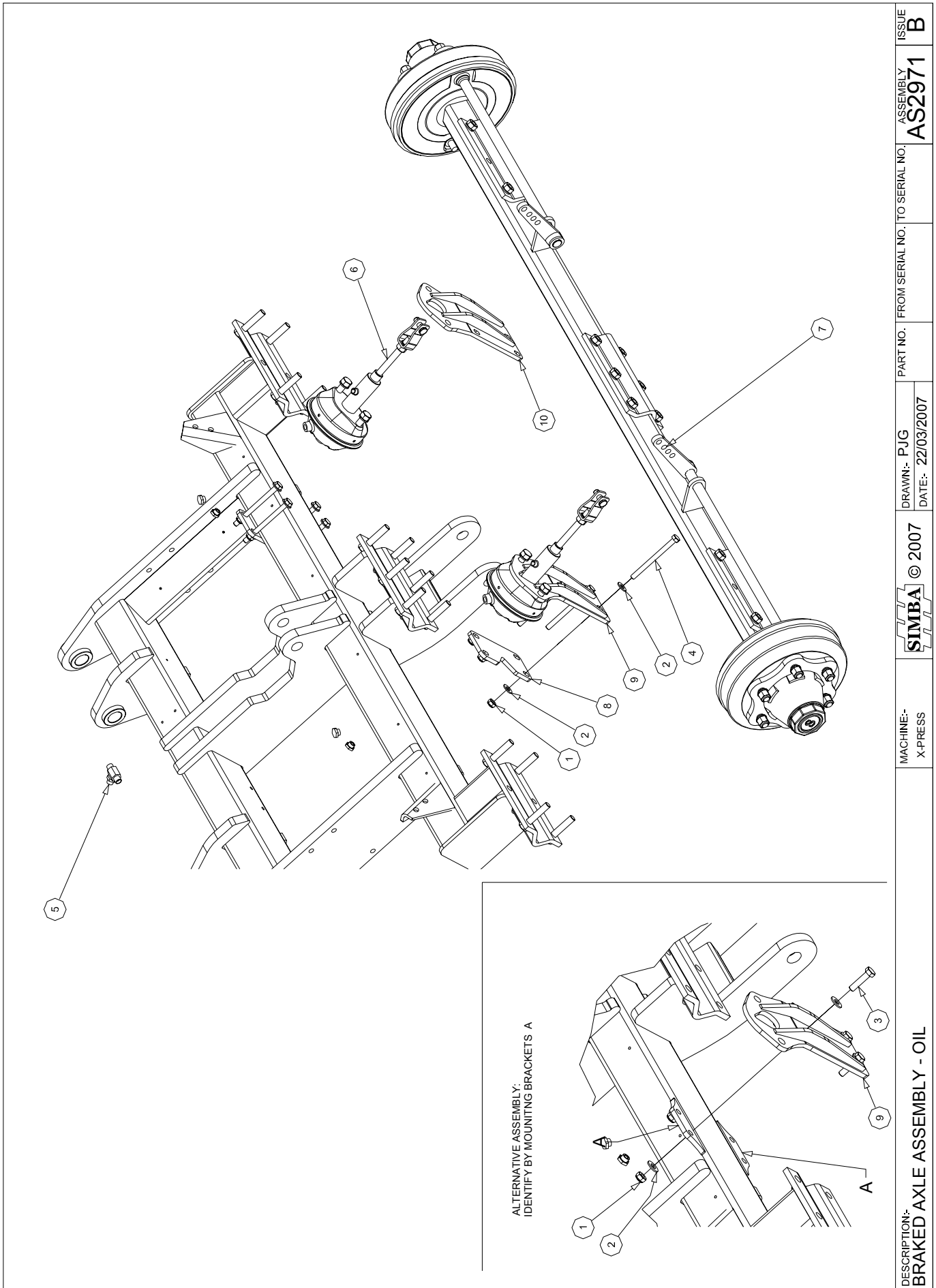
PART NO. FROM SERIAL NO. TO SERIAL NO.

ASSEMBLY NO. **AS2973**

ISSUE **B**




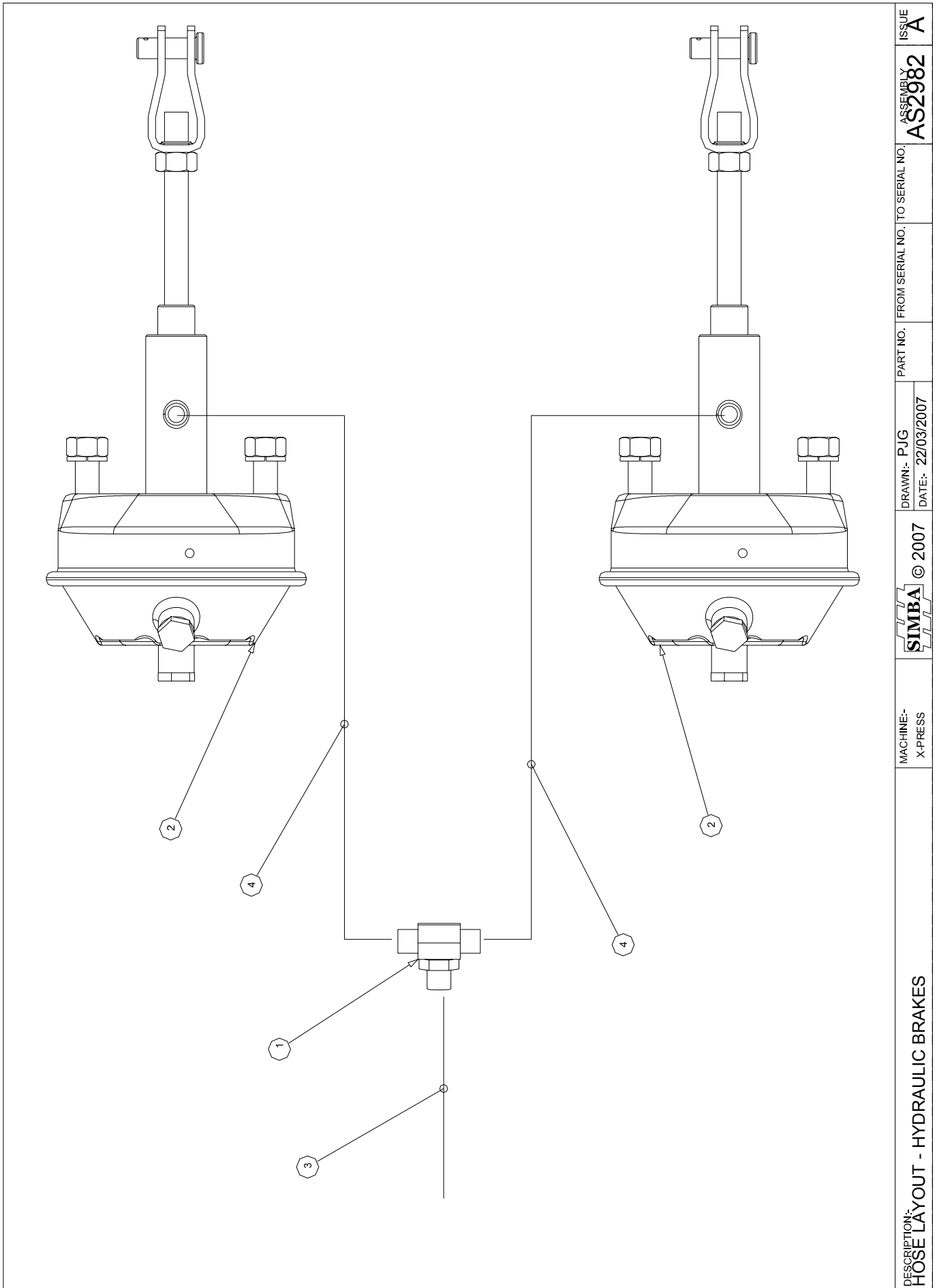
AS2973		AIR TANK AND FITTINGS		
ITEM	PART NO	DESCRIPTION	QTY	COMMENTS
1	P00007	BOLT M16x40 GR. 8.8	2	
2	P01709	NUT STAYTIGHT M16	2	
3	P02003	NUT PLAIN M10	2	
4	P02008	NUT LOCK M16	2	
5	P02035	WASHER SPRING M10	4	
6	P02602	WASHER FLAT M16	6	
7	P05401	WASHER SPRING M6	8	
8	P07981	NUT LOCK M6	4	
9	P10293	BOLT M6x20 GR. 8.8	4	
10	P12690	BOLT M10x30 GR. 8.8	4	
11	P14497	AIR TANK 20L	1	
12	P14542	AIR TANK DRAIN	1	
13	P14547	AIR HOSE FITTING M22	1	
14	P15209	PALM COUPLER STOWAGE	2	
15	P15210	INLINE AIR FILTER	2	
16	P15222	YELLOW AIR LINE	1	
17	P15223	RED AIR LINE	1	
18	P15224	SHUNT VALVE	1	
19	P15225	PALM COUPLING	2	
20	P15496	AIR TANK BRACKET	1	
21	P15497	MOUNTING STRAP	1	
22	P15498	BULKHEAD	1	
23	P15532	BLANKING PLUG	1	
24	P15534	AIR FITTING 90° M16	1	
25				
26				
27				
28				
29				
30				
31				
32				
33				
34				
35				
36				
37				
38				
39				
40				
41				
42				
43				
44				
45				
46				
47				
48				
49				
50				



ISSUE	B
ASSEMBLY	AS2971
FROM SERIAL NO. TO SERIAL NO.	
PART NO.	
DRAWN:- PJG	
DATE:- 22/03/2007	
SIMBA © 2007	
MACHINE:- X-PRESS	
DESCRIPTION:-	BRAKED AXLE ASSEMBLY - OIL



AS2971		BRAKED AXLE ASSEMBLY - OIL		
ITEM	PART NO	DESCRIPTION	QTY	COMMENTS
1	P02007	NUT LOCK M12	8	
2	P02601	WASHER FLAT M12	16	
3	P03087	BOLT M12x50 GR. 8.8	8	
4	P03112	BOLT M12x150 GR. 8.8	8	
5	P09318	T ADAPTOR 3/8" BSP	1	
6	P13248	BRAKE CHAMBER OIL/AIR	2	
7	P15189	BRAKED AXLE 6 STUD	1	
8	P15495	RETAINING PLATE	2	
9	P15508	CHAMBER MOUNT LH	1	
10	P15513	CHAMBER MOUNT RH	1	
11				
12				
13				
14				
15				
16				
17				
18				
19				
20				
21				
22				
23				
24				
25				
26				
27				
28				
29				
30				
31				
32				
33				
34				
35				
36				
37				
38				
39				
40				
41				
42				
43				
44				
45				
46				
47				
48				
49				
50				



DESCRIPTION:-  
HOSE LAYOUT - HYDRAULIC BRAKES

MACHINE:-  
X-PRESS



© 2007


DRAWN:- PJG  
DATE:- 22/03/2007

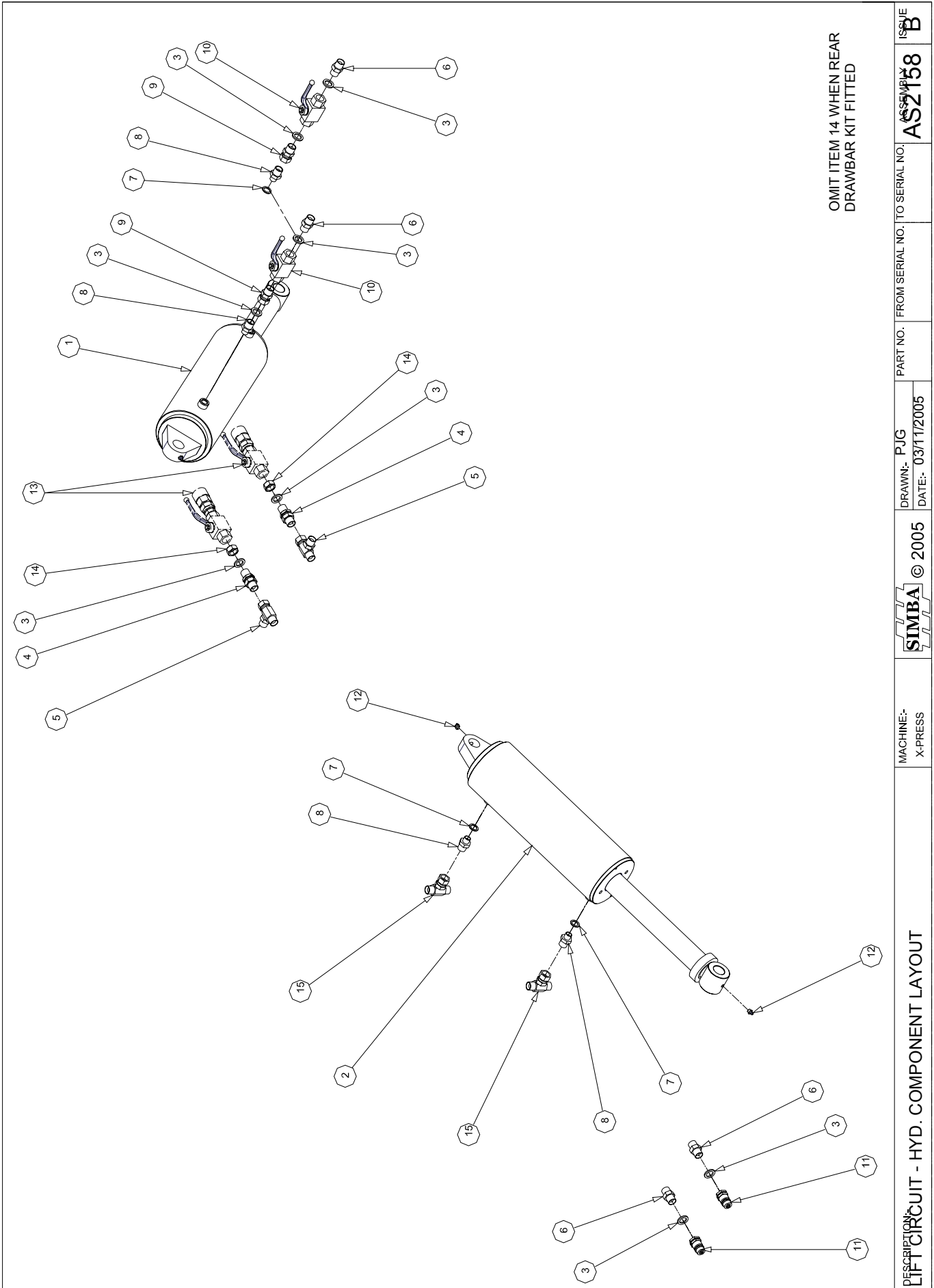
PART NO. FROM SERIAL NO. TO SERIAL NO.

ASSEMBLY  
AS2982

ISSUE  
A




AS2982		HOSE LAYOUT - HYDRAULIC BRAKES		
ITEM	PART NO	DESCRIPTION	QTY	COMMENTS
1	P09318	T ADAPTOR 3/8" BSP	1	
2	P13248	BRAKE CHAMBER OIL/AIR	2	
3	P15544	HA 1/4" X 7900mm	1	
4	P15545	HA 1/4" X 1235mm	2	90° SWEEP ONE END
5				
6				
7				
8				
9				
10				
11				
12				
13				
14				
15				
16				
17				
18				
19				
20				
21				
22				
23				
24				
25				
26				
27				
28				
29				
30				
31				
32				
33				
34				
35				
36				
37				
38				
39				
40				
41				
42				
43				
44				
45				
46				
47				
48				
49				
50				

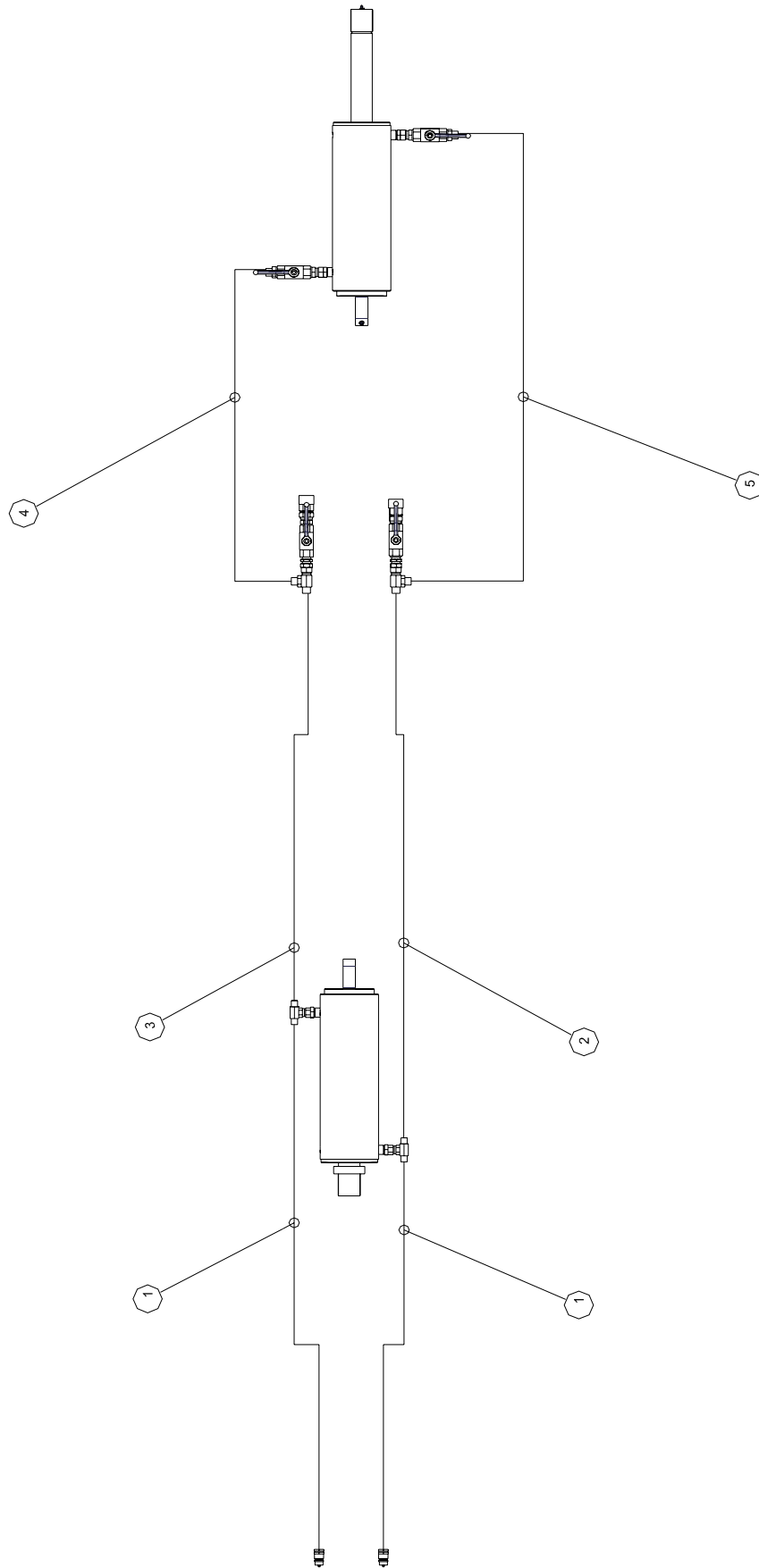


OMIT ITEM 14 WHEN REAR  
DRAWBAR KIT FITTED

DESCRIPTION: <b>LIFT CIRCUIT - HYD. COMPONENT LAYOUT</b>	MACHINE:- X-PRESS	© 2005	DRAWN:- PJG DATE:- 03/11/2005	PART NO.:	FROM SERIAL NO. TO SERIAL NO.:	ASSEMBLY <b>AS2158</b>	ISSUE <b>B</b>



AS2158		LIFT CIRCUIT - HYD. COMPONENT LAYOUT		
ITEM	PART NO	DESCRIPTION	QTY	COMMENTS
1	P12894	CYLINDER Ø120x310	1	
2	P12888	CYLINDER Ø120x310	1	
3	P02263	DOWTY SEAL 1/2" BSP	8	
4	P02735	BULKHEAD 1/2" BSP	2	
5	P06216	ADAPTOR T SFOR 1/2" BSP	2	
6	P00203	ADAPTOR MALE-MALE 1/2" BSP	4	
7	P03687	DOWTY SEAL 3/8" BSP	4	
8	P03686	ADAPTOR MALE - MALE 1/2"-3/8" BSP	4	
9	P00206	ADAPTOR MALE-FEM 1/2" BSP	2	
10	P00774	SHUT OFF TAP 1/2" BSP	2	
11	P00205	QUICK RELEASE MALE - 1/2" BSP	2	
12	P00071	NIPPLE - GREASE	4	
13	AS2359	REAR DRAWBAR HYDRAULICS	1	
14	P14172	BLANKING CAP 1/2"	2	
15	P06217	ADAPTOR T SFOE 1/2" BSP	2	
16				
17				
18				
19				
20				
21				
22				
23				
24				
25				
26				
27				
28				
29				
30				
31				
32				
33				
34				
35				
36				
37				
38				
39				
40				
41				
42				
43				
44				
45				
46				
47				
48				
49				
50				



DESCRIPTION:  
LIFT CIRCUIT - HYD. HOSE LAYOUT

MACHINE:-  
X-PRESS

© 2005


DRAWN:- PJG  
DATE:- 03/11/2005

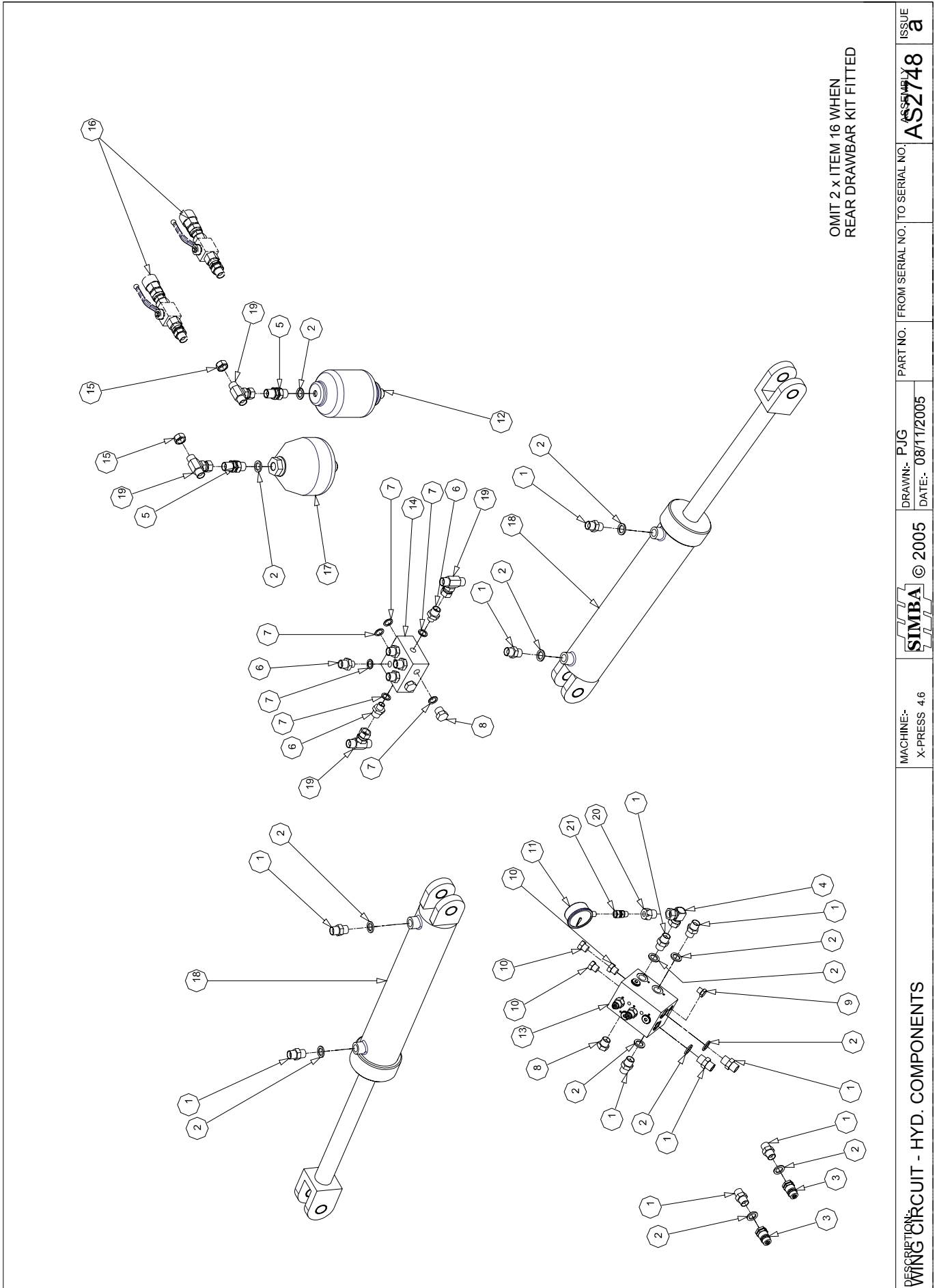
PART NO. FROM SERIAL NO. TO SERIAL NO.

ASSEMBLY  
AS2159

ISSUE  
B



AS2159		LIFT CIRCUIT - HYD. HOSE LAYOUT		
ITEM	PART NO	DESCRIPTION	QTY	COMMENTS
1	P14076	HA 1/2 x 4850 90°	2	
2	P00185	HA 1/2 x 3350	1	
3	P00184	HA 1/2 x 3050	1	
4	P14079	HA 1/2 x 1250 90°/90°	1	
5	P14080	HA 1/2 x 850 90°/90°	1	
6				
7				
8				
9				
10				
11				
12				
13				
14				
15				
16				
17				
18				
19				
20				
21				
22				
23				
24				
25				
26				
27				
28				
29				
30				
31				
32				
33				
34				
35				
36				
37				
38				
39				
40				
41				
42				
43				
44				
45				
46				
47				
48				
49				
50				



OMIT 2 x ITEM 16 WHEN  
REAR DRAWBAR KIT FITTED

DESCRIPTION: WING CIRCUIT - HYD. COMPONENTS

MACHINE:-  
X-PRESS 4.6


**SIMBA** © 2005

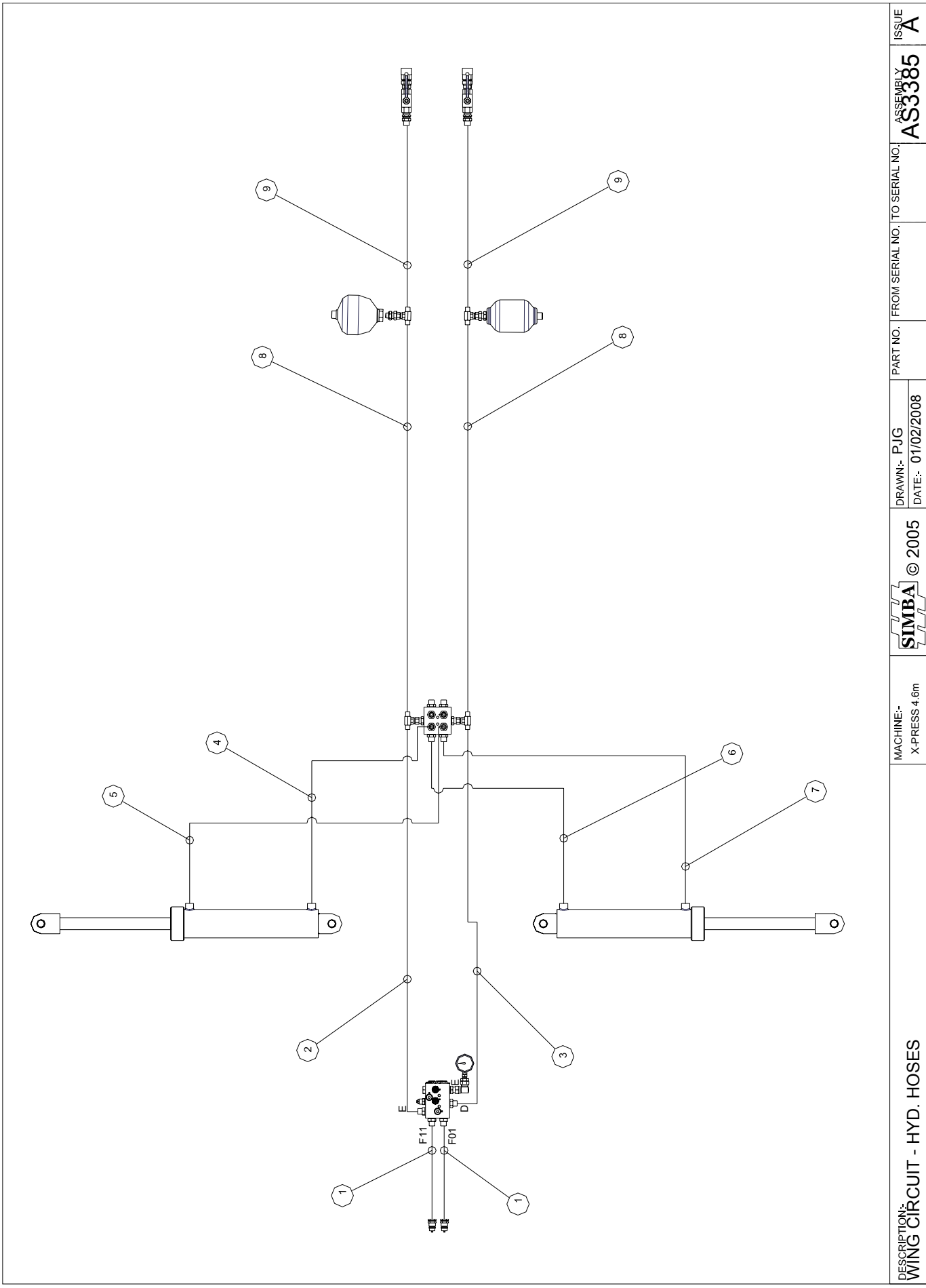
DRAWN:- PJG  
DATE:- 08/17/2005

PART NO. FROM SERIAL NO. TO SERIAL NO.

ASSEMBLY  
**AS2748**


ISSUE  
**a**

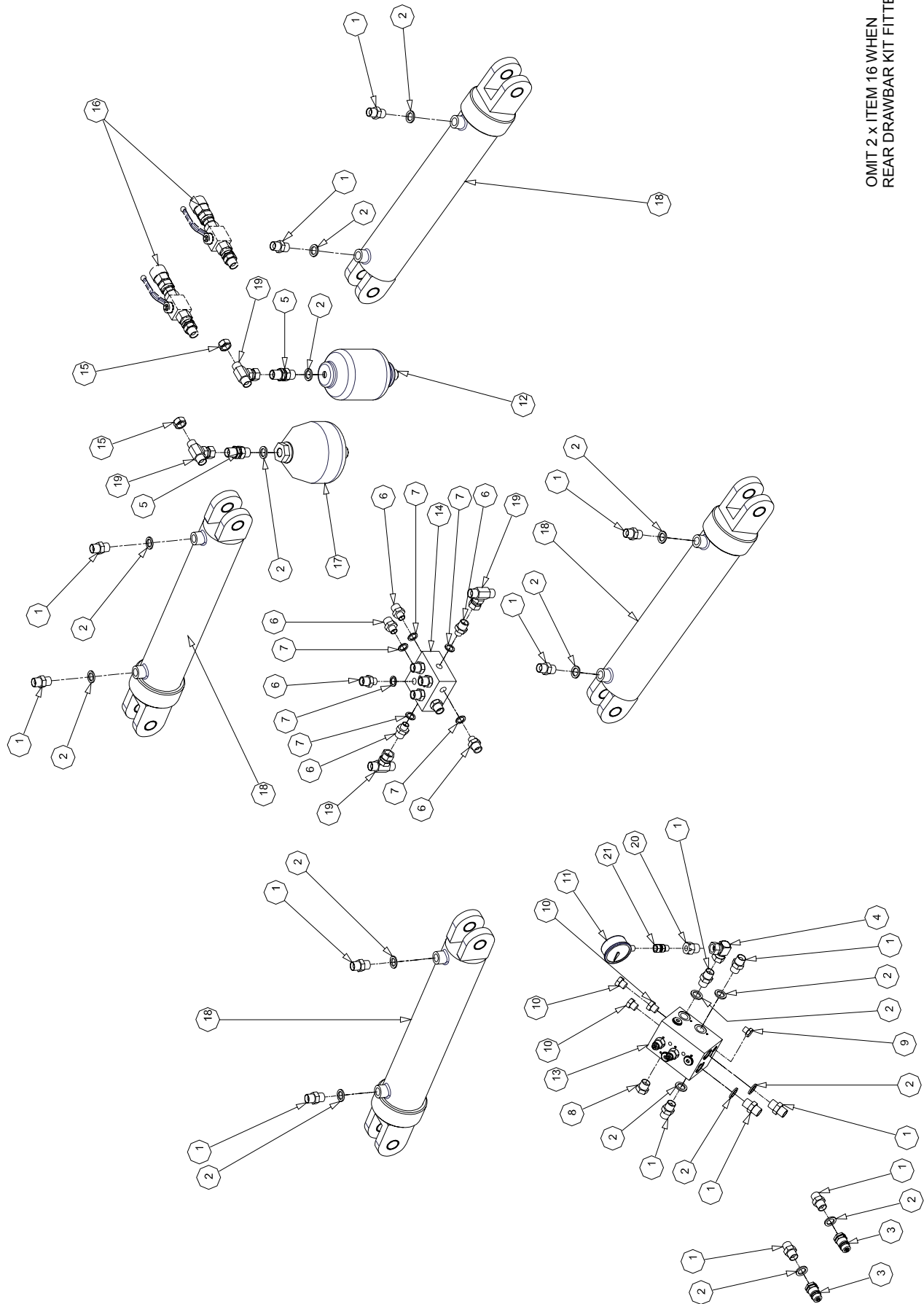
AS2748		WING CIRCUIT HYDRAULICS 4.6M X-PRESS		
ITEM	PART NO	DESCRIPTION	QTY	COMMENTS
1	P00203	ADAPTOR MALE-MALE 1/2" BSP	11	
2	P02263	DOWTY SEAL 1/2" BSP	13	
3	P00205	QUICK RELEASE MALE - 1/2" BSP	2	
4	P02733	ELBOW 1/2" BSP - F-F	1	
5	P02735	BULKHEAD 1/2" BSP	2	
6	P03686	ADAPTOR MALE - MALE 1/2"-3/8" BSP	6	
7	P03687	DOWTY SEAL 3/8" BSP	10	
8	P06219	BLANKING PLUG 1/2" BSP	5	
9	P06268	BLANKING PLUG - 1/4" BSP	1	
10	P07977	BLANKING PLUG 3/8" BSP	3	
11	P09117	PRESSURE GAUGE 250BAR	1	
12	P11785	ACCUMULATOR 0.7L 10 BAR	1	
13	P12056	DOC + PR RED. MANIFOLD	1	
14	P14090	CONNECTOR BLOCK 3/8" BSP	1	
15	P14172	BLANKING CAP 1/2"	2	
16	AS2358	REAR DRAWBAR HYDRAULICS	1	
17	P08838	ACCUMULATOR 1.4L DIAPHRAGM 10b	1	
18	P12786	CYLINDER - Ø90x400 - 45	2	
19	P06217	ADAPTOR T SFOE 1/2" BSP	4	
20	P08516	GAUGE ADAPTOR 1/4" BSP	1	
21	P09116	GAUGE ADAPTER 1/4" x 1/4" BSP	1	
22				
23				
24				
25				
26				
27				
28				
29				
30				
31				
32				
33				
34				
35				
36				
37				
38				
39				
40				
41				
42				
43				
44				
45				
46				
47				
48				
49				
50				



DESCRIPTION: WING CIRCUIT - HYD. HOSES	MACHINE:- X-PRESS 4.6m	© 2005	DRAWN:- PJG DATE:- 01/02/2008	PART NO. FROM SERIAL NO. TO SERIAL NO.	ASSEMBLY AS3385	ISSUE A
---	---------------------------	--------	----------------------------------	--	--------------------	------------



AS3385		HYD. HOSE LAYOUT - X-PRESS 4.6m		
ITEM	PART NO	DESCRIPTION	QTY	COMMENTS
1	P14076	HA 1/2" x 4850 90°	2	
2	P14081	HA 1/2" x 2050 90°	1	
3	P14082	HA 1/2" x 1950 90°	1	
4	P14083	HA 1/2" x 650 90°/90°	1	
5	P14084	HA 1/2" x 1050 90°/90°	1	
6	P14621	HA 1/2" x 650 90°/90° @ 90°	1	
7	P14622	HA 1/2" x 1050 90°/90° @ 90°	1	
8	P10199	HA 1/2" x 650	2	
9	P14086	HA 1/2" x 300	2	
10				
11				
12				
13				
14				
15				
16				
17				
18				
19				
20				
21				
22				
23				
24				
25				
26				
27				
28				
29				
30				
31				
32				
33				
34				
35				
36				
37				
38				
39				
40				
41				
42				
43				
44				
45				
46				
47				
48				
49				
50				



OMIT 2 x ITEM 16 WHEN  
REAR DRAWBAR KIT FITTED

DESCRIPTION  
WING CIRCUIT - HYD. COMPONENTS

MACHINE:-  
X-PRESS


**SIMBA** © 2005

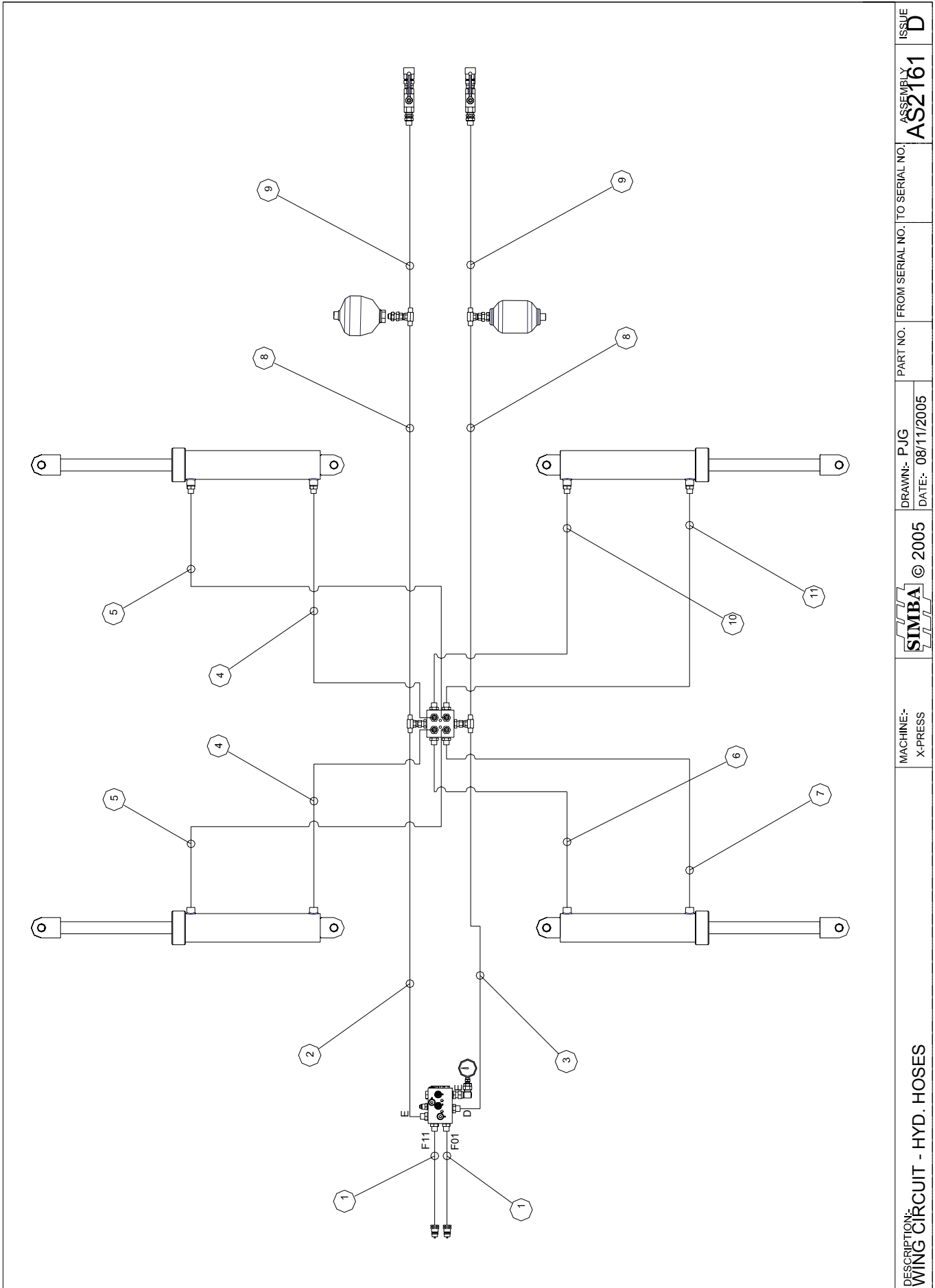
DRAWN:- PJG  
DATE:- 08/11/2005

PART NO. FROM SERIAL NO. TO SERIAL NO.  
**AS2160**

ISSUE  
**B**




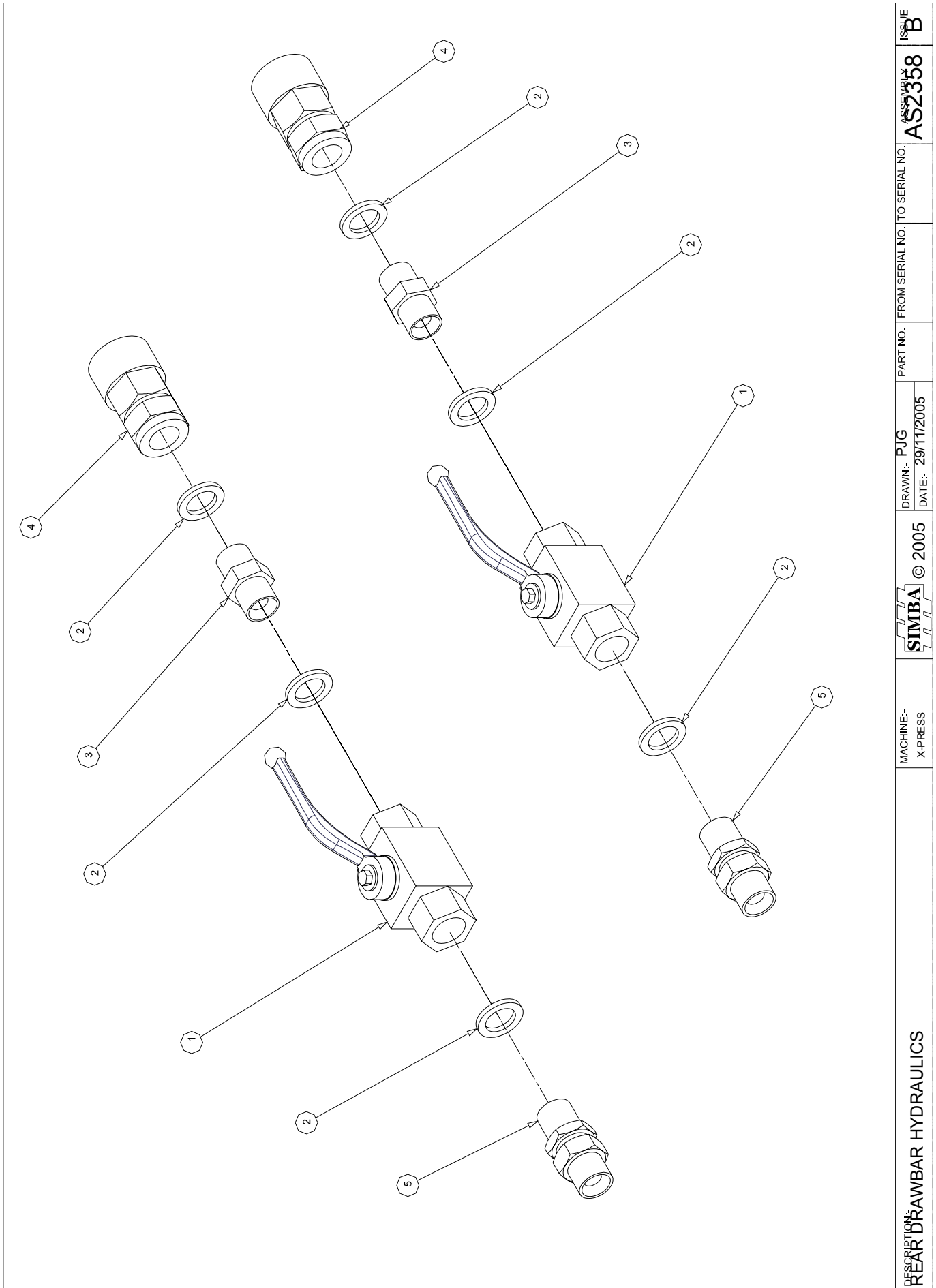
AS2160		WING CIRCUIT - HYD. COMPONENTS		
ITEM	PART NO	DESCRIPTION	QTY	COMMENTS
1	P00203	ADAPTOR MALE-MALE 1/2" BSP	15	
2	P02263	DOWTY SEAL 1/2" BSP	17	
3	P00205	QUICK RELEASE MALE - 1/2" BSP	2	
4	P02733	ELBOW 1/2" BSP - F-F	1	
5	P02735	BULKHEAD 1/2" BSP	2	
6	P03686	ADAPTOR MALE - MALE 1/2"-3/8" BSP	10	
7	P03687	DOWTY SEAL 3/8" BSP	10	
8	P06219	BLANKING PLUG 1/2" BSP	1	
9	P06268	BLANKING PLUG - 1/4" BSP	1	
10	P07977	BLANKING PLUG 3/8" BSP	3	
11	P09117	PRESSURE GAUGE 250BAR	1	
12	P11785	ACCUMULATOR 0.7L 10 BAR	1	
13	P12056	DOC + PR RED. MANIFOLD	1	
14	P14090	CONNECTOR BLOCK 3/8" BSP	1	
15	P14172	BLANKING CAP 1/2"	2	
16	AS2358	REAR DRAWBAR HYDRAULICS	1	
17	P08838	ACCUMULATOR 1.4L DIAPHRAGM 10b	1	
18	P12786	CYLINDER - Ø90x400 - 45	4	2 ONLY ON 4.6m
19	P06217	ADAPTOR T SFOE 1/2" BSP	4	
20	P08516	GAUGE ADAPTOR 1/4" BSP	1	
21	P09116	GAUGE ADAPTOR 1/4" x 1/4" BSP	1	
22				
23				
24				
25				
26				
27				
28				
29				
30				
31				
32				
33				
34				
35				
36				
37				
38				
39				
40				
41				
42				
43				
44				
45				
46				
47				
48				
49				
50				



DESCRIPTION: WING CIRCUIT - HYD. HOSES	MACHINE:- X-PRESS	© 2005	DRAWN:- PJG DATE:- 08/11/2005	PART NO.	FROM SERIAL NO. TO SERIAL NO.	ASSEMBLY AS2161	ISSUE D



AS2161		WING CIRCUIT - HYD. HOSES 5.5m & 6.6m		
ITEM	PART NO	DESCRIPTION	QTY	COMMENTS
1	P14076	HA 1/2" x 4850 90°	2	
2	P14081	HA 1/2" x 2050 90°	1	
3	P14082	HA 1/2" x 1950 90°	1	
4	P14083	HA 1/2" x 650 90°/90°	2	
5	P14084	HA 1/2" x 1050 90°/90°	2	
6	P14621	HA 1/2" x 650 90/90 @ 90°	1	
7	P14622	HA 1/2" x 1050 90/90 @ 90°	1	
8	P10199	HA 1/2" x 650	2	
9	P14086	HA 1/2" x 300	2	
10	P15253	HA 1/2" x 650 90°/90° @ 270°	1	
11	P15254	A 1/2" x 1050 90°/90° @ 270°	1	
12				
13				
14				
15				
16				
17				
18				
19				
20				
21				
22				
23				
24				
25				
26				
27				
28				
29				
30				
31				
32				
33				
34				
35				
36				
37				
38				
39				
40				
41				
42				
43				
44				
45				
46				
47				
48				
49				
50				



DESCRIPTION  
REAR DRAWBAR HYDRAULICS

MACHINE:-  
X-PRESS



© 2005

DRAWN:- PJG  
DATE:- 29/11/2005


PART NO.

FROM SERIAL NO. TO SERIAL NO.

AS2358

ISSUE  
B



AS2358		REAR DRAWBAR HYDRAULICS		
ITEM	PART NO	DESCRIPTION	QTY	COMMENTS
1	P00774	SHUT OFF TAP 1/2" BSP	2	
2	P02263	DOWTY SEAL 1/2" BSP	6	
3	P00203	ADAPTOR MALE-MALE 1/2" BSP	2	
4	P02730	QUICK RELEASE FEM. 1/2" BSP	2	
5	P02735	BULKHEAD 1/2" BSP	2	
6				
7				
8				
9				
10				
11				
12				
13				
14				
15				
16				
17				
18				
19				
20				
21				
22				
23				
24				
25				
26				
27				
28				
29				
30				
31				
32				
33				
34				
35				
36				
37				
38				
39				
40				
41				
42				
43				
44				
45				
46				
47				
48				
49				
50				



<b>X-PRESS - TRAILED</b>						
		<b>MODEL</b>				
<b>PART DESCRIPTION</b>	<b>PART NUMBER</b>	<b>4.6m</b>	<b>5.5m</b>	<b>6.6m</b>	<b>8.0m</b>	<b>10.0m</b>
<b>DISC BLADES</b>						
DISC BLADE Ø515x6	P11462	34	42	50	62	80
DISC BLADE Ø457x6	P14216	2	2	2	N/A	N/A
BOLT M12x20x1.25 FINE	P15926	180	210	250	310	400
WASHER SPRING M12	P02037	180	210	250	310	400
<b>ERADICATOR TINE ELEMENTS</b>						
ERADICATOR TINE	P12628	6	6	6	N/A	N/A
POINT 1/2" REVERSIBLE	P03017	6	6	6	N/A	N/A
BOLT 7/16" UNFx75	P03448	12	12	12	N/A	N/A
NUT LOCK 7/16" UNF	P07131	12	12	12	N/A	N/A
<b>LEVELLING BOARD ELEMENTS</b>						
LEVELLING BOARD WEAR PLATE	P13417	N/A	N/A	N/A	33	43
BOLT M10x35 DOME SQ	P13406	N/A	N/A	N/A	66	86
NUT TOOTHED M10	P13409	N/A	N/A	N/A	66	86
<b>DD ROLL SCRAPERS</b>						
SCRAPER - 1	P09558	18	20	24	N/A	N/A
SCRAPER - 1 1/2	P10029	2	2	2	N/A	N/A
SCRAPER STEM RH	P09559	5	7	9	N/A	N/A
SCRAPER STEM LH	P09560	4	7	9	N/A	N/A
SCRAPER STEM	P13910	N/A	N/A	N/A	19	21
SCRAPER STEM - SHORT	P13403	N/A	N/A	N/A	8	12
SCRAPER - 1 1/2	P13507	N/A	N/A	N/A	8	12
SCRAPER - 1	P13409	N/A	N/A	N/A	21	25
SCRAPER STEM - CRANKED	P13911	N/A	N/A	N/A	3	5
<b>DD RINGS</b>						
RING - DD700	P08994	40	48	56	68	88