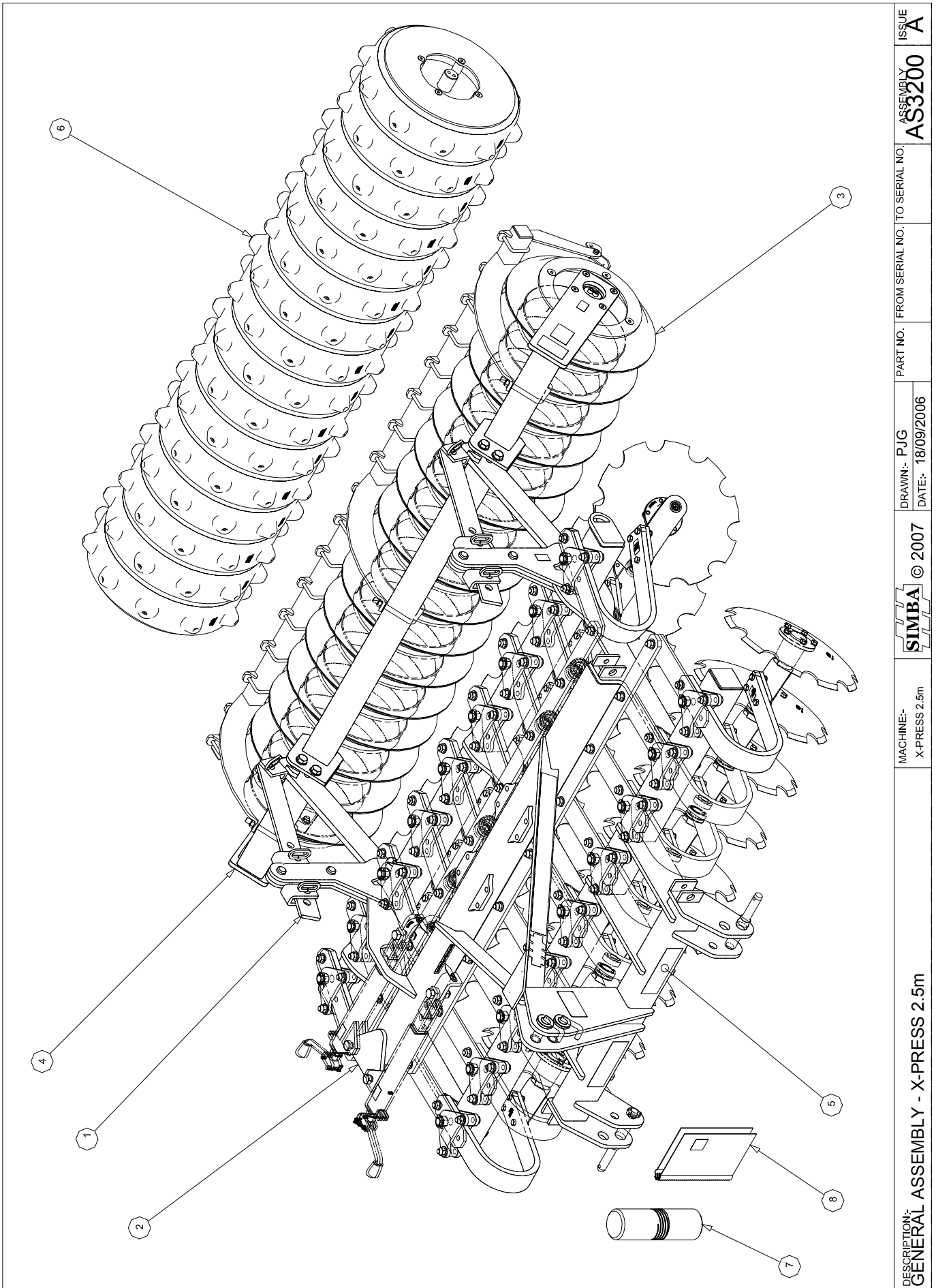


7. Parts & Assembly

Table of contents

Main Assembly	36
2.5m Mounted X-Press (Rigid)	36
3m Mounted X-Press (Rigid)	38
4m Mounted X-Press (Rigid)	40
4m Mounted X-Press (Folding)	42
Frames	44
2.5m Mounted X-Press (Rigid) Mainframe	44
3m Mounted X-Press (Rigid) Mainframe	46
4m Mounted X-Press (Rigid) Mainframe	48
4m Mounted X-Press (Folding) Mainframe	50
4m Mounted X-Press (Folding) LH Wing	52
4m Mounted X-Press (Folding) RH Wing	54
Discs	56
Disc Unit Assembly LH	56
Disc Unit Assembly RH	58
Disc Arm Assembly LH	60
Disc Arm Assembly RH	62
Roll	64
Roll Linkage Assembly	64
2.5m Roll Frame Assembly (Rigid)	66
2.5m DD Light Roll Assembly (Rigid)	68
2.5m Aqueel 2 Roll Assembly (Rigid)	70
3m Roll Frame Assembly (Rigid)	72
3m DD Light Roll Assembly (Rigid)	74
3m Aqueel 2 Roll Assembly (Rigid)	76
4m Roll Frame Assembly (Rigid)	78
4m DD Light Roll Assembly (Rigid)	80
4m Aqueel 2 Roll Assembly (Rigid)	82
4m Roll Frame Assembly LH (Folding)	84
4m Roll Frame Assembly RH (Folding)	86
4m DD Light Roll Assembly LH (Folding)	88
4m DD Light Roll Assembly RH (Folding)	90
4m Aqueel 2 Roll Assembly (Folding)	92
Hydraulics (4m Folding only)	94
Hydraulic Components	94
Hydraulic Hose Layout	96
Stickers	98
2.5m Sticker Kit	98
3m Sticker Kit	100
4m (Rigid) Sticker Kit	102
4m (Folding) Sticker Kit	104
Parts Reference Table	106



DESCRIPTION:-
GENERAL ASSEMBLY - X-PRESS 2.5m

MACHINE:-
X-PRESS 2.5m

SIMBA © 2007


DRAWN:- PJG
DATE:- 18/09/2006

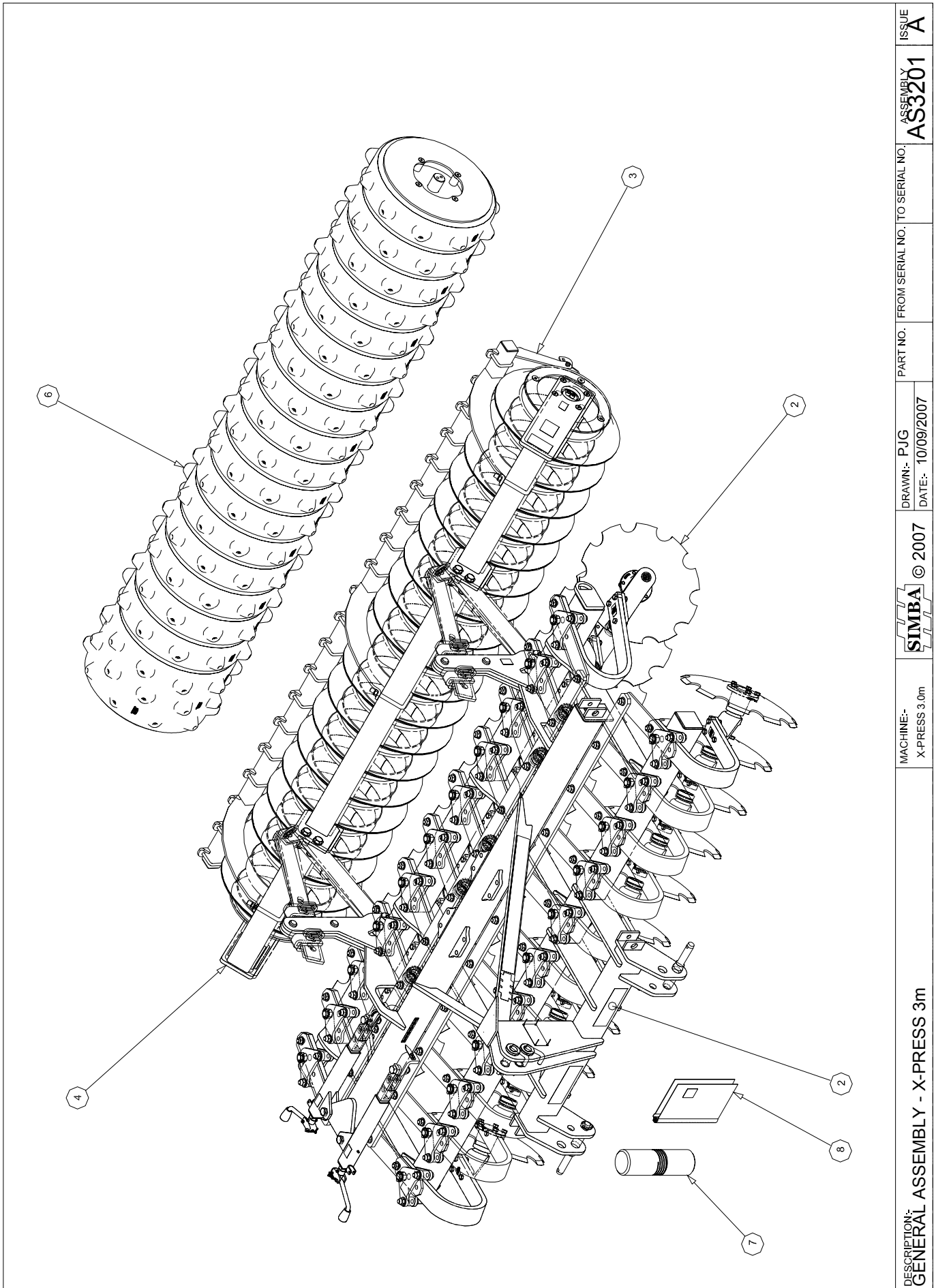
PART NO. FROM SERIAL NO. TO SERIAL NO.

ASSEMBLY
AS3200

ISSUE
A



AS3200		GENERAL ASSEMBLY - 2.5m			
ITEM	PART NO	DESCRIPTION	QTY	COMMENTS	
1	AS2705	ROLL LINKAGE	2		
2	AS3204	CHASSIS ASSEMBLY	1		
3	AS3212	DDLIGHT ROLL ASSEMBLY	1		
4	AS3217	ROLL FRAME 2.5m	1		
5	AS3222	STICKER ASSEMBLY - X-PRESS 2.5m	1	P15938	
6	AS3235	AQUEEL 2 ROLL ASSEMBLY	1		
7	P13013	MANUAL CASE Ø100	1		
8	P15843	MANUAL - X-PRESS 2008	1		
9					
10					
11					
12					
13					
14					
15					
16					
17					
18					
19					
20					
21					
22					
23					
24					
25					
26					
27					
28					
29					
30					
31					
32					
33					
34					
35					
36					
37					
38					
39					
40					
41					
42					
43					
44					
45					
46					
47					
48					
49					
50					



DESCRIPTION:-
GENERAL ASSEMBLY - X-PRESS 3m

MACHINE:-
X-PRESS 3.0m


SIMBA © 2007

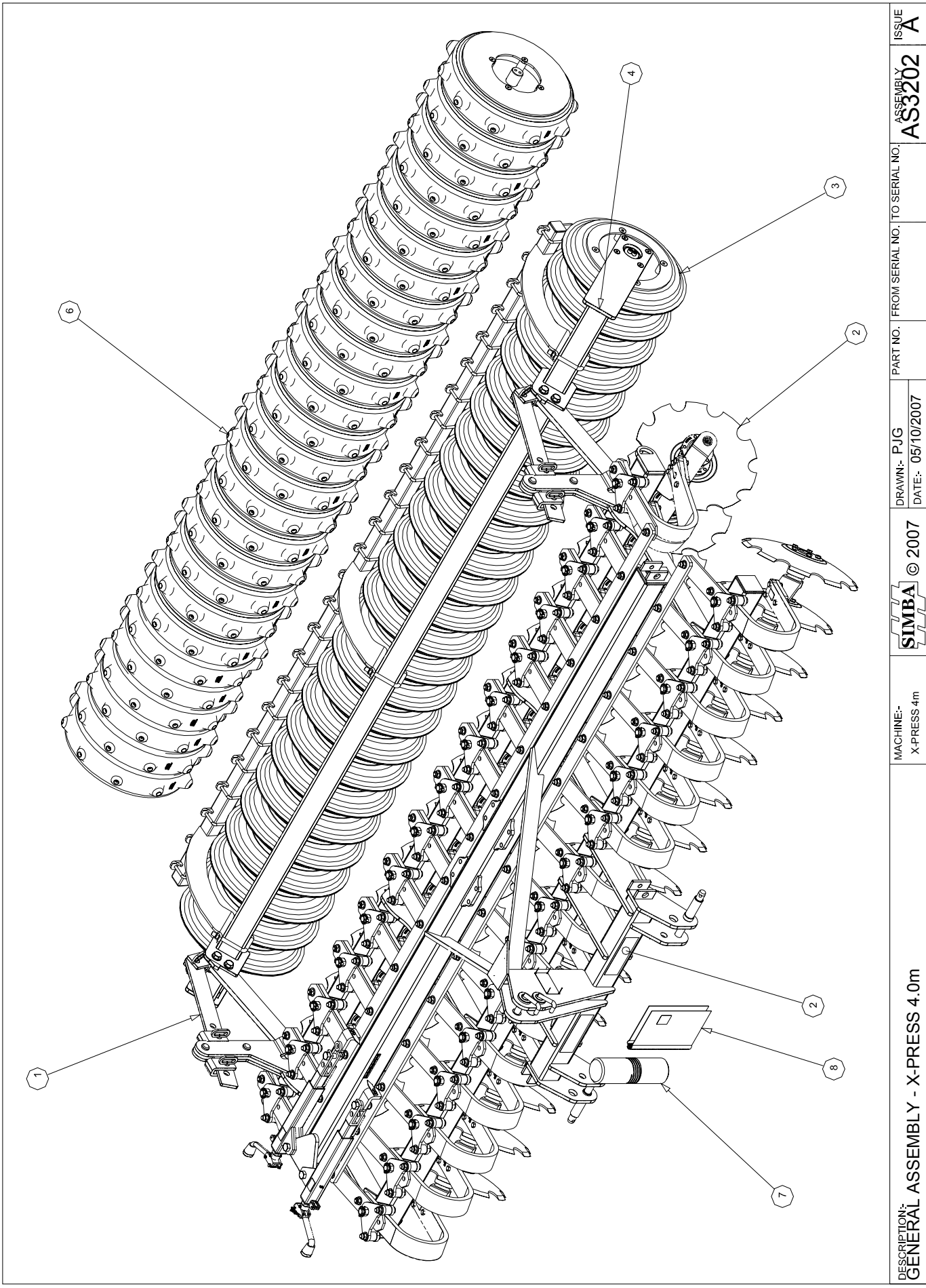
DRAWN:- P.J.G
DATE:- 10/09/2007

PART NO. FROM SERIAL NO. TO SERIAL NO.

ASSEMBLY
AS3201


ISSUE
A


AS3201		GENERAL ASSEMBLY - 3.0m		
ITEM	PART NO	DESCRIPTION	QTY	COMMENTS
1	AS2705	ROLL LINKAGE	2	
2	AS3205	CHASSIS ASSEMBLY	1	
3	AS3213	DDLIGHT ROLL 3.0m	1	
4	AS3218	ROLL FRAME ASSEMBLY - 3.0m	1	
5	AS3223	STICKER ASSEMBLY - X-PRESS 3.0m	1	P15939
6	AS3236	AQUEEL 2 ROLL ASSEMBLY	1	
7	P13013	MANUAL CASE Ø100	1	
8	P15843	MANUAL - X-PRESS 2008	1	
9				
10				
11				
12				
13				
14				
15				
16				
17				
18				
19				
20				
21				
22				
23				
24				
25				
26				
27				
28				
29				
30				
31				
32				
33				
34				
35				
36				
37				
38				
39				
40				
41				
42				
43				
44				
45				
46				
47				
48				
49				
50				



DESCRIPTION:- GENERAL ASSEMBLY - X-PRESS 4.0m	MACHINE:- X-PRESS 4m	© 2007	DRAWN:- P.J.G DATE:- 05/10/2007	PART NO. FROM SERIAL NO. TO SERIAL NO.	ASSEMBLY AS3202	ISSUE A
---	-------------------------	--------	------------------------------------	--	---------------------------	-------------------



AS3202		GENERAL ASSEMBLY 4.0m		
ITEM	PART NO	DESCRIPTION	QTY	COMMENTS
1	AS2705	ROLL LINKAGE	2	
2	AS3206	CHASSIS ASSEMBLY	1	
3	AS3214	DDLIGHT ROLL 4.0m	1	
4	AS3219	ROLL FRAME 4.0m	1	
5	AS3224	STICKER ASSEMBLY - X-PRESS 4.0m	1	P15940
6	AS3237	AQUEEL ROLL 2 ASSEMBLY - 4.0m	1	
7	P13013	MANUAL CASE Ø100	1	
8	P15843	MANUAL - X-PRESS 2008	1	
9				
10				
11				
12				
13				
14				
15				
16				
17				
18				
19				
20				
21				
22				
23				
24				
25				
26				
27				
28				
29				
30				
31				
32				
33				
34				
35				
36				
37				
38				
39				
40				
41				
42				
43				
44				
45				
46				
47				
48				
49				
50				



DESCRIPTION:-
GENERAL ASSEMBLY - X-PRESS 4.0m FW

MACHINE:-
X-PRESS 4.0m FW


© 2007

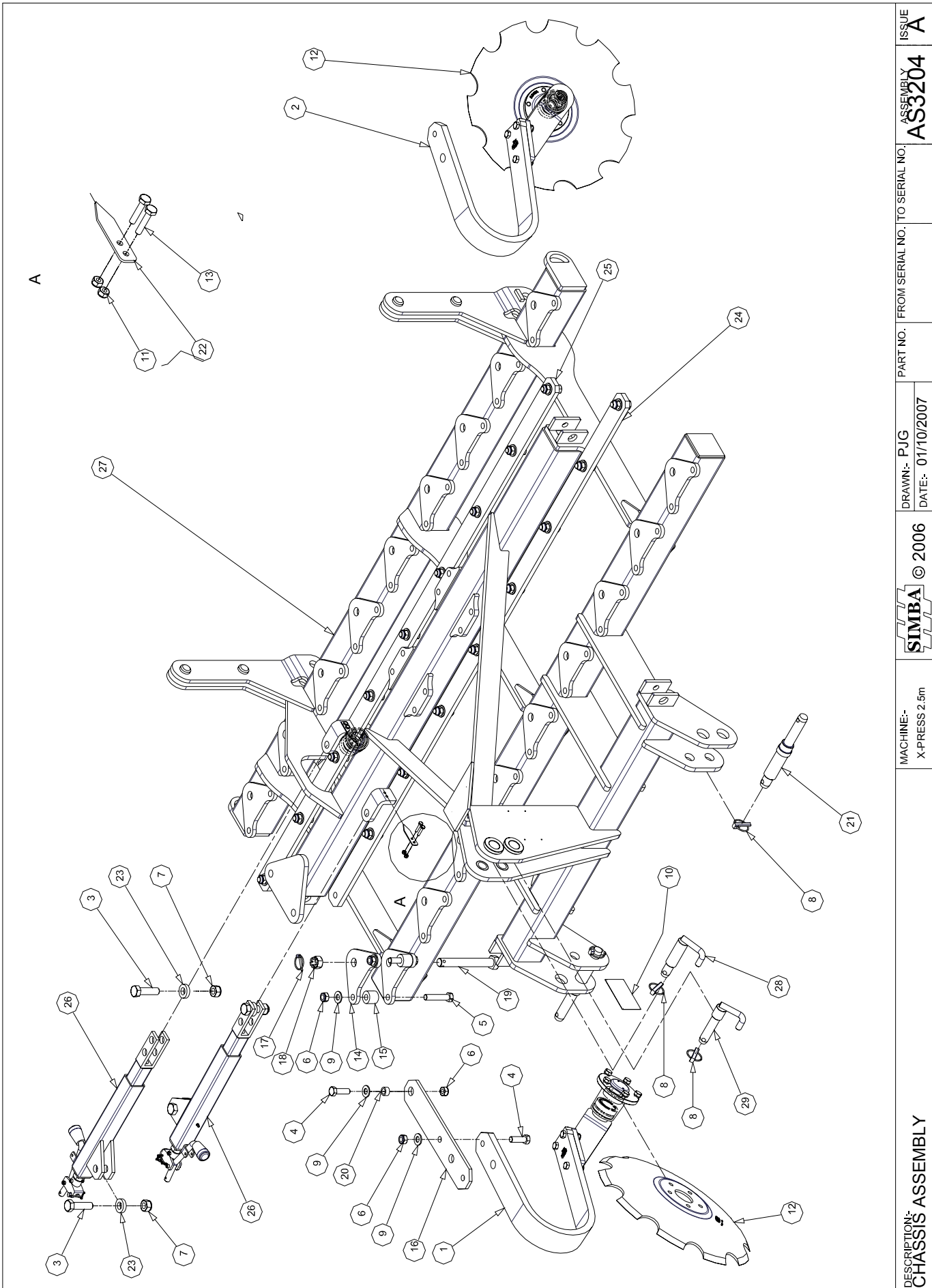
DRAWN:- P J G
DATE:- 10/09/2007

PART NO. FROM SERIAL NO. TO SERIAL NO.

ASSEMBLY
AS3203

ISSUE
A

AS3203		GENERAL ASSEMBLY - 4.0m FW		
ITEM	PART NO	DESCRIPTION	QTY	COMMENTS
1	AS2705	ROLL LINKAGE	4	
2	AS2737	HYDRAULLIC COMPONENTS	1	
3	AS3207	CHASSIS ASSEMBLY	1	
4	AS3208	WNG ASSEMBLY RH	1	
5	AS3209	WING ASSEMBLY LH	1	
6	AS3215	DDLIGHT ROLL RH	1	
7	AS3216	DDLIGHT ROLL LH	1	
8	AS3220	ROLL FRAME ASSEMBLY LH	1	
9	AS3221	ROLL FRAME ASSEMBLY RH	1	
10	AS3225	STICKER ASSEMBLY - X-PRESS 4.0m FW	1	
11	AS3238	AQUEEL 2 ROLL	2	
12	P13013	MANUAL CASE Ø100	1	
13	P14192	HYDRAULIC KIT - X-PRESS 4.0m FW	1	
14	P15843	MANUAL - X-PRESS 2008	1	
15				
16				
17				
18				
19				
20				
21				
22				
23				
24				
25				
26				
27				
28				
29				
30				
31				
32				
33				
34				
35				
36				
37				
38				
39				
40				
41				
42				
43				
44				
45				
46				
47				
48				
49				
50				



DESCRIPTION:
CHASSIS ASSEMBLY

MACHINE:-
X-PRESS 2.5m


SIMBA © 2006

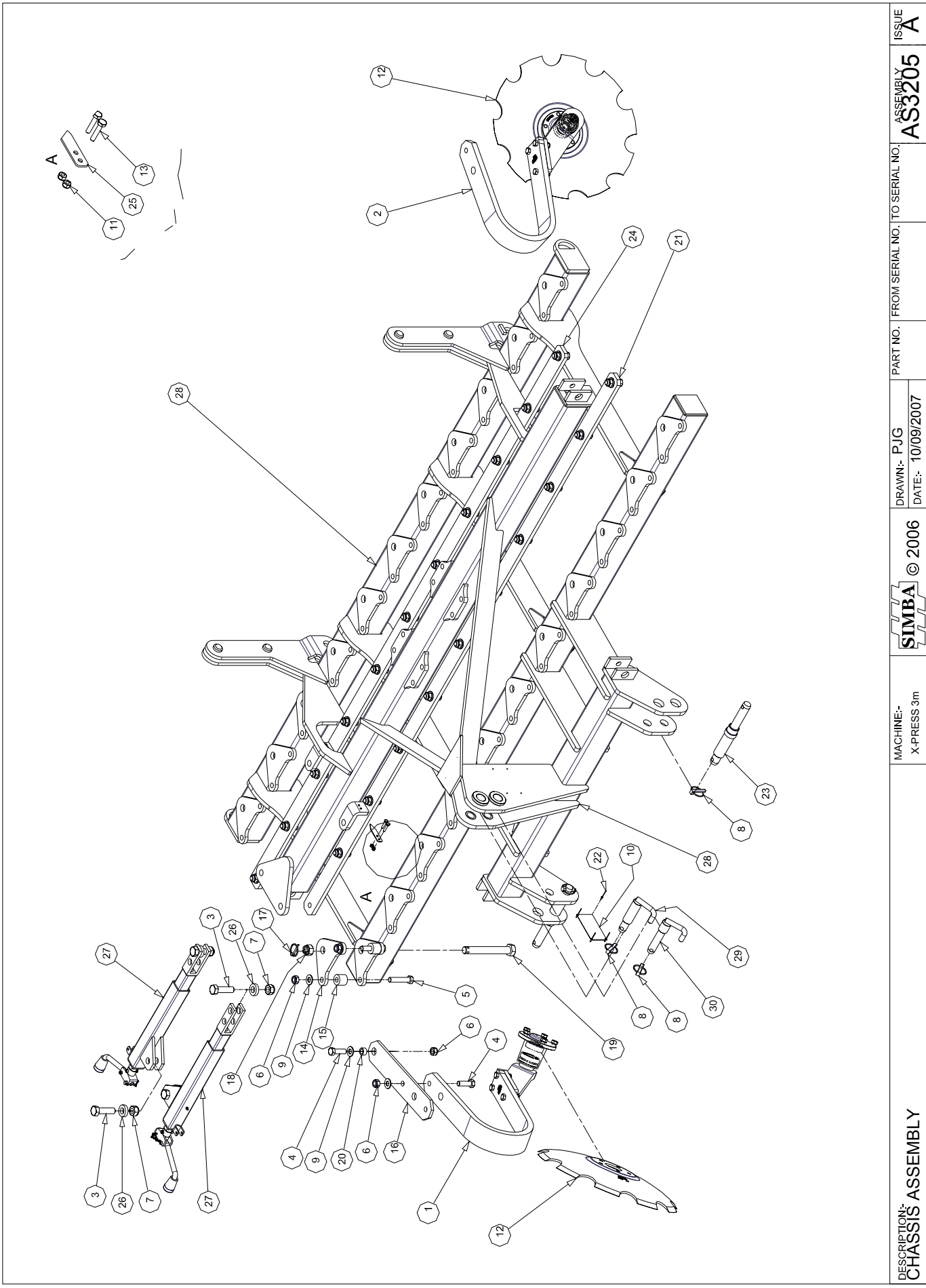
DRAWN:- PJG
DATE:- 01/10/2007

PART NO. FROM SERIAL NO. TO SERIAL NO.


ASSEMBLY
AS3204

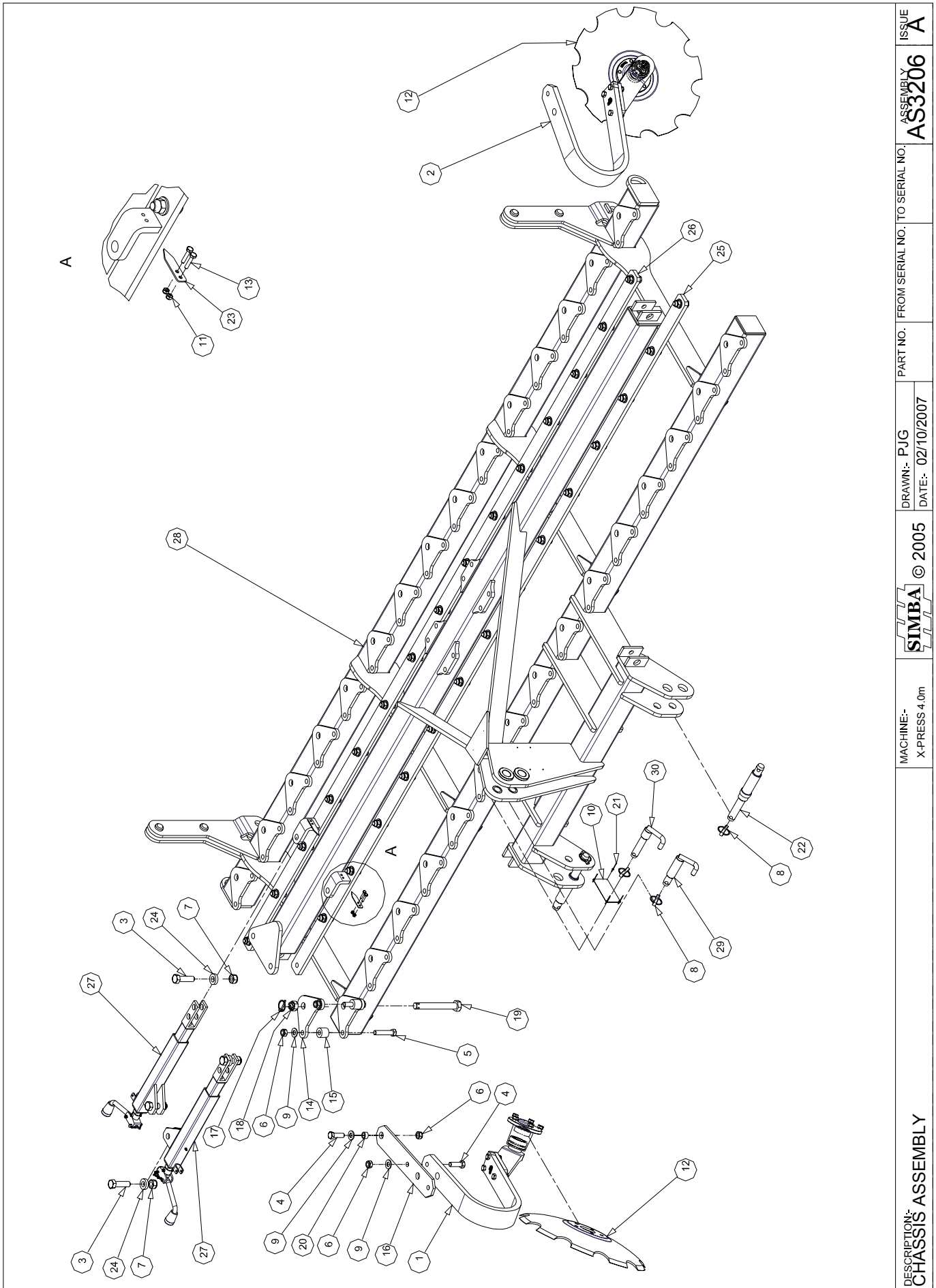
ISSUE
A

AS3204		CHASSIS ASSEMBLY - 2.5m		
ITEM	PART NO	DESCRIPTION	QTY	COMMENTS
1	AS3210	DISC UNIT ASSEMBLY RH	9	
2	AS3211	DISC UNIT ASSEMBLY LH	9	
3	P00874	BOLT M20x70 GR. 8.8	4	
4	P01704	BOLT M16x50 GR8.8	36	
5	P01901	BOLT M16x80 GR. 8.8	36	
6	P02008	NUT LOCK M16	72	
7	P02009	NUT LOCK M20	4	
8	P02484	LYNCH PIN CAT 2	4	
9	P02602	WASHER FLAT M16	72	
10	P05122	SERIAL PLATE	1	
11	P07981	NUT LOCK M6	4	
12	P11462	DISC BLADE Ø515x6	18	
13	P12349	BOLT M6x30	4	
14	P12620	TOP PLATE	18	
15	P12621	SPACER Ø36xØ16.5x31mm	36	
16	P12622	TRACK ARM	18	
17	P12783	LYNCH PIN CAT 0	18	
18	P12810	NUT CASTLE M24	18	
19	P12815	BOLT M24x185 STRUCTURAL GR 8.8	18	
20	P12886	Ø24xØ16x13mm SPACER BUSH	18	
21	P13112	LOWER LINK PIN	2	
22	P14050	POINTER	2	
23	P14055	SPACER BUSH - 10mm	4	
24	P14273	TRACK ROD - FRONT	1	
25	P14274	TRACK ROD REAR	1	
26	P14481	GANG ANGLING JACK	2	
27	P14979	CHASSIS - X-PRESS 2.5m	1	
28	P15878	UPPER LINK PIN - CAT 3	1	
29	P15935	UPPER LINK PIN - CAT 2	1	
30				
31				
32				
33				
34				
35				
36				
37				
38				
39				
40				
41				
42				
43				
44				
45				
46				
47				
48				
49				
50				



DESCRIPTION: CHASSIS ASSEMBLY	MACHINE:- X-PRESS 3m	© 2006	DRAWN:- PJG DATE:- 10/09/2007	PART NO. FROM SERIAL NO. TO SERIAL NO.	ASSEMBLY AS3205	ISSUE A

AS3205		CHASSIS ASSEMBLY - 3.0m			
ITEM	PART NO	DESCRIPTION	QTY	COMMENTS	
1	AS3210	DISC UNIT ASSEMBLY RH	11		
2	AS3211	DISC UNIT ASSEMBLY LH	11		
3	P00874	BOLT M20x70 GR. 8.8	4		
4	P01704	BOLT M16x50 GR8.8	44		
5	P01901	BOLT M16x80 GR. 8.8	44		
6	P02008	NUT LOCK M16	88		
7	P02009	NUT LOCK M20	4		
8	P02484	LYNCH PIN CAT 2	4		
9	P02602	WASHER FLAT M16	88		
10	P05122	SERIAL PLATE	1		
11	P07981	NUT LOCK M6	4		
12	P11462	DISC BLADE Ø515x6	22		
13	P12349	BOLT M6x30	4		
14	P12620	TOP PLATE	22		
15	P12621	SPACER Ø36xØ16.5x31mm	44		
16	P12622	TRACK ARM	22		
17	P12783	LYNCH PIN CAT 0	22		
18	P12810	NUT CASTLE M24	22		
19	P12815	BOLT M24x185 STRUCTURAL GR 8.8	22		
20	P12886	Ø24xØ16x13mm SPACER BUSH	22		
21	P12897	TRACK ROD RH FRONT 5.5m X-PRESS S	1		
22	P13092	RIVET Ø3x10x Ø6 HEAD	4		
23	P13112	LOWER LINK PIN	2		
24	P14015	TRACK ROD REAR	1		
25	P14050	POINTER	2		
26	P14055	SPACER BUSH - 10mm	4		
27	P14481	GANG ANGLING JACK	2		
28	P14980	CHASSIS - X-PRESS 3m	1		
29	P15878	UPPER LINK PIN - CAT 3	1		
30	P15935	UPPER LINK PIN - CAT 2	1		
31					
32					
33					
34					
35					
36					
37					
38					
39					
40					
41					
42					
43					
44					
45					
46					
47					
48					
49					
50					



DESCRIPTION:
CHASSIS ASSEMBLY

MACHINE:-
X-PRESS 4.0m


SIMBA © 2005

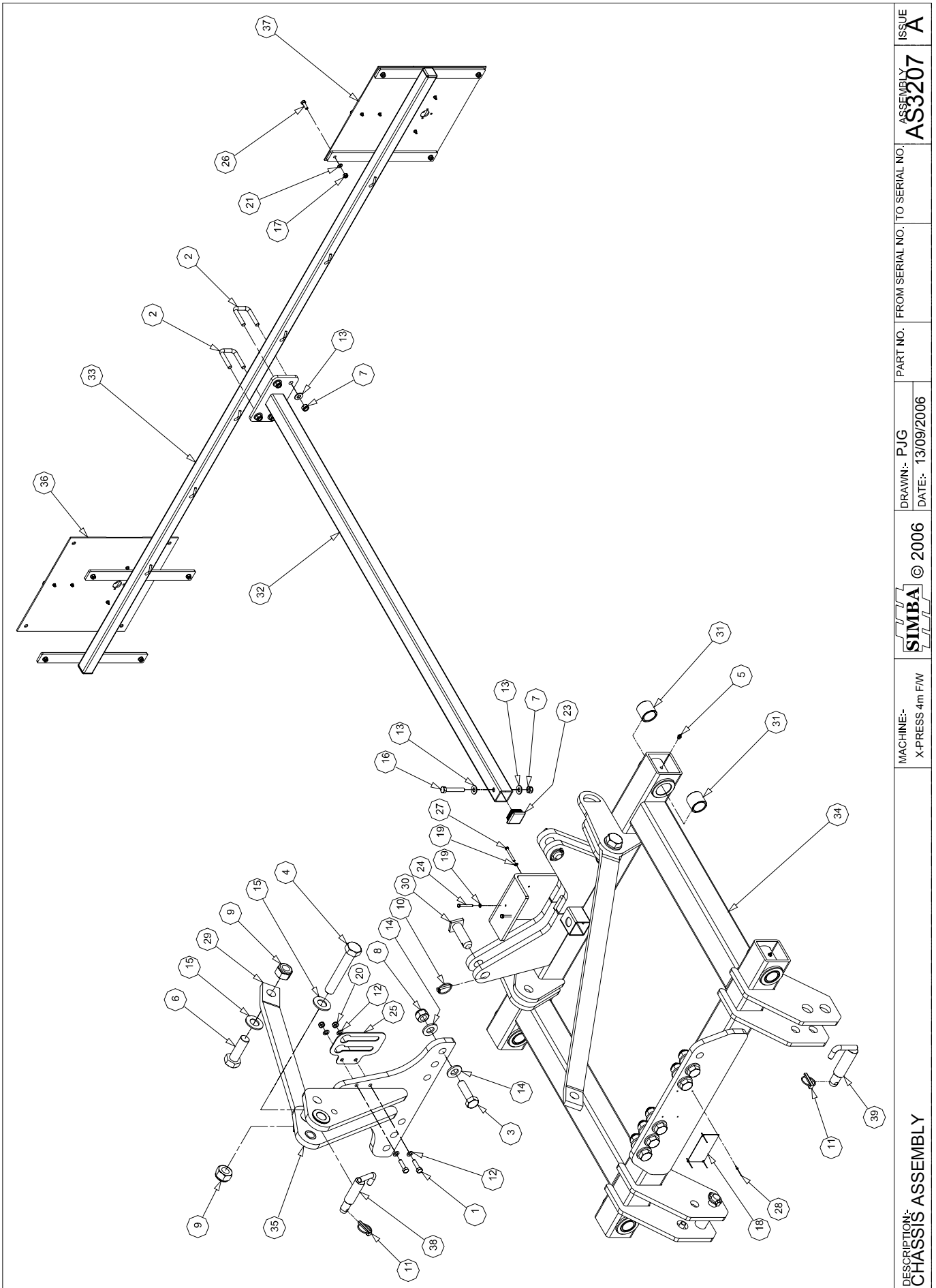
DRAWN:- PJG
DATE:- 02/10/2007

PART NO. FROM SERIAL NO. TO SERIAL NO.

ASSEMBLY
AS3206

ISSUE
A

AS3206		CHASSIS ASSEMBLY - 4.0m		
ITEM	PART NO	DESCRIPTION	QTY	COMMENTS
1	AS3210	DISC UNIT ASSEMBLY RH	15	
2	AS3211	DISC UNIT ASSEMBLY LH	15	
3	P00874	BOLT M20x70 GR. 8.8	4	
4	P01704	BOLT M16x50 GR8.8	60	
5	P01901	BOLT M16x80 GR. 8.8	60	
6	P02008	NUT LOCK M16	120	
7	P02009	NUT LOCK M20	4	
8	P02484	LYNCH PIN CAT 2	4	
9	P02602	WASHER FLAT M16	120	
10	P05122	SERIAL PLATE	1	
11	P07981	NUT LOCK M6	4	
12	P11462	DISC BLADE Ø515x6	30	
13	P12349	BOLT M6x30	4	
14	P12620	TOP PLATE	30	
15	P12621	SPACER Ø36xØ16.5x31mm	60	
16	P12622	TRACKARM	30	
17	P12783	LYNCH PIN CAT 0	30	
18	P12810	NUT CASTLE M24	30	
19	P12815	BOLT M24x185 STRUCTURAL GR 8.8	30	
20	P12886	Ø24xØ16x13mm SPACER BUSH	30	
21	P13092	RIVET Ø3x10x Ø6 HEAD	4	
22	P13112	LOWER LINK PIN	2	
23	P14050	POINTER	2	
24	P14055	SPACER BUSH - 10mm	4	
25	P14087	TRACKROD - 15 HOLES 395mm	1	
26	P14088	TRACKROD - 15 HOLES 550mm	1	
27	P14481	GANG ANGLING JACK	2	
28	P14981	CHASSIS - X-PRESS 4m	1	
29	P15878	UPPER LINK PIN - CAT 3	1	
30	P15935	UPPER LINK PIN - CAT 3	1	
31				
32				
33				
34				
35				
36				
37				
38				
39				
40				
41				
42				
43				
44				
45				
46				
47				
48				
49				
50				



DESCRIPTION:-
CHASSIS ASSEMBLY

MACHINE:-
X-PRESS 4m F/W


SIMBA © 2006

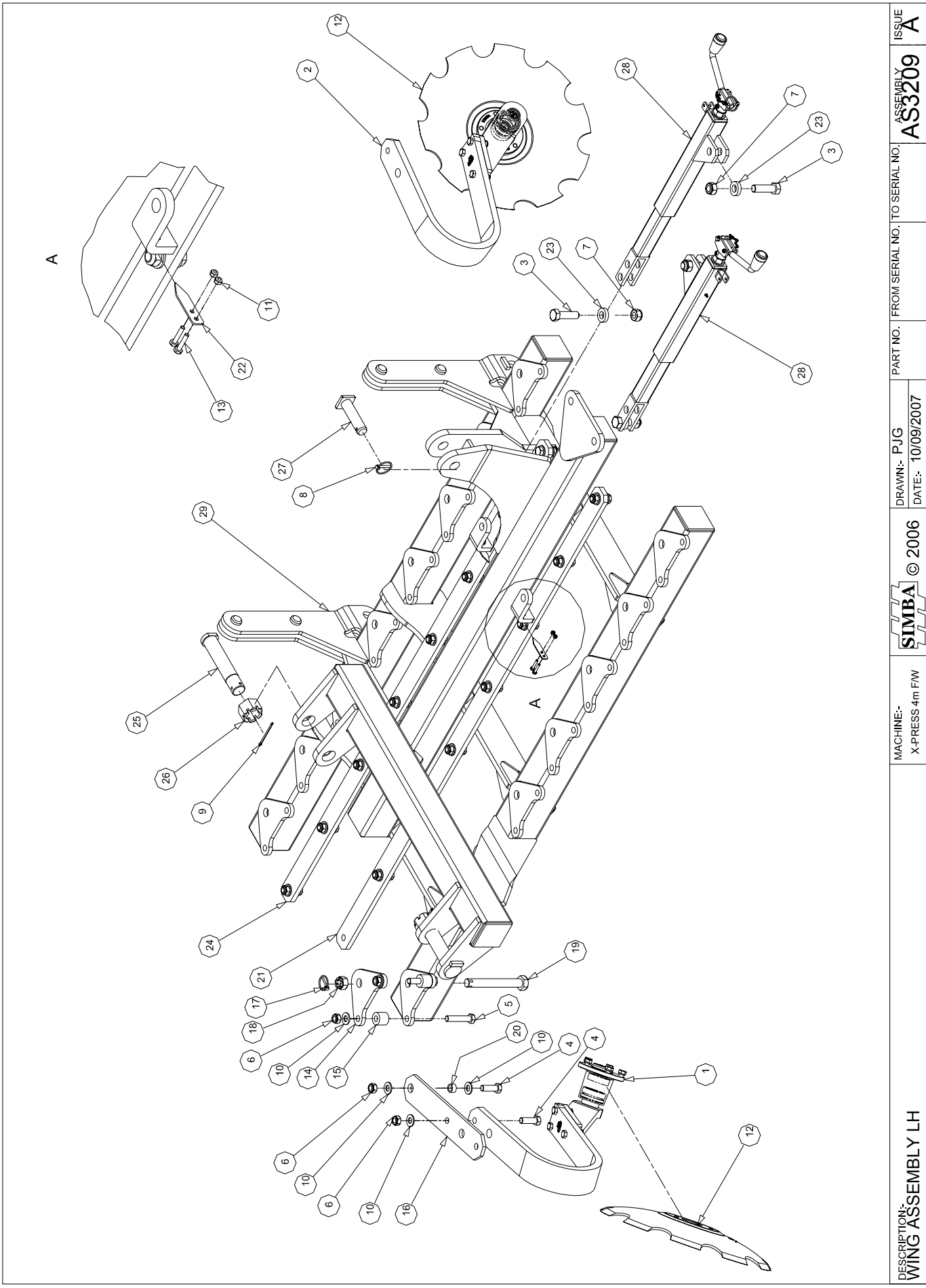
DRAWN:- PJG
DATE:- 13/09/2006

PART NO. FROM SERIAL NO. TO SERIAL NO.


ASSEMBLY
AS3207

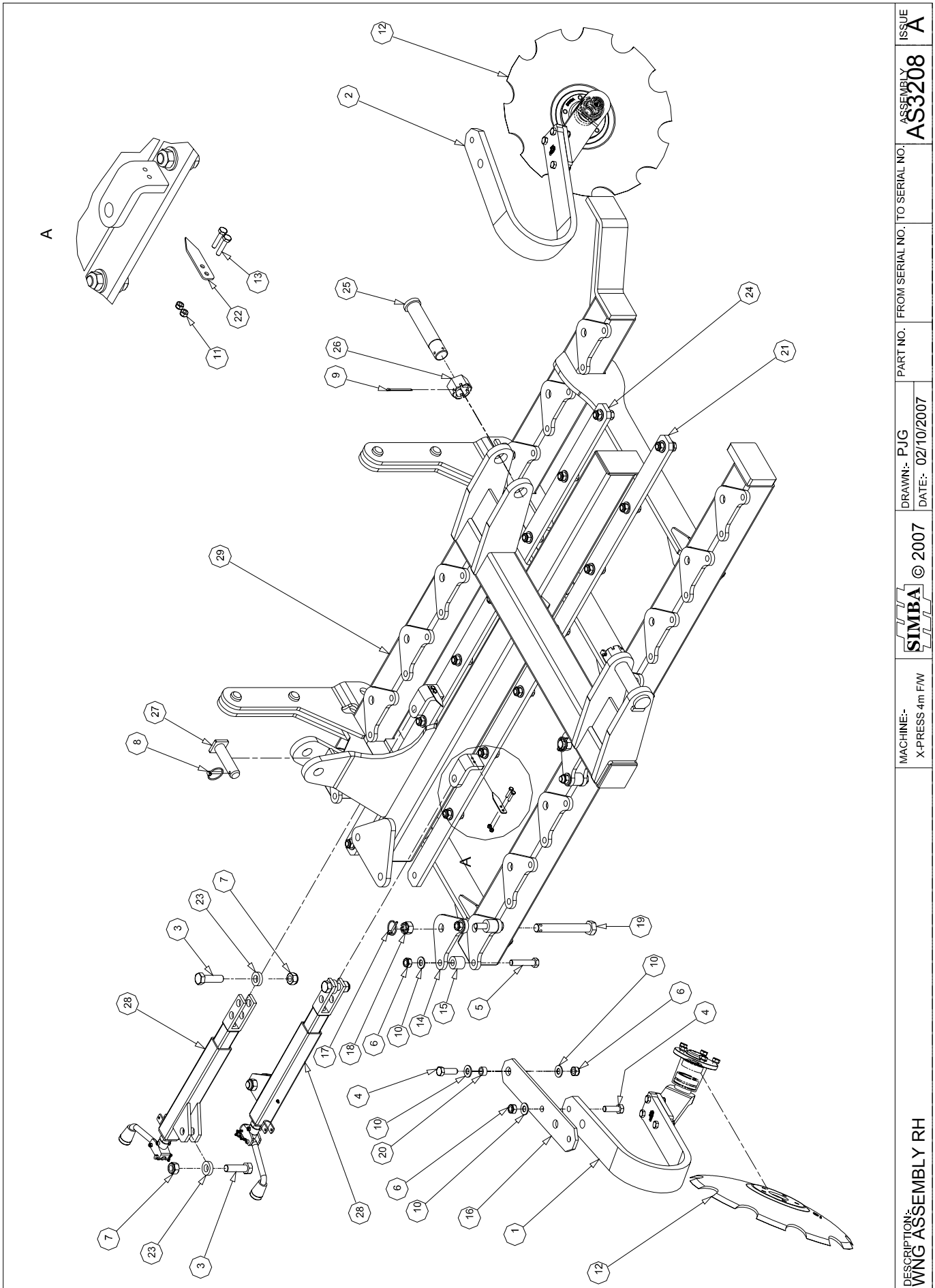
ISSUE
A

AS3207		CHASSIS ASSEMBLY		
ITEM	PART NO	DESCRIPTION	QTY	COMMENTS
1	P00001	BOLT M10x40 GR.8.8	2	
2	P00002	BOLT U M12 GR8.8 70x54	2	
3	P00014	BOLT M24x80 GR. 8.8	6	
4	P00036	BOLT M30x180 GR. 8.8	1	
5	P00071	NIPPLE - GREASE	4	
6	P00941	BOLT M30x90 GR. 8.8	2	
7	P02007	NUT LOCK M12	5	
8	P02010	NUT LOCK M24	6	
9	P02011	NUT LOCK M30	3	
10	P02483	LYNCH PIN CAT 1	2	
11	P02484	LYNCH PIN CAT 2	3	
12	P02600	WASHER FLAT M10	4	
13	P02601	WASHER FLAT M12	6	
14	P02604	WASHER FLAT M24 Ø50	12	
15	P02608	WASHER FLAT M30	3	
16	P03093	BOLT M12x75 GR. 8.8	1	
17	P04754	NUT LOCK M8	8	
18	P05122	SERIAL PLATE	1	
19	P05401	WASHER SPRING M6	4	
20	P05534	NUT LOCK M10	2	
21	P05535	WASHER FLAT M8	16	
22	P07543	PLASTIC END CAP 40x40	2	
23	P07544	PLASTIC END CAP 50x50	1	
24	P08892	BOLT M6x50 GR. 8.8	2	
25	P09092	HOSE STOWAGE PLATE	1	
26	P09597	BOLT M8x25 GR. 8.8	8	
27	P11499	BOLT M6x55 GR. 8.8	2	
28	P13092	RIVET Ø3x10x Ø6 HEAD	4	
29	P13126	HEADSTOCK BRACE	2	
30	P14072	PIN Ø30x93	2	
31	P14075	BUSH Ø52xØ40.6x45	8	
32	P14971	LIGHT MOUNT	1	
33	P14973	LIGHT BEAM	1	
34	P14974	CHASSIS	1	
35	P14995	HEADSTOCK PLATE	1	
36	P15562	LIGHT BOARD RRH	1	
37	P15563	LIGHT BOARD RLH	1	
38	P15878	UPPER LINK PIN - CAT 3	1	
39	P15879	LOWER LINK PIN - CAT 3	2	
40	P15941	WIRING LOOM - X-PRESS 4.0m FW	1	
41				
42				
43				
44				
45				
46				
47				
48				
49				
50				



DESCRIPTION: WING ASSEMBLY LH	MACHINE:- X-PRESS 4m F/W	© 2006	DRAWN:- PJG DATE:- 10/09/2007	PART NO. FROM SERIAL NO. TO SERIAL NO.	ASSEMBLY AS3209	ISSUE A

AS3209		WING ASSEMBLY LH - 4.0m F/W		
ITEM	PART NO	DESCRIPTION	QTY	COMMENTS
1	AS3210	DISC UNIT ASSEMBLY RH	8	
2	AS3211	DISC UNIT ASSEMBLY LH	8	
3	P00874	BOLT M20x70 GR. 8.8	4	
4	P01704	BOLT M16x50 GR8.8	32	
5	P01901	BOLT M16x80 GR. 8.8	32	
6	P02008	NUT LOCK M16	64	
7	P02009	NUT LOCK M20	4	
8	P02483	LYNCH PIN CAT 1	1	
9	P02488	PIN SPLIT Ø5x75	2	
10	P02602	WASHER FLAT M16	80	
11	P07981	NUT LOCK M6	4	
12	P11462	DISC BLADE Ø515x6	16	
13	P12349	BOLT M6x30	4	
14	P12620	TOP PLATE	16	
15	P12621	SPACER Ø36xØ16.5x31mm	32	
16	P12622	TRACK ARM	16	
17	P12783	LYNCH PIN CAT 0	16	
18	P12810	NUT CASTLE M24	16	
19	P12815	BOLT M24x185 STRUCTURAL GR 8.8	16	
20	P12886	Ø24xØ16x13mm SPACER BUSH	16	
21	P12928	TRACK ROD FRONT LH 4.6SL X-PRESS	1	
22	P14050	POINTER	2	
23	P14055	SPACER BUSH - 10mm	4	
24	P14062	TRACK ROD REAR LH - 8 HOLES 300mm	1	
25	P14069	BOLT M39x200	2	
26	P14070	SLOTTED NUT M39	2	
27	P14071	PIN Ø30x115	1	
28	P14481	GANG ANGLING JACK	2	
29	P14988	DISC FRAME LH	1	
30				
31				
32				
33				
34				
35				
36				
37				
38				
39				
40				
41				
42				
43				
44				
45				
46				
47				
48				
49				
50				



DESCRIPTION:
WING ASSEMBLY RH

MACHINE:-
X-PRESS 4m FW


© 2007

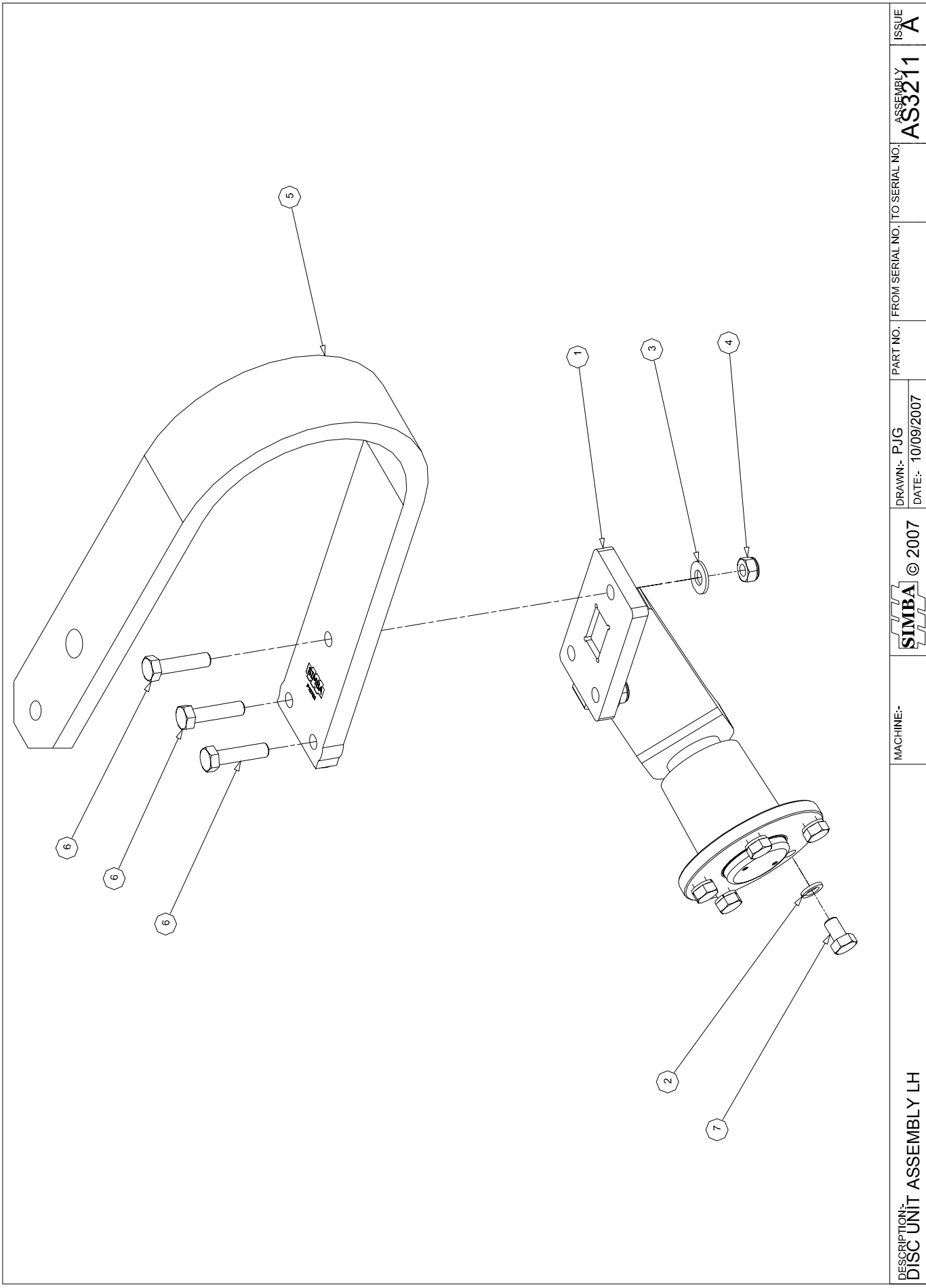
DRAWN:- PJG
DATE:- 02/10/2007

PART NO. FROM SERIAL NO. TO SERIAL NO.


ASSEMBLY
AS3208

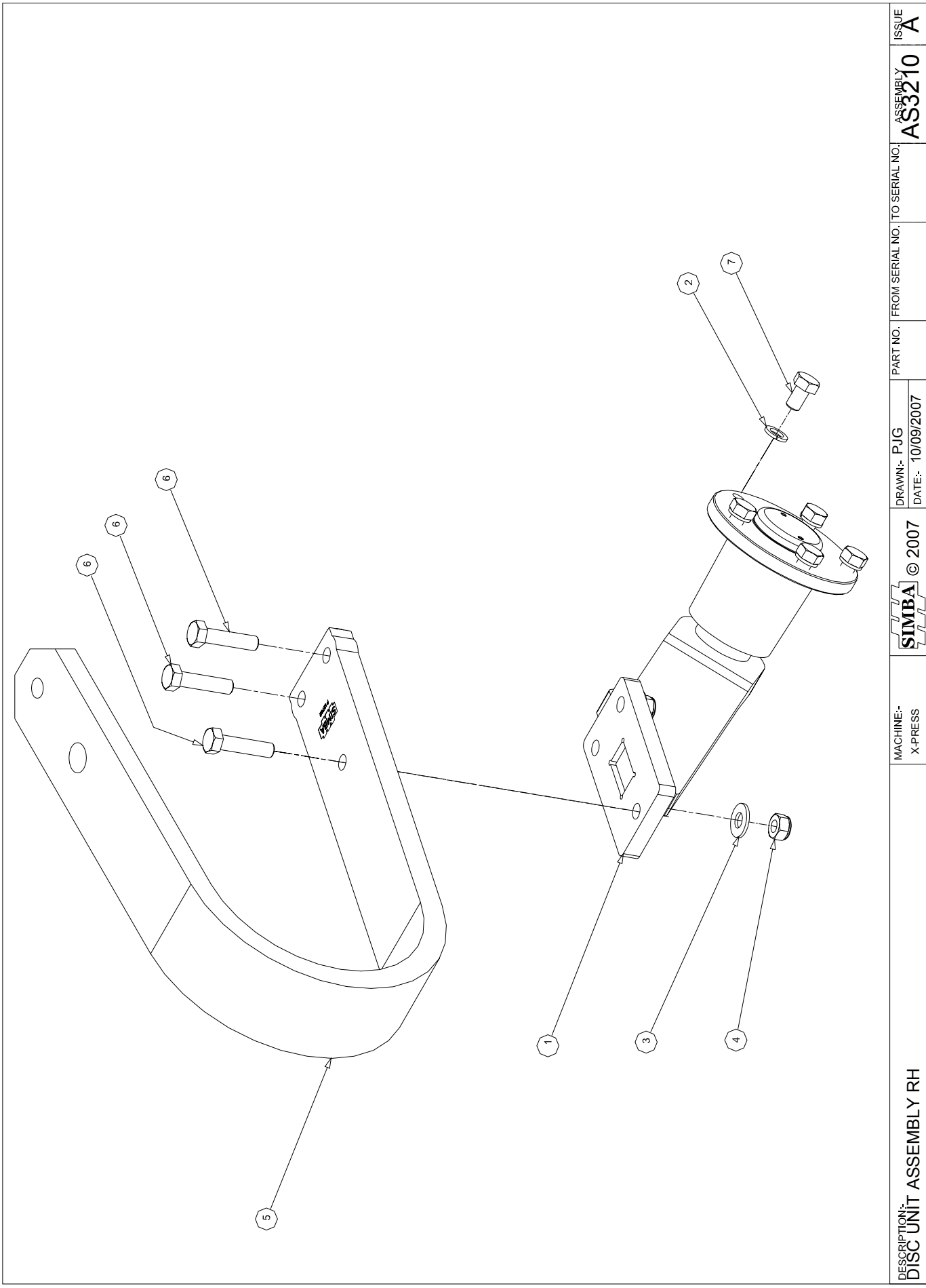
ISSUE
A

AS3208		WING ASSEMBLY RH - 4.0m F/W		
ITEM	PART NO	DESCRIPTION	QTY	COMMENTS
1	AS3210	DISC UNIT ASSEMBLY RH	8	
2	AS3211	DISC UNIT ASSEMBLY LH	8	
3	P00874	BOLT M20x70 GR. 8.8	4	
4	P01704	BOLT M16x50 GR8.8	32	
5	P01901	BOLT M16x80 GR. 8.8	32	
6	P02008	NUT LOCK M16	64	
7	P02009	NUT LOCK M20	4	
8	P02483	LYNCH PIN CAT 1	1	
9	P02488	PIN SPLIT Ø5x75	2	
10	P02602	WASHER FLAT M16	73	
11	P07981	NUT LOCK M6	4	
12	P11462	DISC BLADE Ø515x6	16	
13	P12349	BOLT M6x30	4	
14	P12620	TOP PLATE	16	
15	P12621	SPACER Ø36xØ16.5x31mm	32	
16	P12622	TRACK ARM	16	
17	P12783	LYNCH PIN CAT 0	16	
18	P12810	NUT CASTLE M24	16	
19	P12815	BOLT M24x185 STRUCTURAL GR 8.8	16	
20	P12886	Ø24xØ16x13mm SPACER BUSH	16	
21	P12928	TRACK ROD FRONT LH 4.6SL X-PRESS	1	
22	P14050	POINTER	2	
23	P14055	SPACER BUSH - 10mm	4	
24	P14063	TRACK ROD REAR RH - 8 HOLES 550mm	1	
25	P14069	BOLT M39x200	2	
26	P14070	SLOTTED NUT M39	2	
27	P14071	PIN Ø30x115	1	
28	P14481	GANG ANGLING JACK	2	
29	P14987	DISC FRAME RH	1	
30				
31				
32				
33				
34				
35				
36				
37				
38				
39				
40				
41				
42				
43				
44				
45				
46				
47				
48				
49				
50				



DESCRIPTION: DISC UNIT ASSEMBLY LH	MACHINE:-	SIMBA © 2007	DRAWN:- PJG DATE:- 10/09/2007	PART NO. FROM SERIAL NO. TO SERIAL NO.	ASSEMBLY AS3211	ISSUE A
---------------------------------------	-----------	--------------	----------------------------------	--	--------------------	------------

AS3211		DISC UNIT ASSEMBLY LH		
ITEM	PART NO	DESCRIPTION	QTY	COMMENTS
1	AS3130	DISC ARM ASSEMBLY LH	1	P14601
2	P02037	WASHER SPRING M12	5	
3	P02601	WASHER FLAT M12	3	
4	P07229	NUT LOCK M12 FINE 1.5	3	
5	P12782	SPRUNG LEAF 20mm	1	
6	P13174	BOLT M12x50 GR10.9 1.5P	3	
7	P15926	BOLT M12x20 GR8.8x1.25	5	
8				
9				
10				
11				
12				
13				
14				
15				
16				
17				
18				
19				
20				
21				
22				
23				
24				
25				
26				
27				
28				
29				
30				
31				
32				
33				
34				
35				
36				
37				
38				
39				
40				
41				
42				
43				
44				
45				
46				
47				
48				
49				
50				



DESCRIPTION:
DISC UNIT ASSEMBLY RH

MACHINE:-
X-PRESS




© 2007

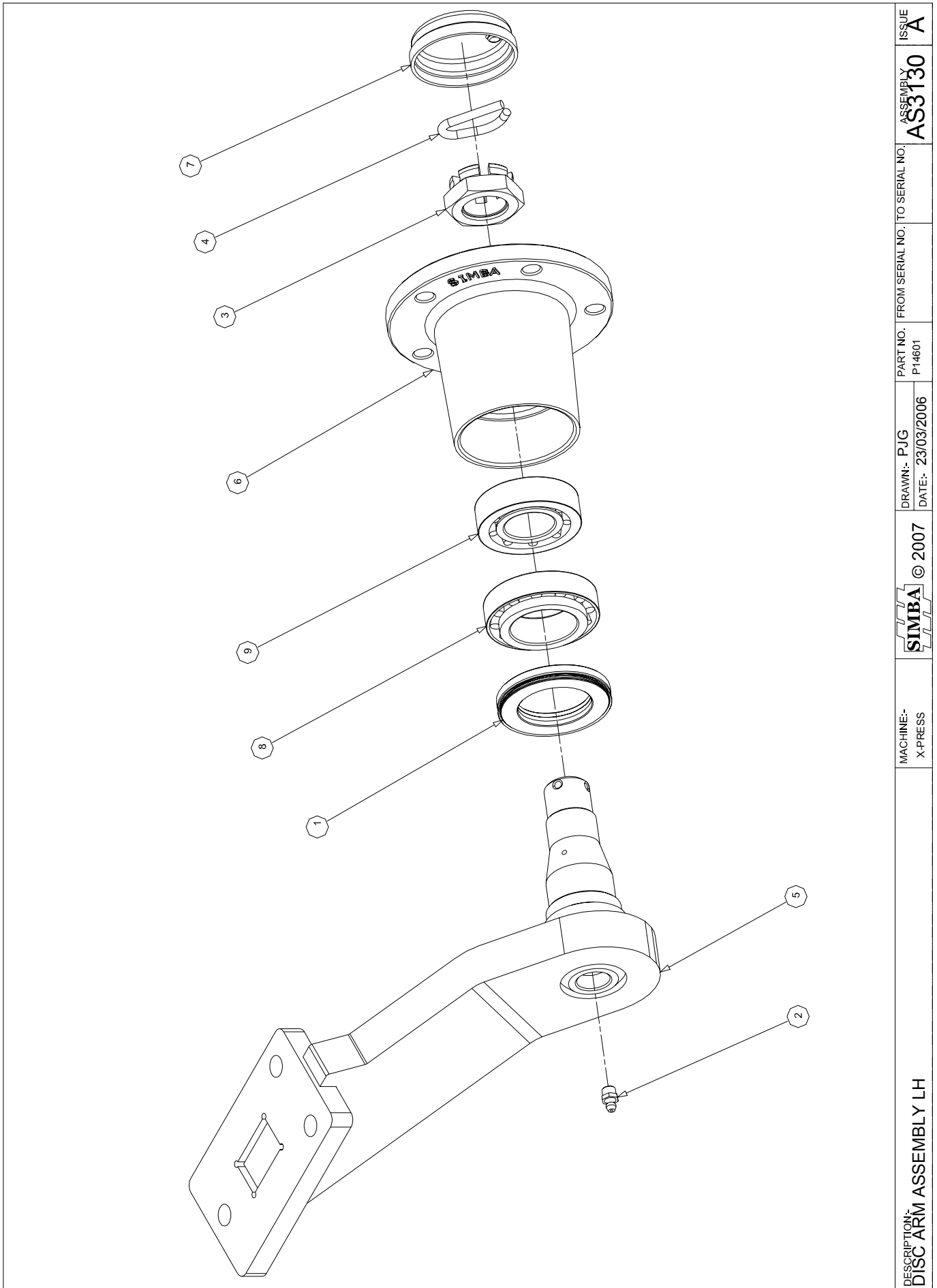
DRAWN:- PJG
DATE:- 10/09/2007

PART NO. FROM SERIAL NO. TO SERIAL NO.

ASSEMBLY
AS3210

ISSUE
A

AS3210		DISC UNIT ASSEMBLY RH			
ITEM	PART NO	DESCRIPTION	QTY	COMMENTS	
1	AS3129	DISC ARM ASSEMBLY RH	1	P14600	
2	P02037	WASHER SPRING M12	5		
3	P02601	WASHER FLAT M12	3		
4	P07229	NUT LOCK M12 FINE 1.5	3		
5	P12782	SPRUNG LEAF 20mm	1		
6	P13174	BOLT M12x50 GR10.9 1.5P	3		
7	P15926	BOLT M12x20 GR8.8x1.25	5		
8					
9					
10					
11					
12					
13					
14					
15					
16					
17					
18					
19					
20					
21					
22					
23					
24					
25					
26					
27					
28					
29					
30					
31					
32					
33					
34					
35					
36					
37					
38					
39					
40					
41					
42					
43					
44					
45					
46					
47					
48					
49					
50					



DESCRIPTION:-
DISC ARM ASSEMBLY LH

MACHINE:-
X-PRESS

SIMBA © 2007

DRAWN:- PJG
DATE:- 23/03/2006


PART NO. P14601

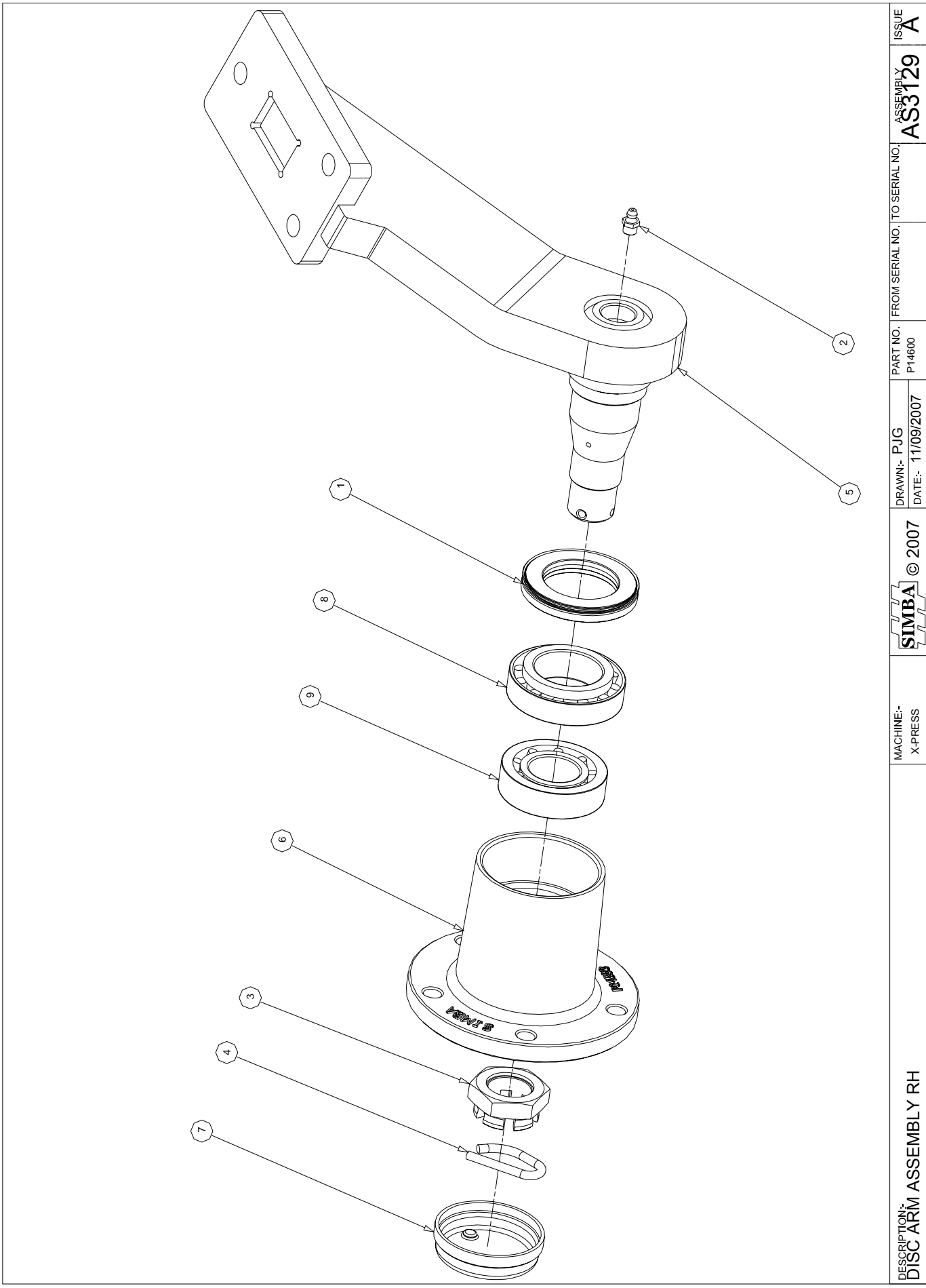
FROM SERIAL NO. TO SERIAL NO.

ASSEMBLY
AS3130


ISSUE
A

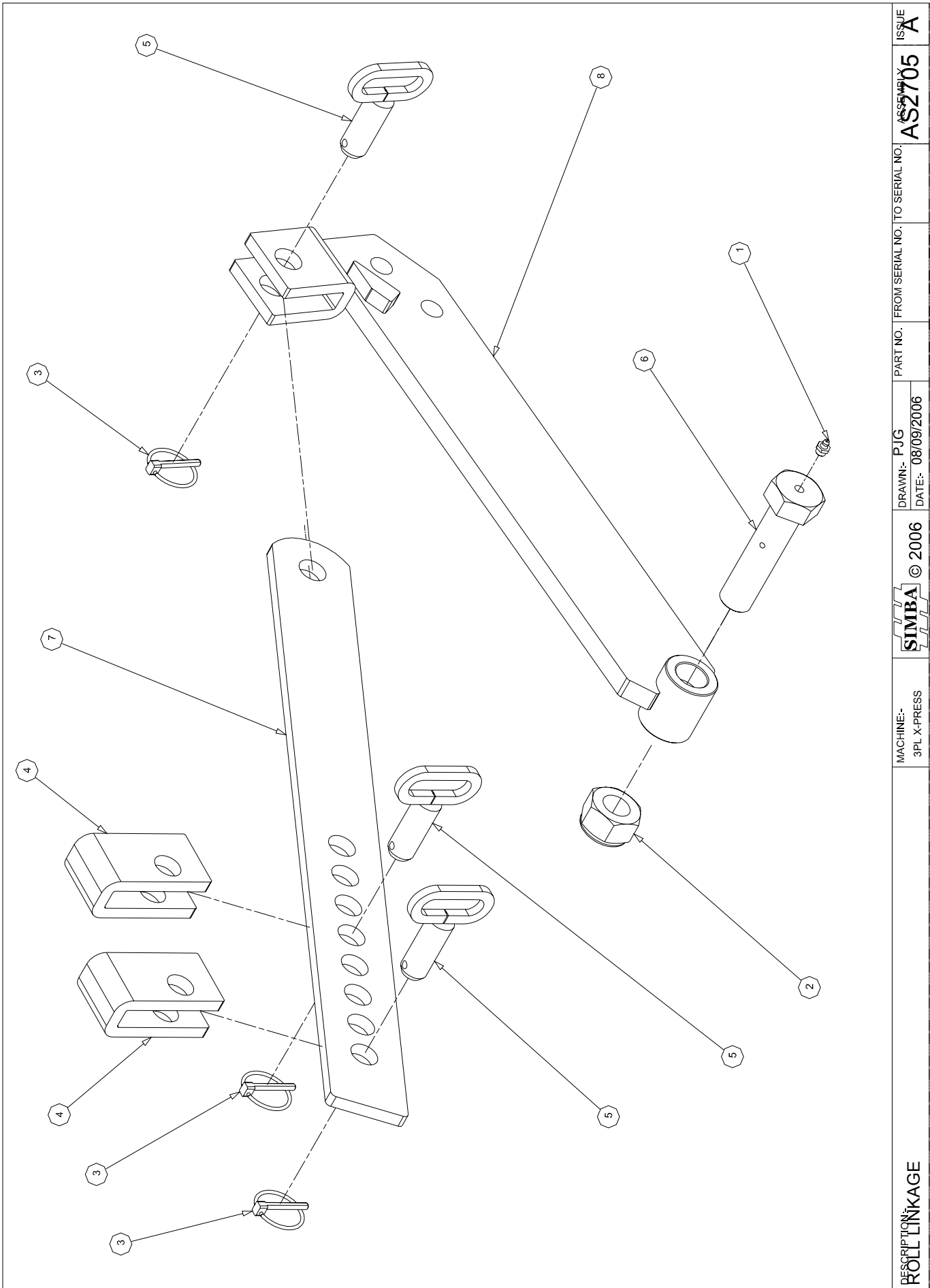


AS3130		DISC ARM ASSEMBLY LH		
ITEM	PART NO	DESCRIPTION	QTY	COMMENTS
1	P12414	SEAL 64x45x9.5	1	NOT AVAILABLE INDIVIDUALLY
2	P12900	NIPPLE - GREASE M8	1	
3	P12907	NUT CASTLE M27x1.5	1	
4	P12908	SPRING PIN	1	
5	P14592	DISC ARM LH	1	
6	P14593	HUB CASTING	1	
7	P14594	HUB CAP	1	
8	P14595	BEARING 32008 40x68x19	1	NOT AVAILABLE INDIVIDUALLY
9	P14596	BEARING 32206 30x62x21	1	NOT AVAILABLE INDIVIDUALLY
10				
11	P12415	BEARING AND SEAL KIT COMPLETE		INCLUDES ITEMS 1,8,9
12				
13				
14				
15				
16				
17				
18				
19				
20				
21				
22				
23				
24				
25				
26				
27				
28				
29				
30				
31				
32				
33				
34				
35				
36				
37				
38				
39				
40				
41				
42				
43				
44				
45				
46				
47				
48				
49				
50				



DESCRIPTION:- DISC ARM ASSEMBLY RH	MACHINE:- X-PRESS	© 2007	DRAWN:- PJG DATE:- 11/09/2007	PART NO. P14600 FROM SERIAL NO. TO SERIAL NO.	ASSEMBLY AS3129	ISSUE A
--	----------------------	--------	----------------------------------	--	---------------------------	-------------------

AS3129		DISC ARM ASSEMBLY RH			
ITEM	PART NO	DESCRIPTION	QTY	COMMENTS	
1	P12414	SEAL 64x45x9.5	1	NOT AVAILABLE INDIVIDUALLY	
2	P12900	NIPPLE - GREASE M8	1		
3	P12907	NUT CASTLE M27x1.5	1		
4	P12908	SPRING PIN	1		
5	P14591	DISC ARM RH	1		
6	P14593	HUB CASTING	1		
7	P14594	HUB CAP	1		
8	P14595	BEARING 32008 40x68x19	1	NOT AVAILABLE INDIVIDUALLY	
9	P14596	BEARING 32206 30x62x21	1	NOT AVAILABLE INDIVIDUALLY	
10					
11	P12415	BEARING AND SEAL KIT COMPLETE		INCLUDES ITEMS 1,8,9	
12					
13					
14					
15					
16					
17					
18					
19					
20					
21					
22					
23					
24					
25					
26					
27					
28					
29					
30					
31					
32					
33					
34					
35					
36					
37					
38					
39					
40					
41					
42					
43					
44					
45					
46					
47					
48					
49					
50					



DESCRIPTION:
ROLL LINKAGE

MACHINE:-
3PL X-PRESS

SIMBA © 2006


DRAWN:- PJG
DATE:- 08/09/2006

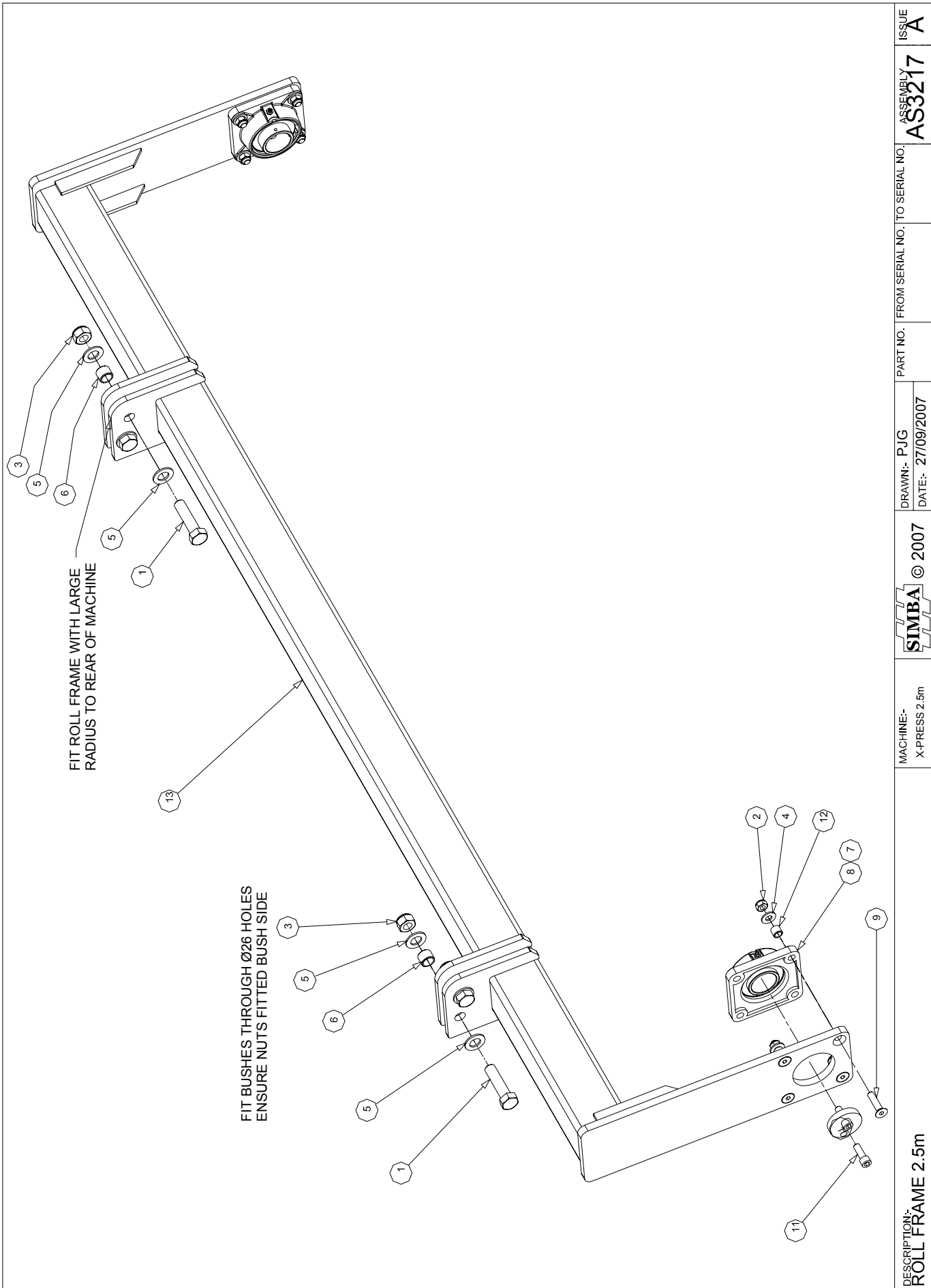
PART NO. FROM SERIAL NO. TO SERIAL NO.

ASSEMBLY
AS2705


ISSUE
A

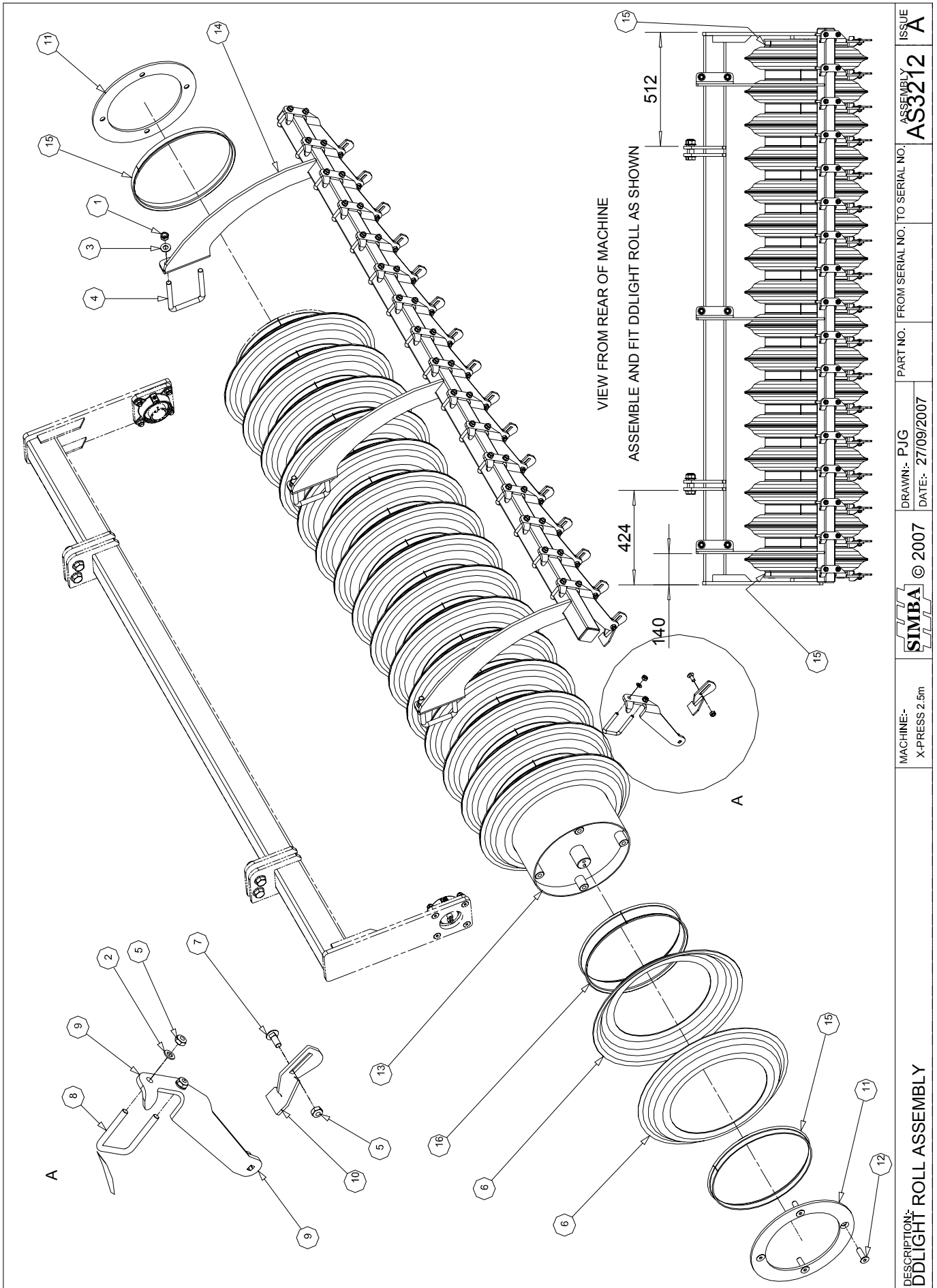


AS2705		ROLL LINKAGE		
ITEM	PART NO	DESCRIPTION	QTY	COMMENTS
1	P00071	NIPPLE - GREASE	1	
2	P02011	NUT LOCK M30	1	
3	P02483	LYNCH PIN CAT 1	3	
4	P13107	STOP PLATE	2	
5	P13108	PIN Ø25x65	3	
6	P13109	BOLT M30x120/43 GRS GR. 8.8	1	
7	P14976	UPPER LINKARM	1	
8	P14986	LOWER LINKARM	1	
9				
10				
11				
12				
13				
14				
15				
16				
17				
18				
19				
20				
21				
22				
23				
24				
25				
26				
27				
28				
29				
30				
31				
32				
33				
34				
35				
36				
37				
38				
39				
40				
41				
42				
43				
44				
45				
46				
47				
48				
49				
50				



DESCRIPTION:- ROLL FRAME 2.5m	MACHINE:- X-PRESS 2.5m	© 2007	DRAWN:- PJG DATE:- 27/09/2007	PART NO.	FROM SERIAL NO. TO SERIAL NO.	ASSEMBLY AS3217	ISSUE A
---	---------------------------	--------	----------------------------------	----------	-------------------------------	---------------------------	-------------------

AS3217		ROLL FRAME ASSEMBLY - 2.5m		
ITEM	PART NO	DESCRIPTION	QTY	COMMENTS
1	P00407	BOLT M20x80 GR. 8.8	4	
2	P02007	NUT LOCK M12	8	
3	P02009	NUT LOCK M20	4	
4	P02601	WASHER FLAT M12	8	
5	P02603	WASHER FLAT M20	8	
6	P03714	BUSH SPRUNG - Ø26xØ20x20	4	
7	P04202	BEARING - CASTING	2	
8	P04204	BEARING - INNER	2	
9	P10944	SCREW M12x50 GR10.9 CSK	8	
10	P12758	STUB AXLE END WASHER Ø50	2	
11	P12950	BOLT M12x35 SOCKET CAP	4	
12	P14849	BUSH Ø18xØ13x15	8	
13	P15170	DD LIGHT ROLL FRAME 2.5m	1	
14				
15				
16				
17				
18				
19				
20				
21				
22				
23				
24				
25				
26				
27				
28				
29				
30				
31				
32				
33				
34				
35				
36				
37				
38				
39				
40				
41				
42				
43				
44				
45				
46				
47				
48				
49				
50				



DESCRIPTION:
DDLIGHT ROLL ASSEMBLY

MACHINE:-
X-PRESS 2.5m




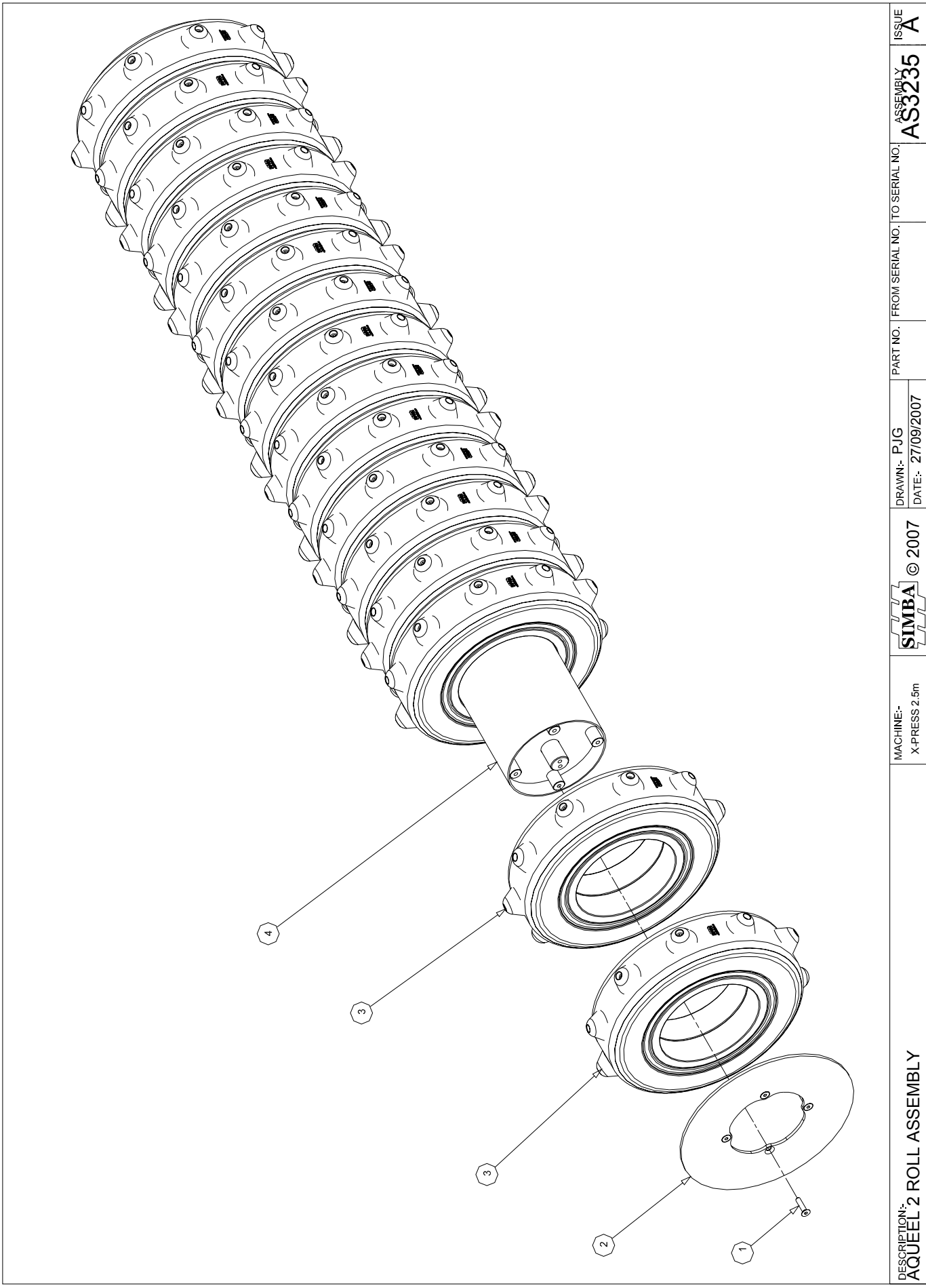
© 2007

DRAWN:- P J G
DATE:- 27/09/2007


PART NO. FROM SERIAL NO. TO SERIAL NO.
AS3212

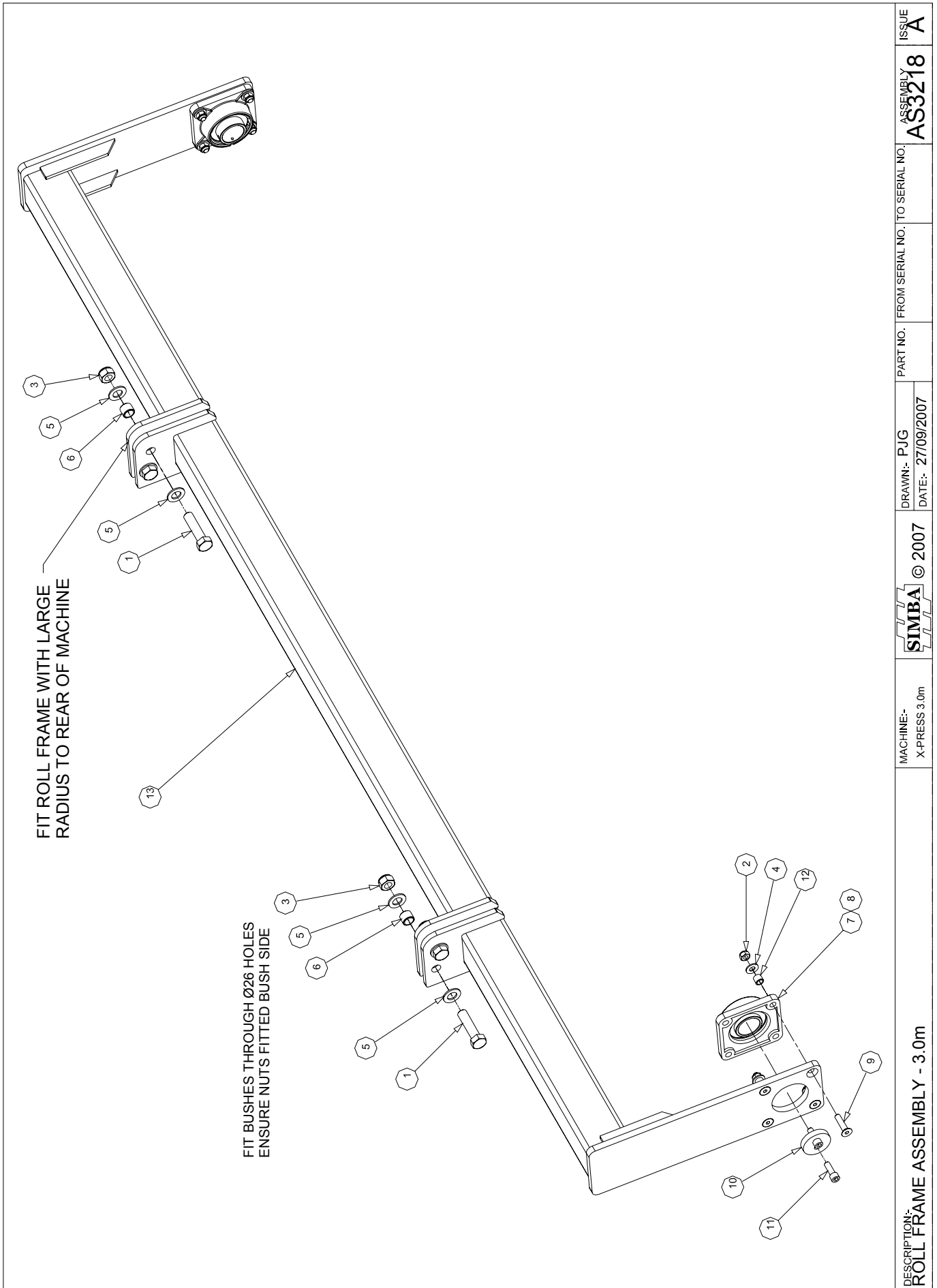
ISSUE
A

AS3212		DDLIGHT ROLL ASSEMBLY - 2.5m		
ITEM	PART NO	DESCRIPTION	QTY	COMMENTS
1	P02008	NUT LOCK M16	6	
2	P02600	WASHER FLAT M10	34	
3	P02602	WASHER FLAT M16	6	
4	P03704	BOLT U M16 GR8.8 145x117	3	
5	P05534	NUT LOCK M10	51	
6	P12959	RING DDL550 - Ø358	32	
7	P13942	BOLT M10x25 DOME SQ.	17	
8	P13961	BOLT U M10 GR8.8 71x88	17	
9	P15066	STEM - SCRAPER DDL60	17	
10	P15085	SCRAPER PLATE	17	
11	P15130	RING - RETAINING	2	
12	P15148	SCREW M16x50 GR10.9 CSK	8	
13	P15829	ROLL TUBE 2442mm	1	
14	P15908	SCRAPER RAIL 2.5m	1	
15	P15912	SPACER 27mm DDL	2	
16	P15913	SPACER 56mm DDL	15	
17				
18				
19				
20				
21				
22				
23				
24				
25				
26				
27				
28				
29				
30				
31				
32				
33				
34				
35				
36				
37				
38				
39				
40				
41				
42				
43				
44				
45				
46				
47				
48				
49				
50				




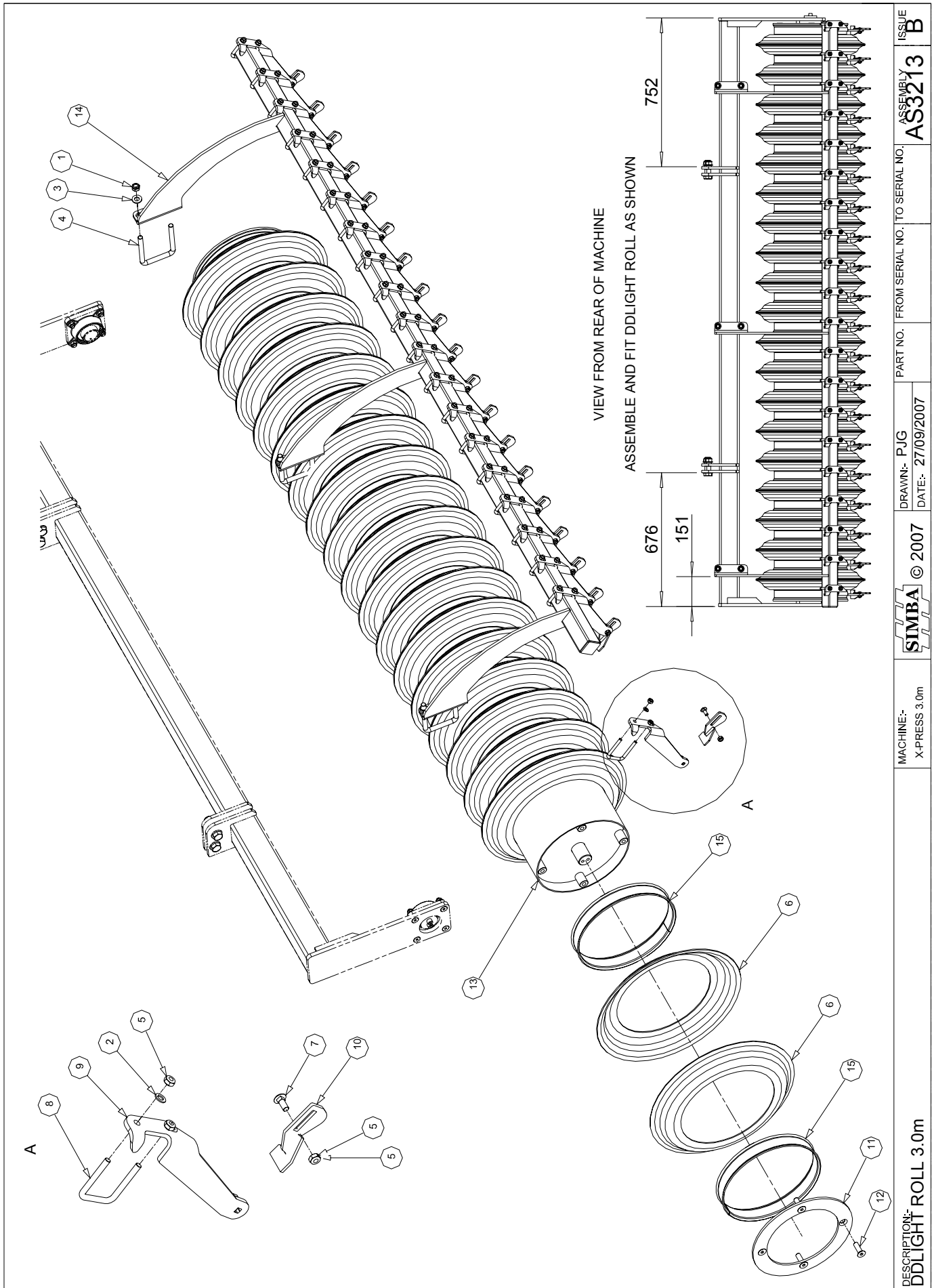
DESCRIPTION:- AQUEEL 2 ROLL ASSEMBLY	MACHINE:- X-PRESS 2.5m	© 2007	DRAWN:- P J G	PART NO.	FROM SERIAL NO. TO SERIAL NO.	ASSEMBLY AS3235	ISSUE A
			DATE:- 27/09/2007				

AS3235		AQUEEL 2 ROLL ASSEMBLY - 2.5m		
ITEM	PART NO	DESCRIPTION	QTY	COMMENTS
1	P10944	SCREW M12x50 GR10.9 CSK	8	
2	P13548	RING - RETAINING	2	
3	P14815	AQUEEL 2 WHEEL - 150mm	16	
4	P15920	ROLL TUBE CCR 2442mm	1	
5				
6				
7				
8				
9				
10				
11				
12				
13				
14				
15				
16				
17				
18				
19				
20				
21				
22				
23				
24				
25				
26				
27				
28				
29				
30				
31				
32				
33				
34				
35				
36				
37				
38				
39				
40				
41				
42				
43				
44				
45				
46				
47				
48				
49				
50				




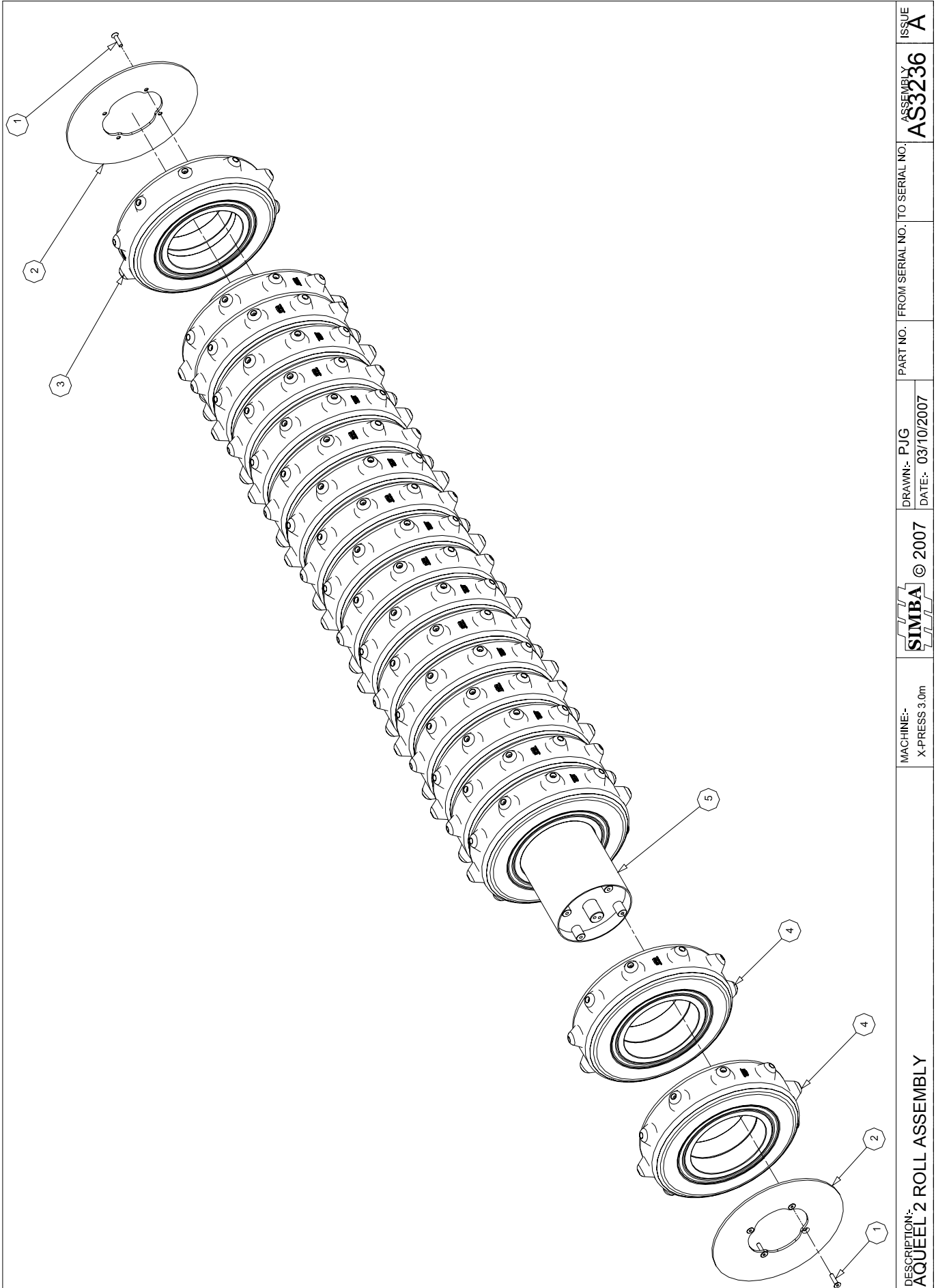
DESCRIPTION:- ROLL FRAME ASSEMBLY - 3.0m		MACHINE:- X-PRESS 3.0m	© 2007		DRAWN:- PJG DATE:- 27/09/2007	PART NO.	FROM SERIAL NO. TO SERIAL NO.	ASSEMBLY AS3218	ISSUE A
--	--	---------------------------	--------	--	----------------------------------	----------	-------------------------------	---------------------------	-------------------

AS3218		ROLL FRAME ASSEMBLY 3.0m		
ITEM	PART NO	DESCRIPTION	QTY	COMMENTS
1	P00407	BOLT M20x80 GR. 8.8	4	
2	P02007	NUT LOCK M12	8	
3	P02009	NUT LOCK M20	4	
4	P02601	WASHER FLAT M12	8	
5	P02603	WASHER FLAT M20	8	
6	P03714	BUSH SPRUNG - Ø26xØ20x20	4	
7	P04202	BEARING - CASTING	2	
8	P04204	BEARING - INNER	2	
9	P10944	SCREW M12x50 GR10.9 CSK	8	
10	P12758	STUB AXLE END WASHER Ø50	2	
11	P12950	BOLT M12x35 SOCKET CAP	4	
12	P14849	BUSH Ø18xØ13x15	8	
13	P15168	DD LIGHT ROLL FRAME 3.0m	1	
14				
15				
16				
17				
18				
19				
20				
21				
22				
23				
24				
25				
26				
27				
28				
29				
30				
31				
32				
33				
34				
35				
36				
37				
38				
39				
40				
41				
42				
43				
44				
45				
46				
47				
48				
49				
50				




MACHINE:- X-PRESS 3.0m	DRAWN:- PJG DATE:- 27/09/2007	PART NO. FROM SERIAL NO. TO SERIAL NO. ASSEMBLY NO. AS3213	ISSUE B
---------------------------	----------------------------------	---	------------

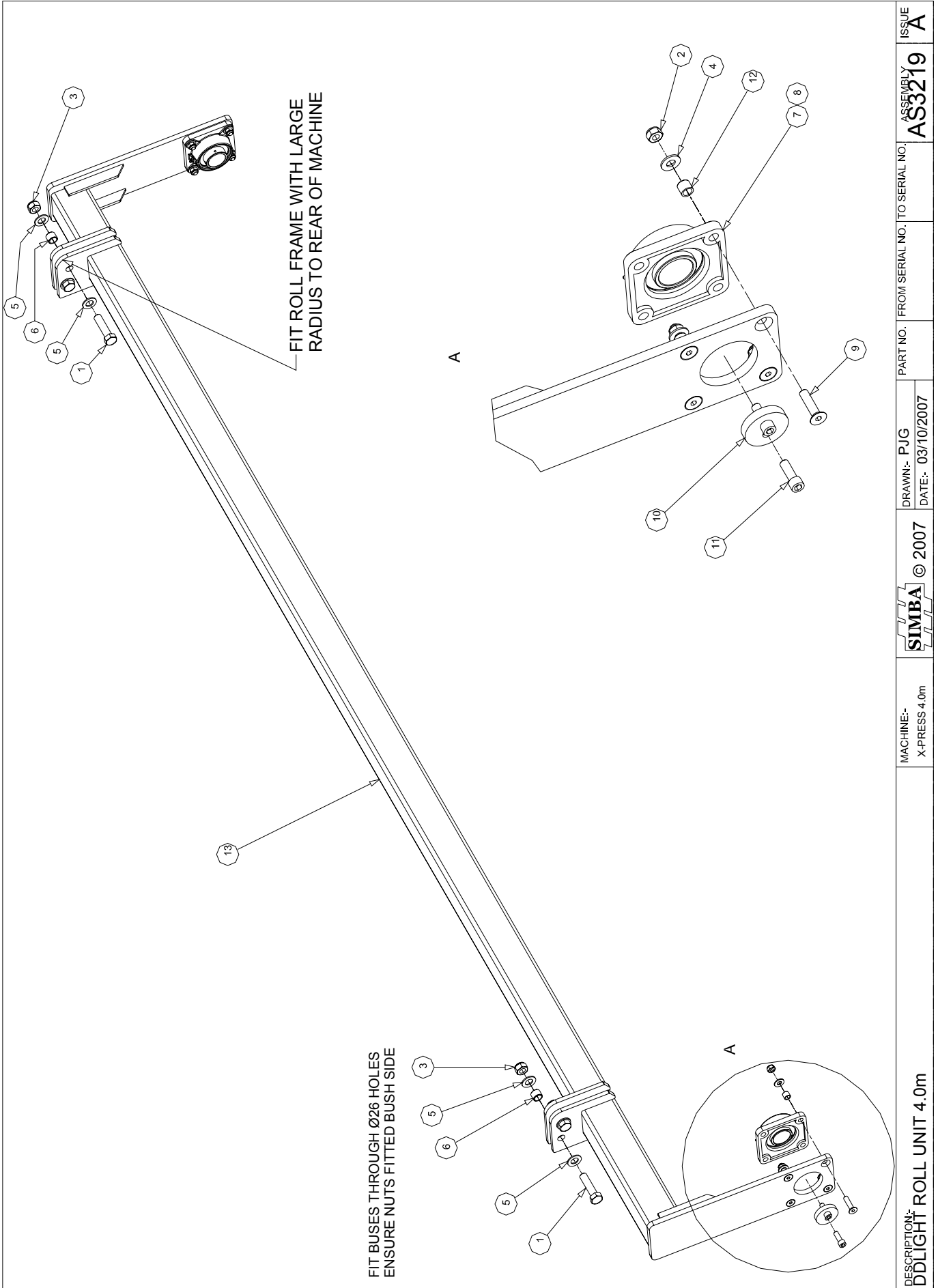
AS3213		DDLIGHT ROLL - 3.0m		
ITEM	PART NO	DESCRIPTION	QTY	COMMENTS
1	P02008	NUT LOCK M16	6	
2	P02600	WASHER FLAT M10	40	
3	P02602	WASHER FLAT M16	6	
4	P03704	BOLT U M16 GR8.8 145x117	3	
5	P05534	NUT LOCK M10	60	
6	P12959	RING DDL550 - Ø358	38	
7	P13942	BOLT M10x25 DOME SQ.	20	
8	P13961	BOLT U M10 GR8.8 71x88	20	
9	P15066	STEM - SCRAPER DDL60	20	
10	P15085	SCRAPER PLATE	20	
11	P15130	RING - RETAINING	2	
12	P15148	SCREW M16x50 GR10.9 CSK	8	
13	P15830	ROLL TUBE 2942mm	1	
14	P15909	SCRAPER RAIL 3.0m	1	
15	P15913	SPACER 56mm DDL	20	
16				
17				
18				
19				
20				
21				
22				
23				
24				
25				
26				
27				
28				
29				
30				
31				
32				
33				
34				
35				
36				
37				
38				
39				
40				
41				
42				
43				
44				
45				
46				
47				
48				
49				
50				




DESCRIPTION:- AQUEEL 2 ROLL ASSEMBLY		MACHINE:- X-PRESS 3.0m	© 2007		DRAWN:- P J G DATE:- 03/10/2007	PART NO. FROM SERIAL NO. TO SERIAL NO.	ASSEMBLY AS3236	ISSUE A
--	--	---------------------------	--------	--	------------------------------------	--	---------------------------	-------------------

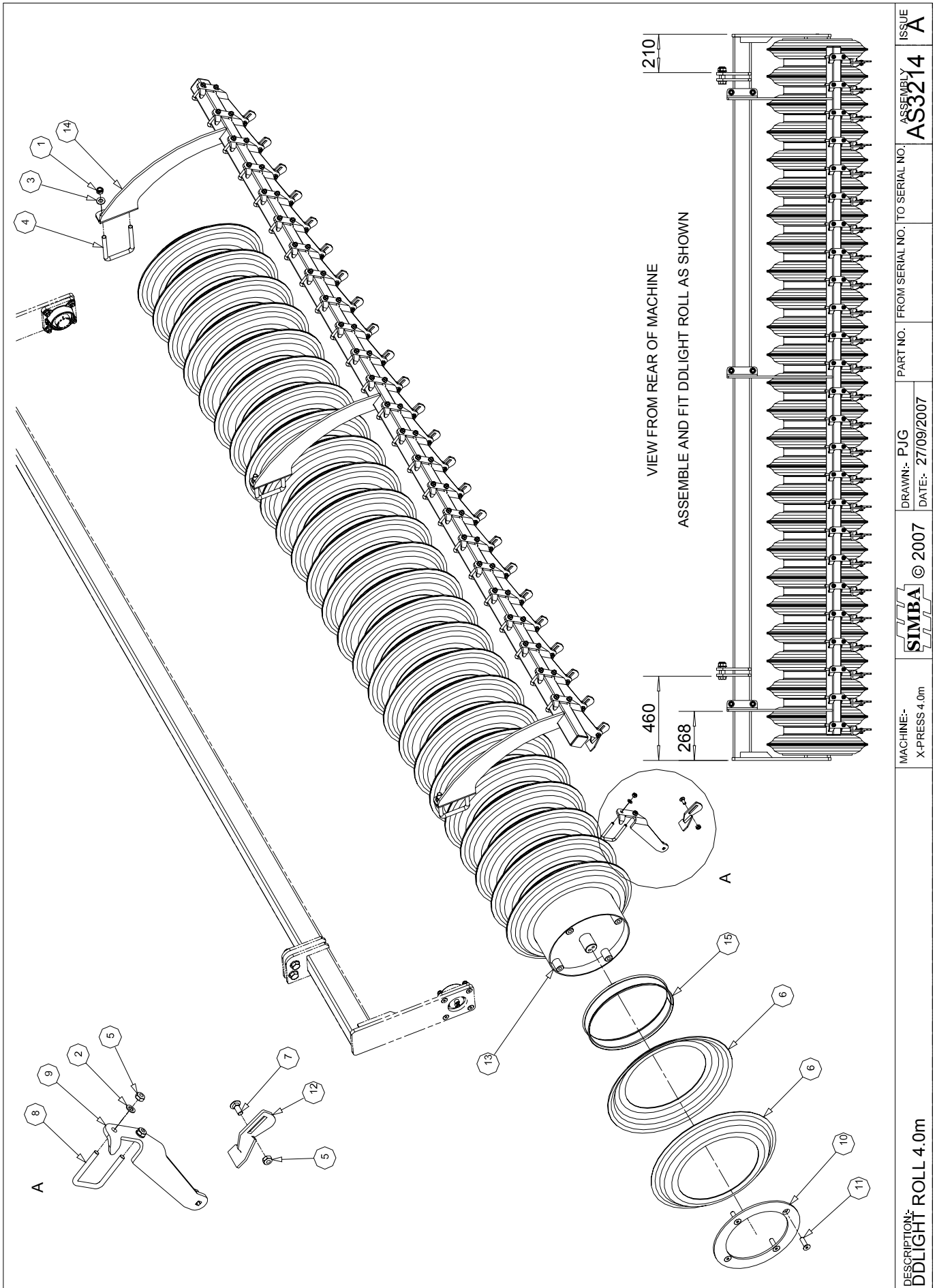



AS3236		AQUEEL 2 ROLL ASSEMBLY - 3.0m		
ITEM	PART NO	DESCRIPTION	QTY	COMMENTS
1	P10944	SCREW M12x50 GR10.9 CSK	8	
2	P13548	RING - RETAINING	2	
3	P14810	AQUEEL 2 WHEEL - 125mm	1	
4	P14815	AQUEEL 2 WHEEL - 150mm	19	
5	P14958	ROLL TUBE - 2900mm	1	
6				
7				
8				
9				
10				
11				
12				
13				
14				
15				
16				
17				
18				
19				
20				
21				
22				
23				
24				
25				
26				
27				
28				
29				
30				
31				
32				
33				
34				
35				
36				
37				
38				
39				
40				
41				
42				
43				
44				
45				
46				
47				
48				
49				
50				

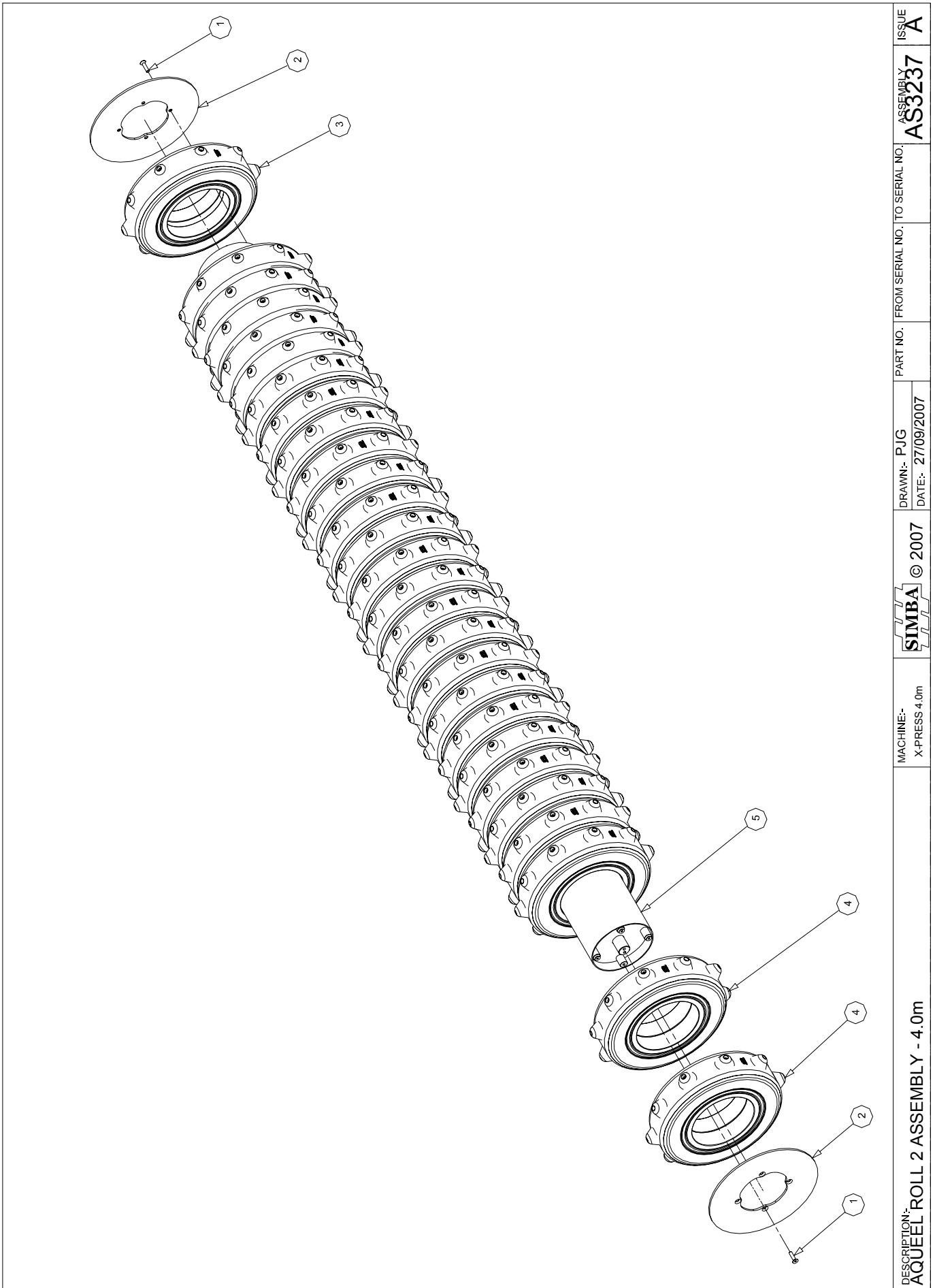


DESCRIPTION: DDLIGHT ROLL UNIT 4.0m	MACHINE:- X-PRESS 4.0m	© 2007	DRAWN:- PJG DATE:- 03/10/2007	PART NO. FROM SERIAL NO. TO SERIAL NO.	ASSEMBLY AS3219	ISSUE A
--	---------------------------	--------	----------------------------------	--	--------------------	------------


AS3219		ROLL FRAME ASSEMBLY - 4.0m		
ITEM	PART NO	DESCRIPTION	QTY	COMMENTS
1	P00407	BOLT M20x80 GR. 8.8	4	
2	P02007	NUT LOCK M12	8	
3	P02009	NUT LOCK M20	4	
4	P02601	WASHER FLAT M12	8	
5	P02603	WASHER FLAT M20	8	
6	P03714	BUSH SPRUNG - Ø26xØ20x20	4	
7	P04202	BEARING - CASTING	2	
8	P04204	BEARING - INNER	2	
9	P10944	SCREW M12x50 GR10.9 CSK	8	
10	P12758	STUB AXLE END WASHER Ø50	2	
11	P12950	BOLT M12x35 SOCKET CAP	4	
12	P14849	BUSH Ø18xØ13x15	8	
13	P15169	DD LIGHT ROLL FRAME 4.0m	1	
14				
15				
16				
17				
18				
19				
20				
21				
22				
23				
24				
25				
26				
27				
28				
29				
30				
31				
32				
33				
34				
35				
36				
37				
38				
39				
40				
41				
42				
43				
44				
45				
46				
47				
48				
49				
50				

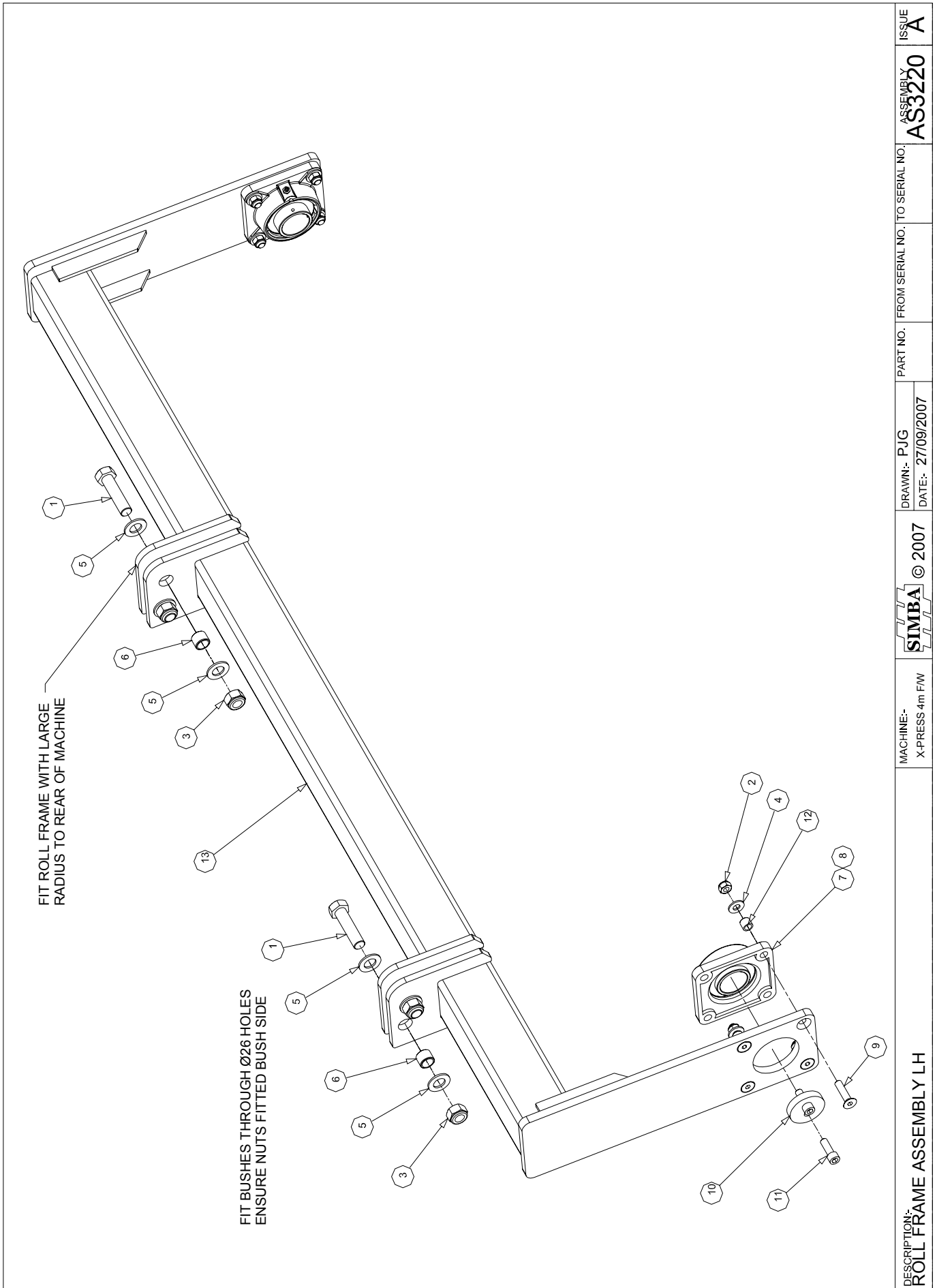


AS3214		DDLIGHT ROLL ASSEMBLY - 4.0m		
ITEM	PART NO	DESCRIPTION	QTY	COMMENTS
1	P02008	NUT LOCK M16	6	
2	P02600	WASHER FLAT M10	50	
3	P02602	WASHER FLAT M16	6	
4	P03704	BOLT U M16 GR8.8 145x117	3	
5	P05534	NUT LOCK M10	75	
6	P12959	RING DDL550 - Ø358	52	
7	P13942	BOLT M10x25 DOME SQ.	25	
8	P13961	BOLT U M10 GR8.8 71x88	25	
9	P15066	STEM - SCRAPER DDL60	25	
10	P15085	SCRAPER PLATE	25	
11	P15130	RING - RETAINING	2	
12	P15148	SCREW M16x50 GR10.9 CSK	8	
13	P15831	ROLL TUBE 3935mm	1	
14	P15910	SCRAPER RAIL 4.0m	1	
15	P15913	SPACER 56mm DDL	25	
16				
17				
18				
19				
20				
21				
22				
23				
24				
25				
26				
27				
28				
29				
30				
31				
32				
33				
34				
35				
36				
37				
38				
39				
40				
41				
42				
43				
44				
45				
46				
47				
48				
49				
50				




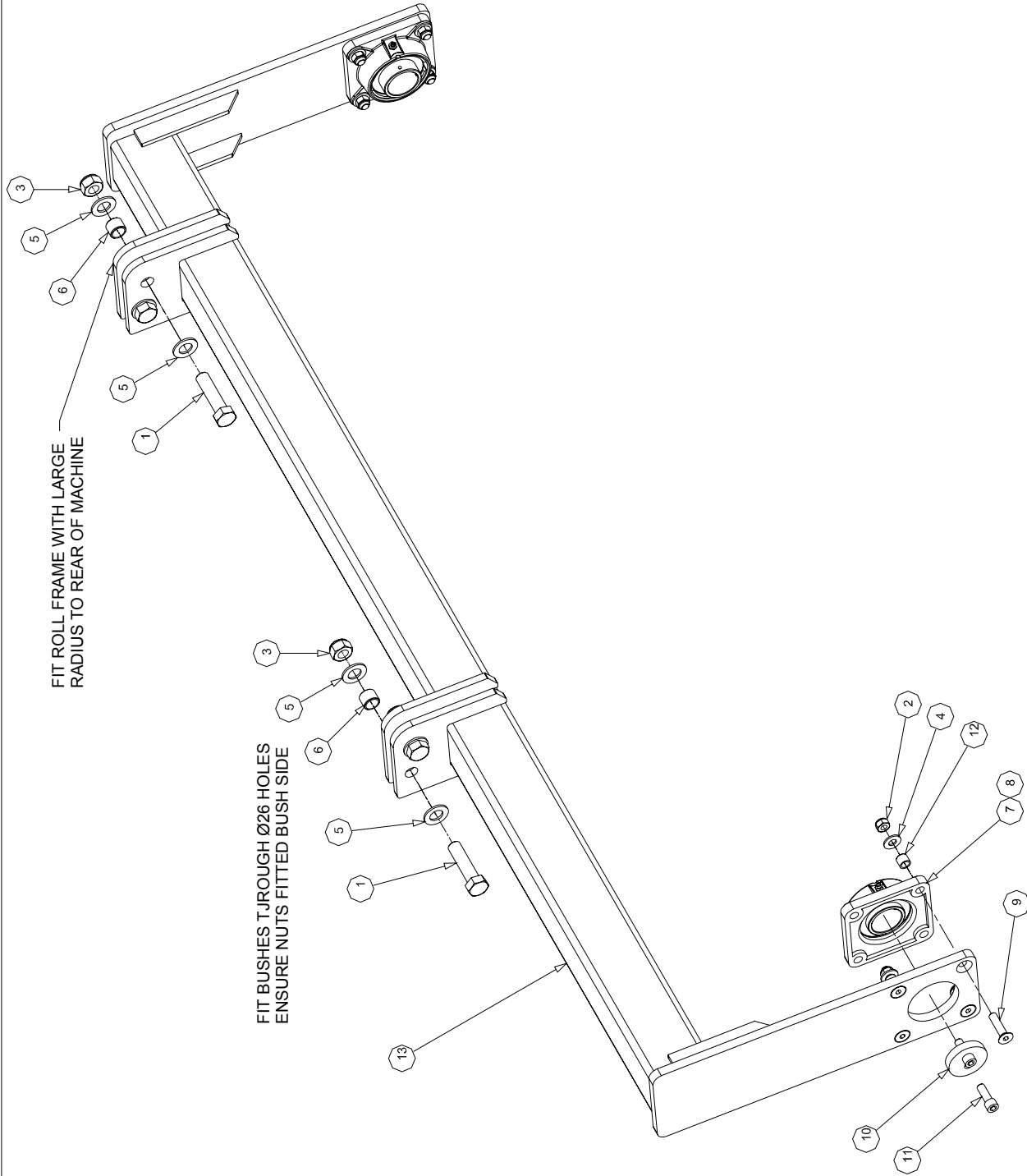
DESCRIPTION:- AQUEEL ROLL 2 ASSEMBLY - 4.0m		MACHINE:- X-PRESS 4.0m	© 2007		DRAWN:- P J G DATE:- 27/09/2007	PART NO. FROM SERIAL NO. TO SERIAL NO.	ASSEMBLY AS3237	ISSUE A
---	--	---------------------------	--------	--	------------------------------------	--	---------------------------	-------------------

AS3237		AQUEEL 2 ROLL ASSEMBLY - 4.0m		
ITEM	PART NO	DESCRIPTION	QTY	COMMENTS
1	P10944	SCREW M12x50 GR10.9 CSK	8	
2	P13548	RING - RETAINING	2	
3	P14810	AQUEEL 2 WHEEL - 125mm	6	
4	P14815	AQUEEL 2 WHEEL - 150mm	21	
5	P15921	ROLL TUBE CCR 3935mm	1	
6				
7				
8				
9				
10				
11				
12				
13				
14				
15				
16				
17				
18				
19				
20				
21				
22				
23				
24				
25				
26				
27				
28				
29				
30				
31				
32				
33				
34				
35				
36				
37				
38				
39				
40				
41				
42				
43				
44				
45				
46				
47				
48				
49				
50				



DESCRIPTION: ROLL FRAME ASSEMBLY LH	MACHINE:- X-PRESS 4m F/W	© 2007	DRAWN:- PJG DATE:- 27/09/2007	PART NO. FROM SERIAL NO. TO SERIAL NO.	ASSEMBLY AS3220	ISSUE A
---	-----------------------------	--------	----------------------------------	--	---------------------------	-------------------


AS3220		ROLL FRAME LH - 4.0m F/W		
ITEM	PART NO	DESCRIPTION	QTY	COMMENTS
1	P00407	BOLT M20x80 GR. 8.8	4	
2	P02007	NUT LOCK M12	8	
3	P02009	NUT LOCK M20	4	
4	P02601	WASHER FLAT M12	8	
5	P02603	WASHER FLAT M20	8	
6	P03714	BUSH SPRUNG - Ø26xØ20x20	4	
7	P04202	BEARING - CASTING	2	
8	P04204	BEARING - INNER	2	
9	P10944	SCREW M12x50 GR10.9 CSK	8	
10	P12758	STUB AXLE END WASHER Ø50	2	
11	P12950	BOLT M12x35 SOCKET CAP	4	
12	P14849	BUSH Ø18xØ13x15	8	
13	P15166	DD LIGHT ROLL FRAME LH	1	
14				
15				
16				
17				
18				
19				
20				
21				
22				
23				
24				
25				
26				
27				
28				
29				
30				
31				
32				
33				
34				
35				
36				
37				
38				
39				
40				
41				
42				
43				
44				
45				
46				
47				
48				
49				
50				

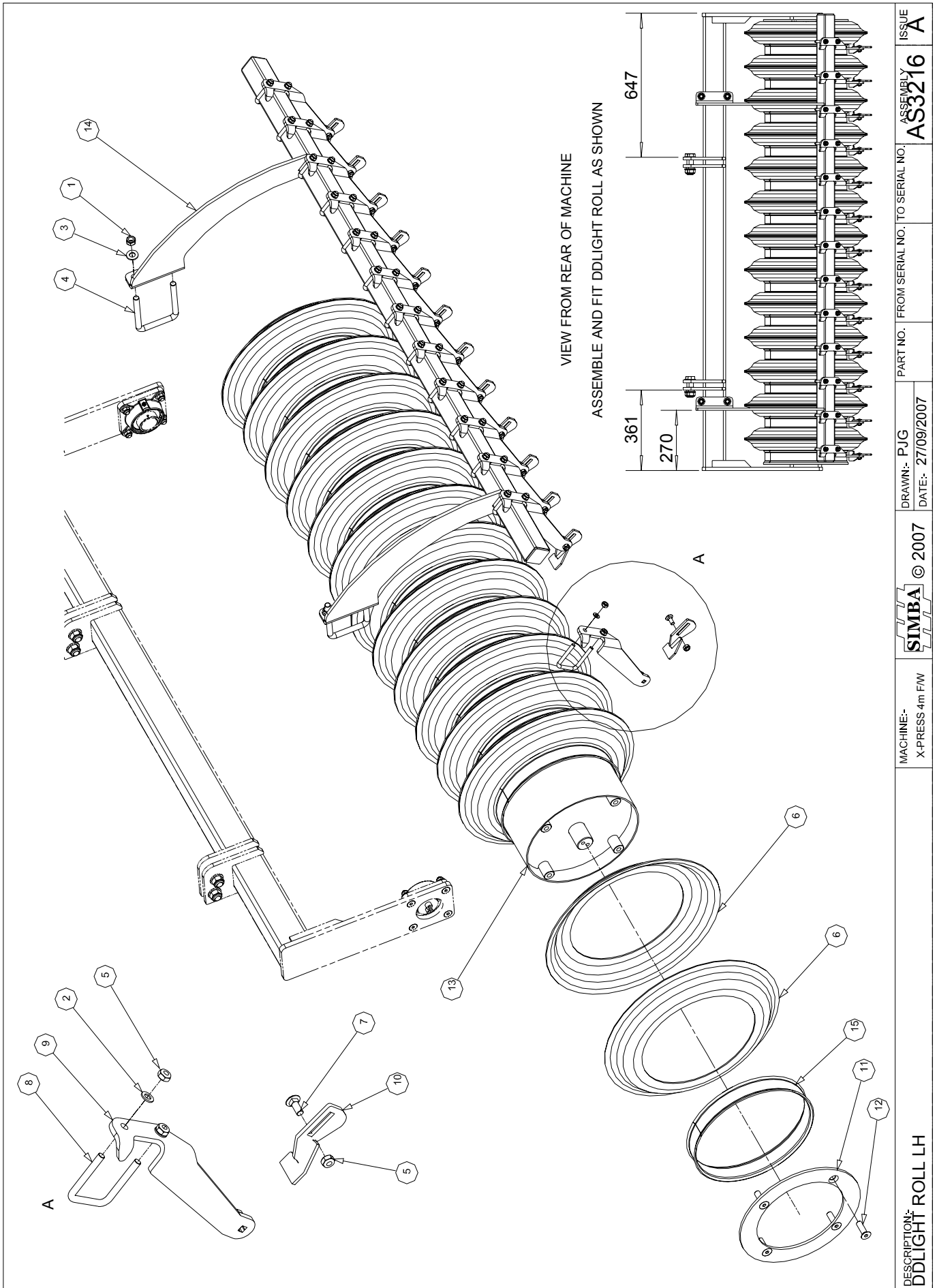


FIT ROLL FRAME WITH LARGE RADIUS TO REAR OF MACHINE


FIT BUSHES T.J.ROUGH Ø26 HOLES ENSURE NUTS FITTED BUSH SIDE

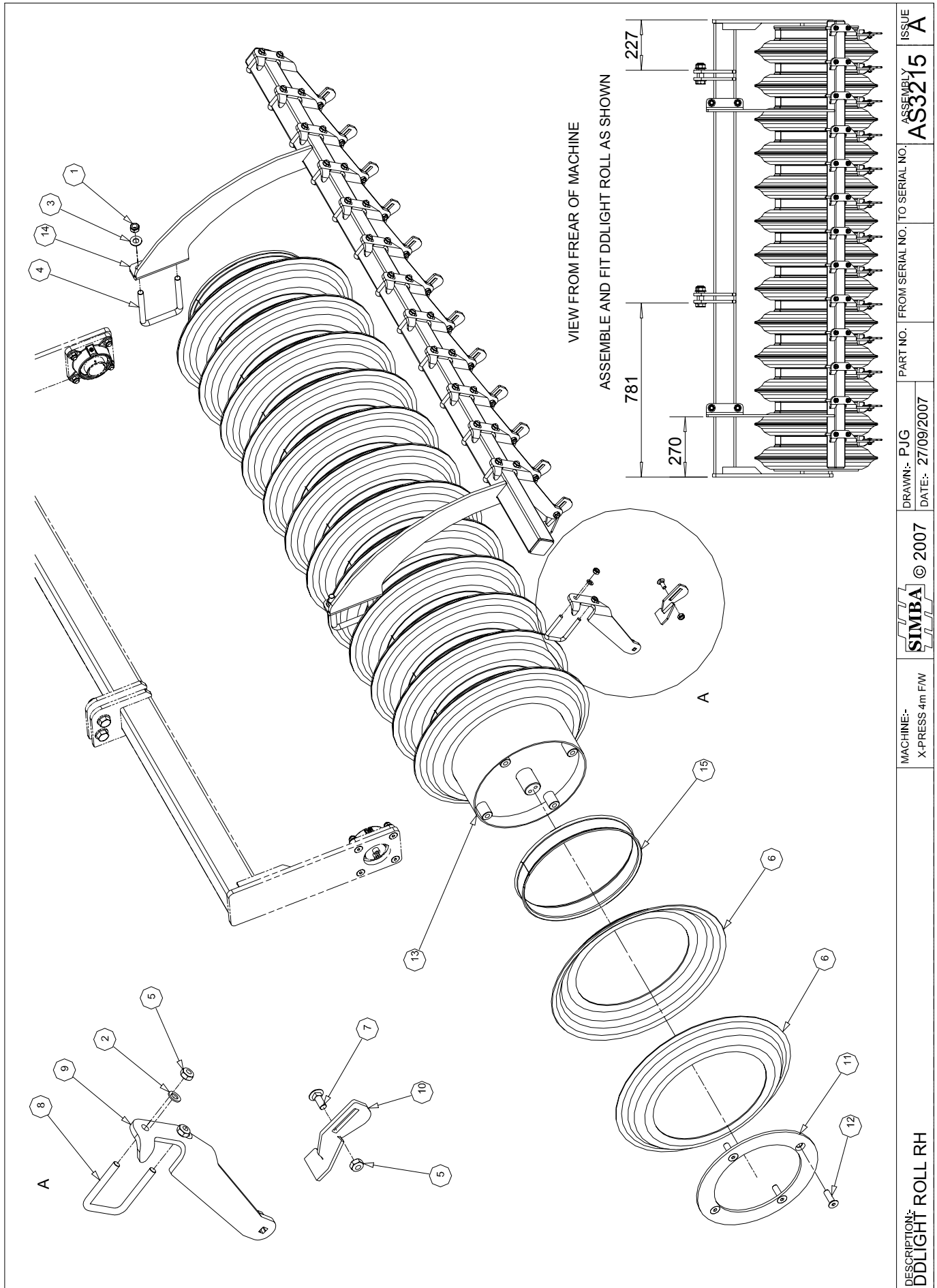
MACHINE:- X-PRESS 4m F/W		DRAWN:- PJG DATE:- 27/09/2007		PART NO. FROM SERIAL NO. TO SERIAL NO.		ASSEMBLY NO. AS3221		ISSUE A	
DESCRIPTION:- ROLL FRAME ASSEMBLY RH									

AS3221		ROLL FRAME ASSEMBLY RH - 4.0m FW		
ITEM	PART NO	DESCRIPTION	QTY	COMMENTS
1	P00407	BOLT M20x80 GR. 8.8	4	
2	P02007	NUT LOCK M12	8	
3	P02009	NUT LOCK M20	4	
4	P02601	WASHER FLAT M12	8	
5	P02603	WASHER FLAT M20	8	
6	P03714	BUSH SPRUNG - Ø26xØ20x20	4	
7	P04202	BEARING - CASTING	2	
8	P04204	BEARING - INNER	2	
9	P10944	SCREW M12x50 GR10.9 CSK	8	
10	P12758	STUB AXLE END WASHER Ø50	2	
11	P12950	BOLT M12x35 SOCKET CAP	4	
12	P14849	BUSH Ø18xØ13x15	8	
13	P15167	DD LIGHT ROLL FRAME RH	1	
14				
15				
16				
17				
18				
19				
20				
21				
22				
23				
24				
25				
26				
27				
28				
29				
30				
31				
32				
33				
34				
35				
36				
37				
38				
39				
40				
41				
42				
43				
44				
45				
46				
47				
48				
49				
50				




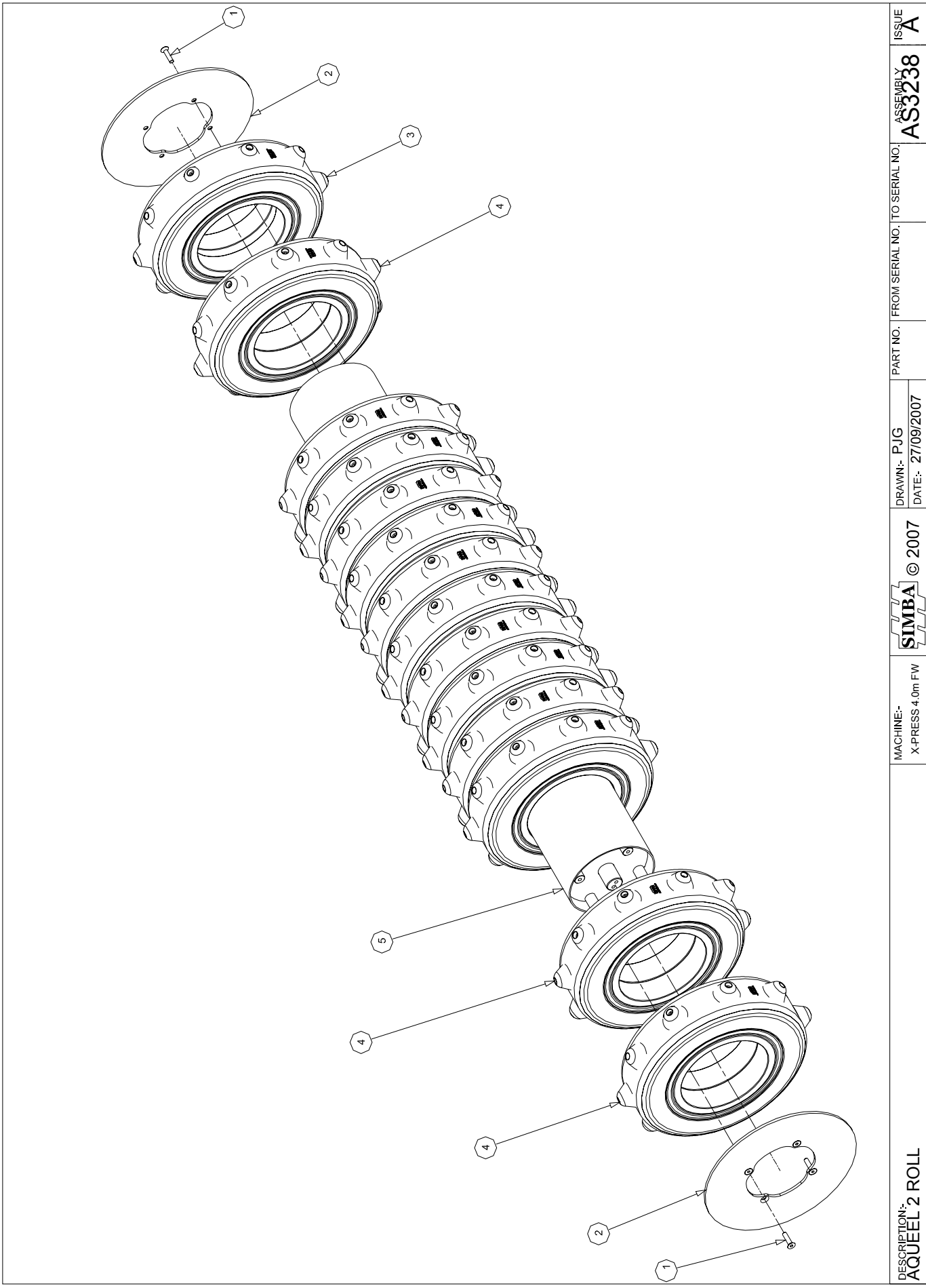
	DRAWN:- PJG DATE:- 27/09/2007	PART NO. FROM SERIAL NO. TO SERIAL NO. AS3216	ISSUE A
	SIMBA © 2007		
MACHINE:- X-PRESS 4m F/W			
DESCRIPTION:- DDLIGHT ROLL LH			

AS3216		DDLIGHT ROLL ASSEMBLY LH - 4.0m FW			
ITEM	PART NO	DESCRIPTION	QTY	COMMENTS	
1	P02008	NUT LOCK M16	4		
2	P02600	WASHER FLAT M10	26		
3	P02602	WASHER FLAT M16	4		
4	P03704	BOLT U M16 GR8.8 145x117	2		
5	P05534	NUT LOCK M10	39		
6	P12959	RING DDL550 - Ø358	26		
7	P13942	BOLT M10x25 DOME SQ.	13		
8	P13961	BOLT U M10 GR8.8 71x88	13		
9	P15066	STEM - SCRAPER DDL60	13		
10	P15085	SCRAPER PLATE	13		
11	P15130	RING - RETAINING	2		
12	P15148	SCREW M16x50 GR10.9 CSK	8		
13	P15832	ROLL TUBE 2022mm	1		
14	P15911	SCRAPER RAIL	1		
15	P15913	SPACER 56mm DDL	13		
16					
17					
18					
19					
20					
21					
22					
23					
24					
25					
26					
27					
28					
29					
30					
31					
32					
33					
34					
35					
36					
37					
38					
39					
40					
41					
42					
43					
44					
45					
46					
47					
48					
49					
50					




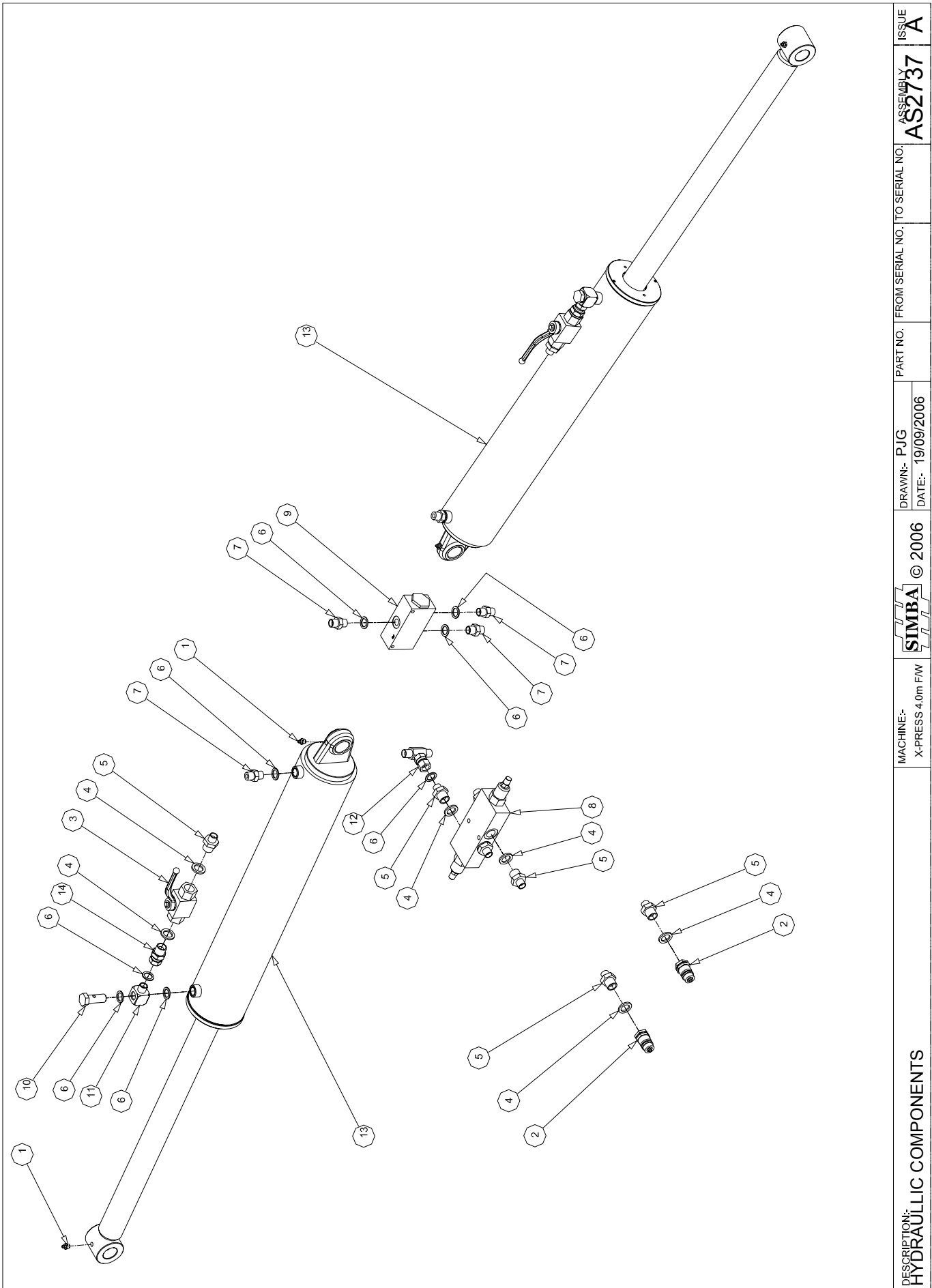
DESCRIPTION: DDLIGHT ROLL RH	MACHINE:- X-PRESS 4m F/W	© 2007	DRAWN:- PJG DATE:- 27/09/2007	PART NO. FROM SERIAL NO. TO SERIAL NO. AS3215	ISSUE A
---------------------------------	-----------------------------	--------	----------------------------------	--	------------

AS3215		DDLIGHT ROLL ASSEMBLY RH - 4.0m F/W		
ITEM	PART NO	DESCRIPTION	QTY	COMMENTS
1	P02008	NUT LOCK M16	4	
2	P02600	WASHER FLAT M10	26	
3	P02602	WASHER FLAT M16	4	
4	P03704	BOLT U M16 GR8.8 145x117	2	
5	P05534	NUT LOCK M10	39	
6	P12959	RING DDL550 - Ø358	26	
7	P13942	BOLT M10x25 DOME SQ.	13	
8	P13961	BOLT U M10 GR8.8 71x88	13	
9	P15066	STEM - SCRAPER DDL60	13	
10	P15085	SCRAPER PLATE	13	
11	P15130	RING - RETAINING	2	
12	P15148	SCREW M16x50 GR10.9 CSK	8	
13	P15832	ROLL TUBE 2022mm	1	
14	P15911	SCRAPER RAIL	1	
15	P15913	SPACER 56mm DDL	13	
16				
17				
18				
19				
20				
21				
22				
23				
24				
25				
26				
27				
28				
29				
30				
31				
32				
33				
34				
35				
36				
37				
38				
39				
40				
41				
42				
43				
44				
45				
46				
47				
48				
49				
50				



DESCRIPTION:- AQUEEL 2 ROLL	MACHINE:- X-PRESS 4.0m FW	© 2007	DRAWN:- PJG DATE:- 27/09/2007	PART NO. FROM SERIAL NO. TO SERIAL NO. AS3238	ISSUE A
---------------------------------------	------------------------------	--------	----------------------------------	---	-------------------

AS3238		AQUEEL 2 ROLL ASSEMBLY - 4.0m FW		
ITEM	PART NO	DESCRIPTION	QTY	COMMENTS
1	P10944	SCREW M12x50 GR10.9 CSK	8	
2	P13548	RING - RETAINING	2	
3	P14810	AQUEEL 2 WHEEL - 125mm	1	
4	P14815	AQUEEL 2 WHEEL - 150mm	13	
5	P14959	ROLL TUBE - 1982mm	1	
6				
7				
8				
9				
10				
11				
12				
13				
14				
15				
16				
17				
18				
19				
20				
21				
22				
23				
24				
25				
26				
27				
28				
29				
30				
31				
32				
33				
34				
35				
36				
37				
38				
39				
40				
41				
42				
43				
44				
45				
46				
47				
48				
49				
50				



DESCRIPTION:
HYDRAULIC COMPONENTS

MACHINE:-
X-PRESS 4.0m FAW


SIMBA © 2006

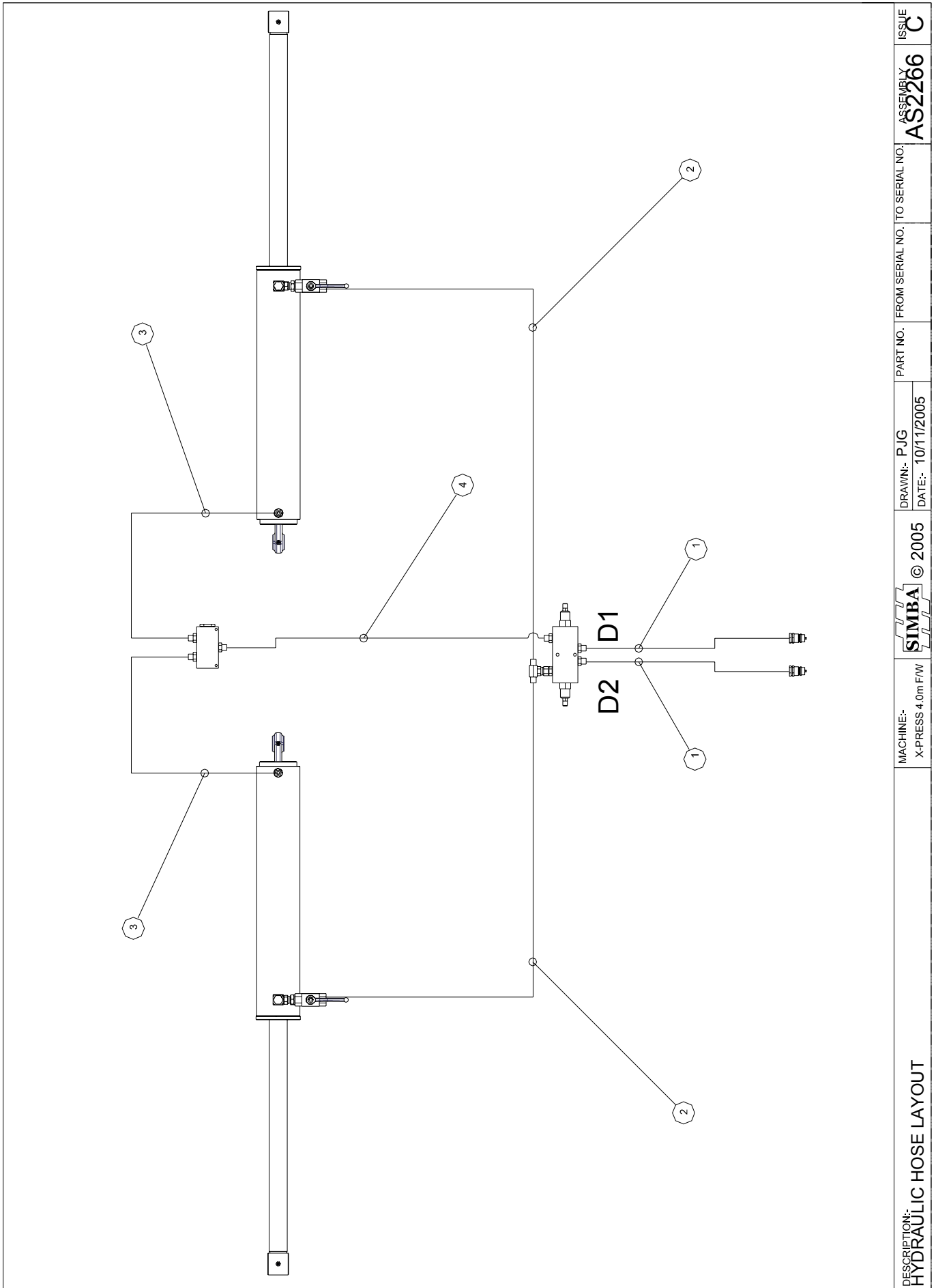
DRAWN:- PJG
DATE:- 19/09/2006

PART NO. FROM SERIAL NO. TO SERIAL NO.

ASSEMBLY
AS2737


ISSUE
A

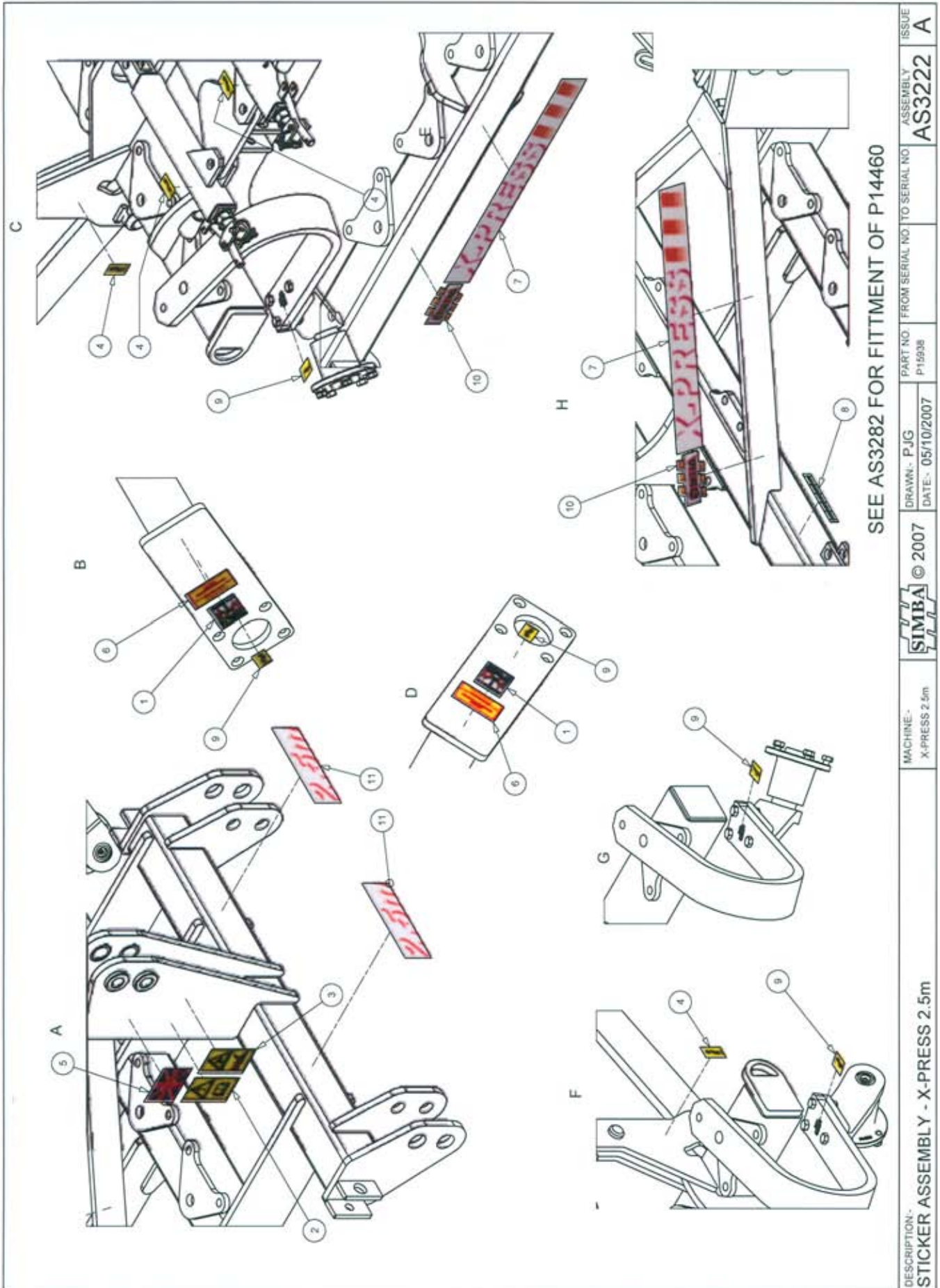
AS2737		HYDRAULIC COMPONENTS - X-PRESS 4.0m F/W		
ITEM	PART NO	DESCRIPTION	QTY	COMMENTS
1	P00071	NIPPLE - GREASE	4	
2	P00205	QUICK RELEASE MALE - 1/2" BSP	2	
3	P00774	SHUT OFF TAP 1/2" BSP	2	
4	P02263	DOWTY SEAL 1/2" BSP	10	
5	P03686	ADAPTOR MALE - MALE 1/2"-3/8" BSP	8	
6	P03687	DOWTY SEAL 3/8" BSP	12	
7	P06641	ADAPTOR MALE - MALE 3/8"-3/8" BSP	5	
8	P07930	DOC VALVE VODL/SC12	1	
9	P11021	VALVE FDC VDFR38-24 3/8"	1	
10	P11604	BANJO BOLT 3/8"	2	
11	P11605	BANJO BLOCK 3/8"	2	
12	P12769	ADAPTOR T SFOL 3/8" BSP	1	
13	P14093	CYLINDER Ø100 x 570 C/W EYE BOTH ENDS	2	
14	P14095	ADAPTOR MALE 1/2" - FEMALE 3/8"	2	
15				
16				
17				
18				
19				
20				
21				
22				
23				
24				
25				
26				
27				
28				
29				
30				
31				
32				
33				
34				
35				
36				
37				
38				
39				
40				
41				
42				
43				
44				
45				
46				
47				
48				
49				
50				



DESCRIPTION: HYDRAULIC HOSE LAYOUT	MACHINE:- X-PRESS 4.0m F/W	© 2005	DRAWN:- P J G DATE:- 10/11/2005	PART NO. FROM SERIAL NO. TO SERIAL NO.	ASSEMBLY AS2266	ISSUE C
--	-------------------------------	--------	------------------------------------	--	---------------------------	-------------------




AS2266		HYDRAULIC HOSE LAYOUT		
ITEM	PART NO	DESCRIPTION	QTY	COMMENTS
1	P07624	HA 3/8"x1830	2	
2	P14788	HA 3/8"x1000 90°	2	
3	P14792	HA 3/8"x800 90°	2	
4	P14793	HA 3/8"x400 90°	1	
5				
6				
7				
8				
9				
10				
11				
12				
13				
14				
15				
16				
17				
18				
19				
20				
21				
22				
23				
24				
25				
26				
27				
28				
29				
30				
31				
32				
33				
34				
35				
36				
37				
38				
39				
40				
41				
42				
43				
44				
45				
46				
47				
48				
49				
50				

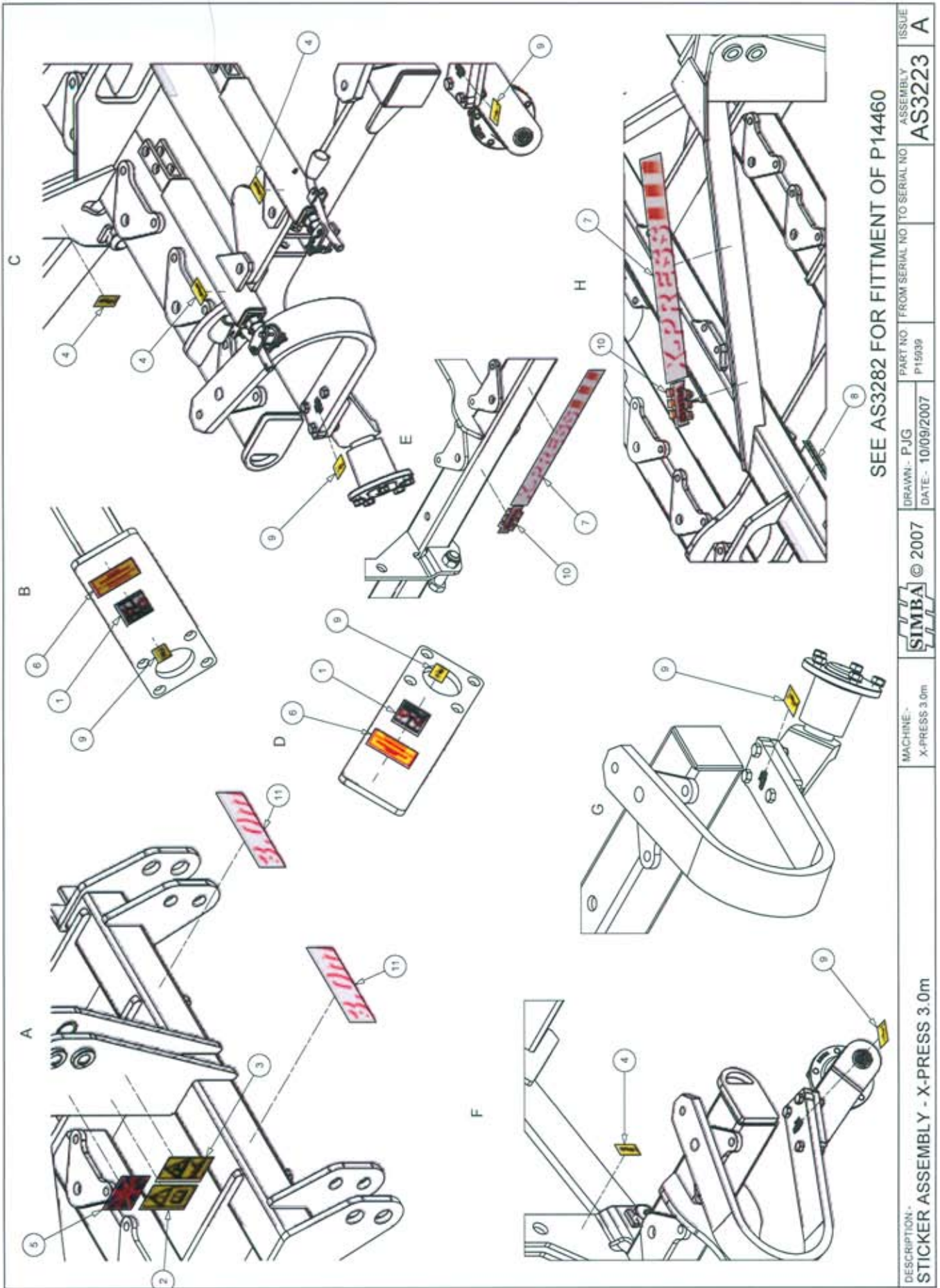


SEE AS3282 FOR FITTMENT OF P14460

DESCRIPTION:- STICKER ASSEMBLY - X-PRESS 2.5m	MACHINE:- X-PRESS 2.5m	SIMBA © 2007	DRAWN:- P.J.G DATE:- 05/10/2007	PART NO. P15938	FROM SERIAL NO. TO SERIAL NO.	ASSEMBLY NO. AS3222	ISSUE A
--	---------------------------	--------------	------------------------------------	--------------------	-------------------------------	------------------------	------------




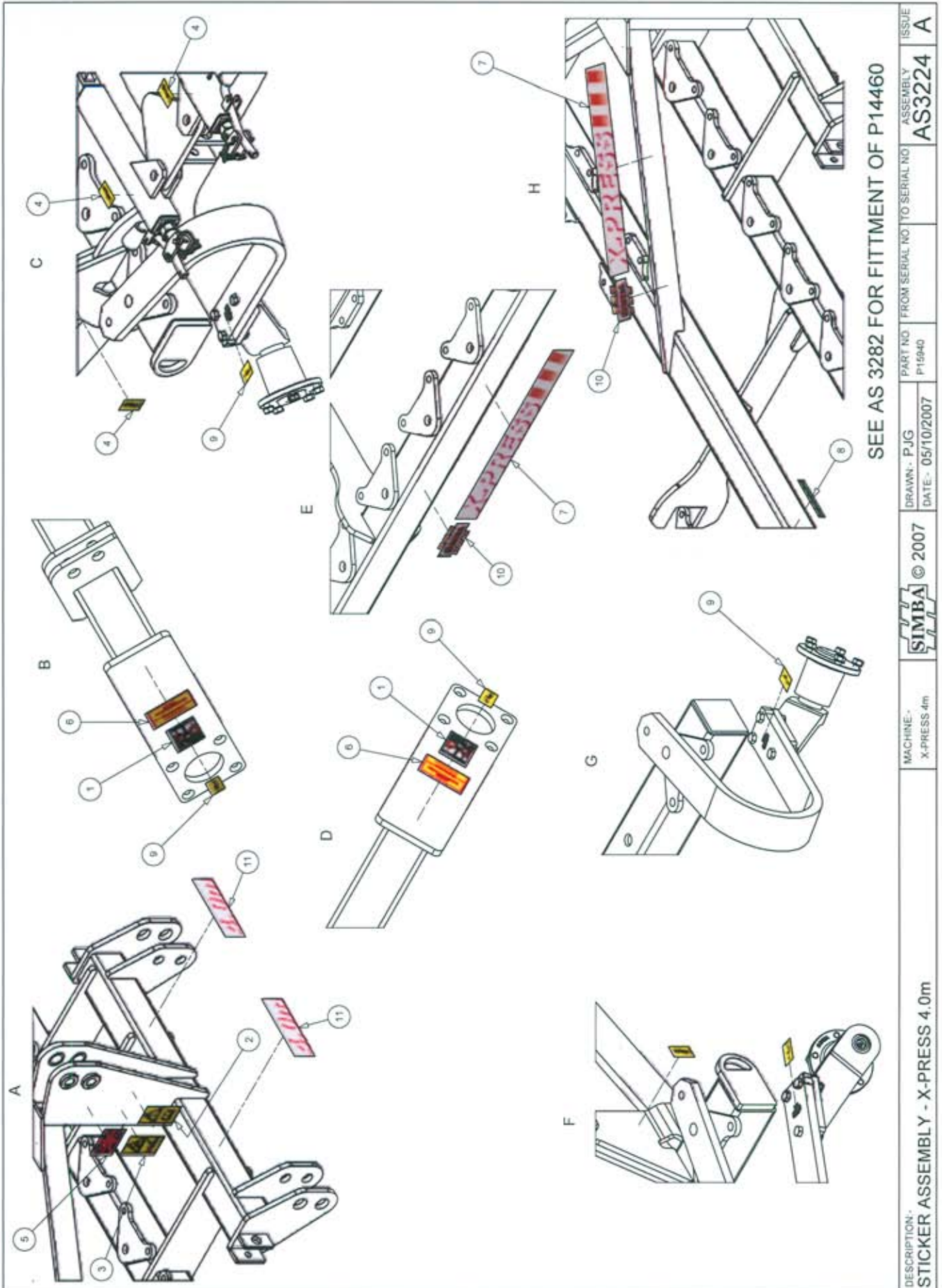
AS3222		STICKER LAYOUT - X-PRESS 2.5m		
ITEM	PART NO	DESCRIPTION	QTY	COMMENTS
1	P08923	DECAL - DD SMALL	2	
2	P11642	DECAL - ATTENTION	1	
3	P11645	DECAL - HAND TRAP	1	
4	P11695	DECAL - GREASE 50 HOURS	4	
5	P11700	DECAL - MADE GREAT	1	
6	P12558	DECAL - AXLE TENSION	2	
7	P13843	DECAL - X-PRESS 62x580	3	
8	P14460	DECAL - GANG ANGLE	2	
9	P15173	DECAL - GREASE 200 HOURS	6	
10	P15198	DECAL - SIMBA 65x114	3	
11	P15857	DECAL - 2.5m	2	
12				
13				
14				
15				
16				
17				
18				
19				
20				
21				
22				
23				
24				
25				
26				
27				
28				
29				
30				
31				
32				
33				
34				
35				
36				
37				
38				
39				
40				
41				
42				
43				
44				
45				
46				
47				
48				
49				
50				



SEE AS3282 FOR FITMENT OF P14460


DESCRIPTION - STICKER ASSEMBLY - X-PRESS 3.0m	MACHINE - X-PRESS 3.0m	© 2007	DRAWN - P.JG DATE - 10/09/2007	PART NO. FROM SERIAL NO TO SERIAL NO P15039	ASSEMBLY AS3223	ISSUE A
--	---------------------------	--------	-----------------------------------	--	--------------------	------------

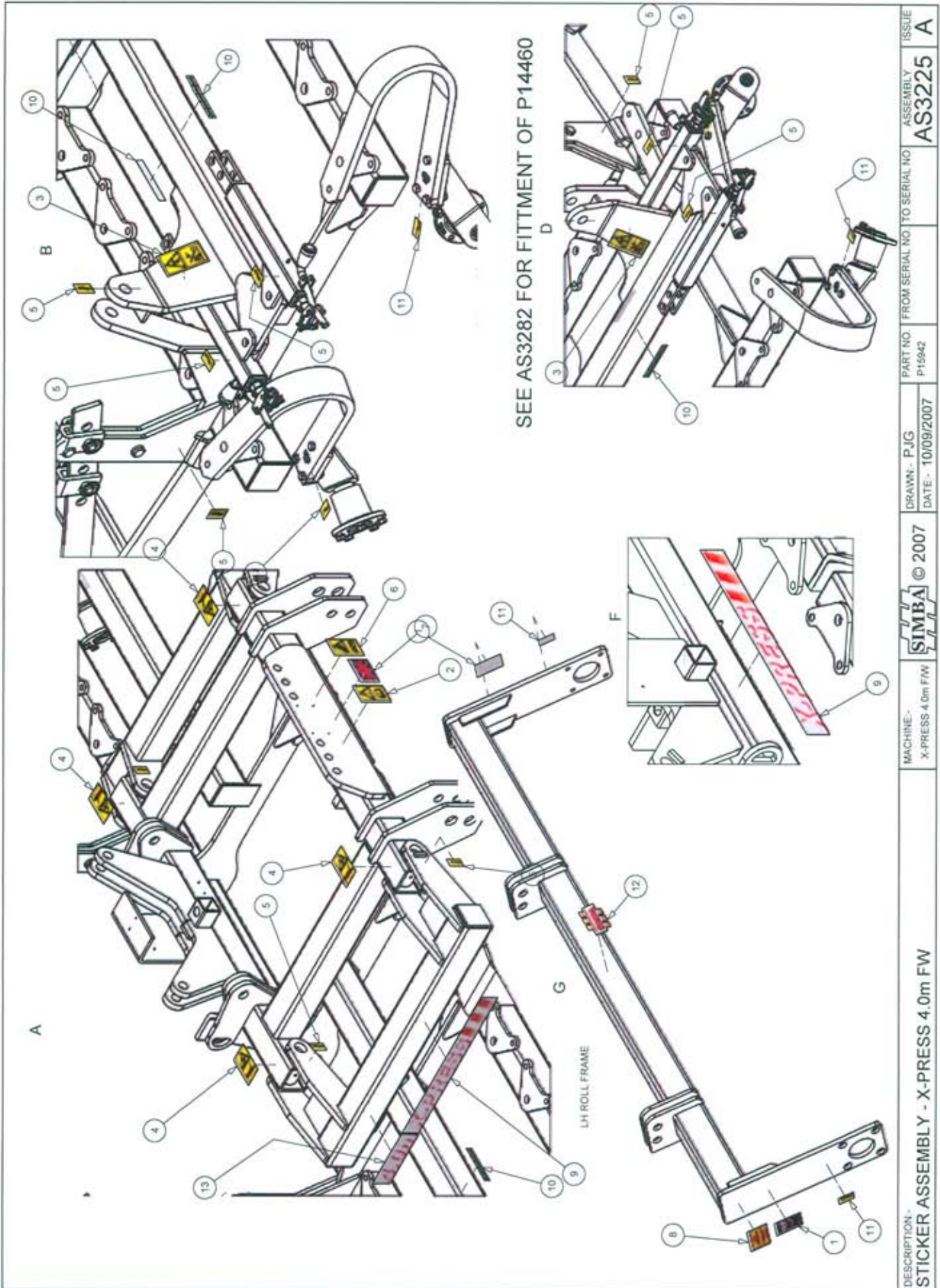
AS3223		STICKER LAYOUT - X-PRESS 3.0m		
ITEM	PART NO	DESCRIPTION	QTY	COMMENTS
1	P08923	DECAL - DD SMALL	2	
2	P11642	DECAL - ATTENTION	1	
3	P11645	DECAL - HAND TRAP	1	
4	P11695	DECAL - GREASE 50 HOURS	4	
5	P11700	DECAL - MADE GREAT	1	
6	P12558	DECAL - AXLE TENSION	2	
7	P13843	DECAL - X-PRESS 62x580	3	
8	P14460	DECAL - GANG ANGLE	2	
9	P15173	DECAL - GREASE 200 HOURS	6	
10	P15198	DECAL - SIMBA 65x114	3	
11	P15256	DECAL - 3.0m	2	
12				
13				
14				
15				
16				
17				
18				
19				
20				
21				
22				
23				
24				
25				
26				
27				
28				
29				
30				
31				
32				
33				
34				
35				
36				
37				
38				
39				
40				
41				
42				
43				
44				
45				
46				
47				
48				
49				
50				




DESCRIPTION - STICKER ASSEMBLY - X-PRESS 4.0m	MACHINE - X-PRESS 4m	© 2007	DRAWN - P.JG	PART NO. FROM SERIAL NO. TO SERIAL NO.	ASSEMBLY	ISSUE
			DATE - 05/10/2007	P15940	AS3224	A



AS3224		STICKER LAYOUT - X-PRESS 4.0m		
ITEM	PART NO	DESCRIPTION	QTY	COMMENTS
1	P08923	DECAL - DD SMALL	2	
2	P11642	DECAL - ATTENTION	1	
3	P11645	DECAL - HAND TRAP	1	
4	P11695	DECAL - GREASE 50 HOURS	4	
5	P11700	DECAL - MADE GREAT	1	
6	P12558	DECAL - AXLE TENSION	2	
7	P13843	DECAL - X-PRESS 62x580	3	
8	P14460	DECAL - GANG ANGLE	2	
9	P15173	DECAL - GREASE 200 HOURS	6	
10	P15198	DECAL - SIMBA 65x114	3	
11	P15257	DECAL - 4.0m	2	
12				
13				
14				
15				
16				
17				
18				
19				
20				
21				
22				
23				
24				
25				
26				
27				
28				
29				
30				
31				
32				
33				
34				
35				
36				
37				
38				
39				
40				
41				
42				
43				
44				
45				
46				
47				
48				
49				
50				



AS3225		STICKER LAYOUT - X-PRESS 4.0m FW		
ITEM	PART NO	DESCRIPTION	QTY	COMMENTS
1	P08923	DECAL - DD SMALL	4	
2	P11642	DECAL - ATTENTION	1	
3	P11643	DECAL - FALLING WINGS	2	
4	P11645	DECAL - HAND TRAP	4	
5	P11695	DECAL - GREASE 50 HOURS	14	
6	P11697	DECAL - ANTITAMPER	1	
7	P11700	DECAL - MADE GREAT	1	
8	P12558	DECAL - AXLE TENSION	2	
9	P13843	DECAL - X-PRESS 62x580	3	
10	P14460	DECAL - GANG ANGLE	4	
11	P15173	DECAL - GREASE 200 HOURS	8	
12	P15198	DECAL - SIMBA 65x114	2	
13	P15257	DECAL - 4.0m	2	
14				
15				
16				
17				
18				
19				
20				
21				
22				
23				
24				
25				
26				
27				
28				
29				
30				
31				
32				
33				
34				
35				
36				
37				
38				
39				
40				
41				
42				
43				
44				
45				
46				
47				
48				
49				
50				



X-PRESS - MOUNTED						
					MODEL	
PART DESCRIPTION	PART NUMBER	2.5m	3.0m	4.0m	4.0m	4.0m FW
DISC BLADES						
DISC BLADE Ø515x6	P11462	18	22	30		32
BOLT M12x20x1.25 FINE	P15926	90	110	150		160
WASHER SPRING M12	P02037	90	110	150		160
DDLIGHT ROLL SCRAPERS						
SCRAPER BLADE - DDL 550	P15085	17	20	25		26
BOLT M10x25 DOME SQ	P13942	17	20	25		26
NUT LOCK M10	P05534	17	20	25		26
DD RINGS						
DD550 RING - 358mm BORE	P12959	32	38	52		52